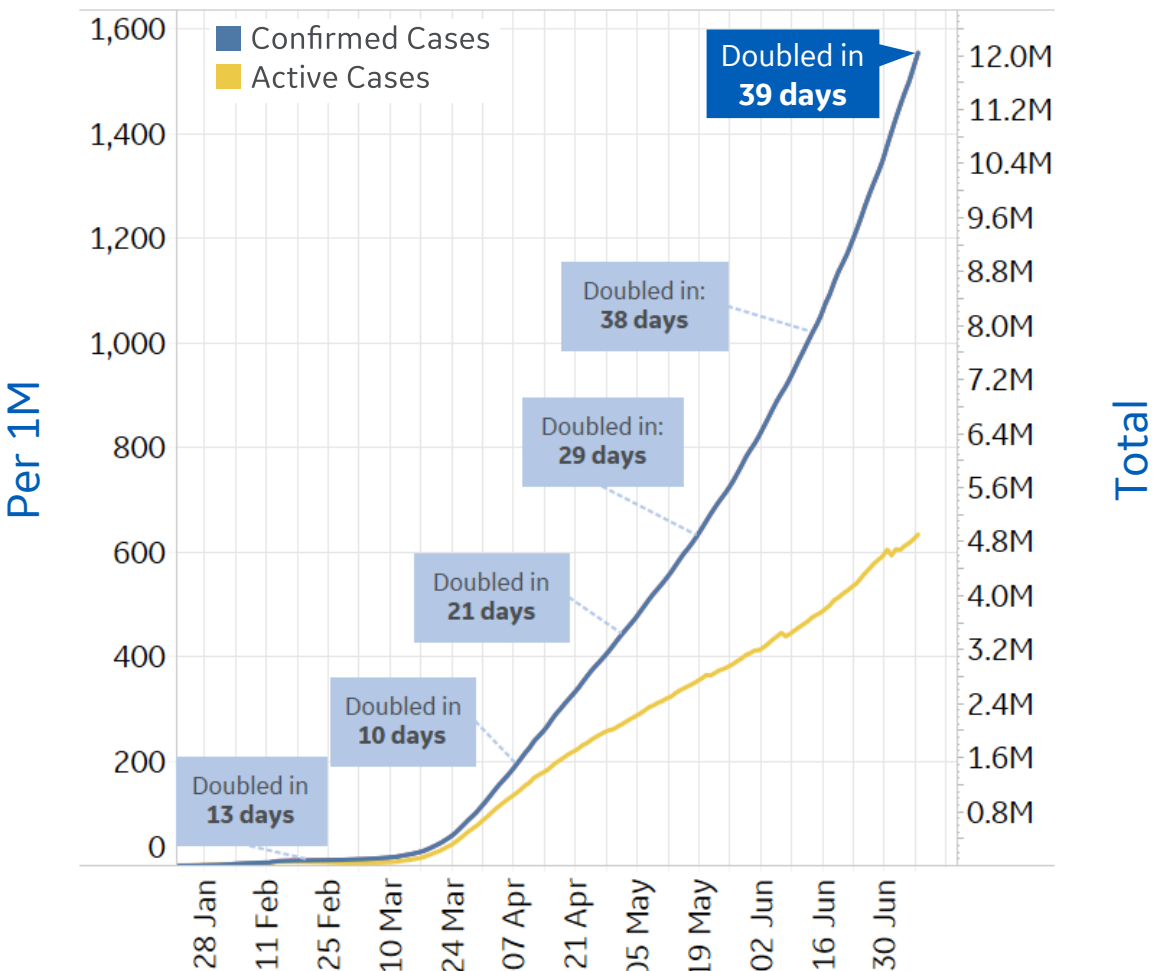




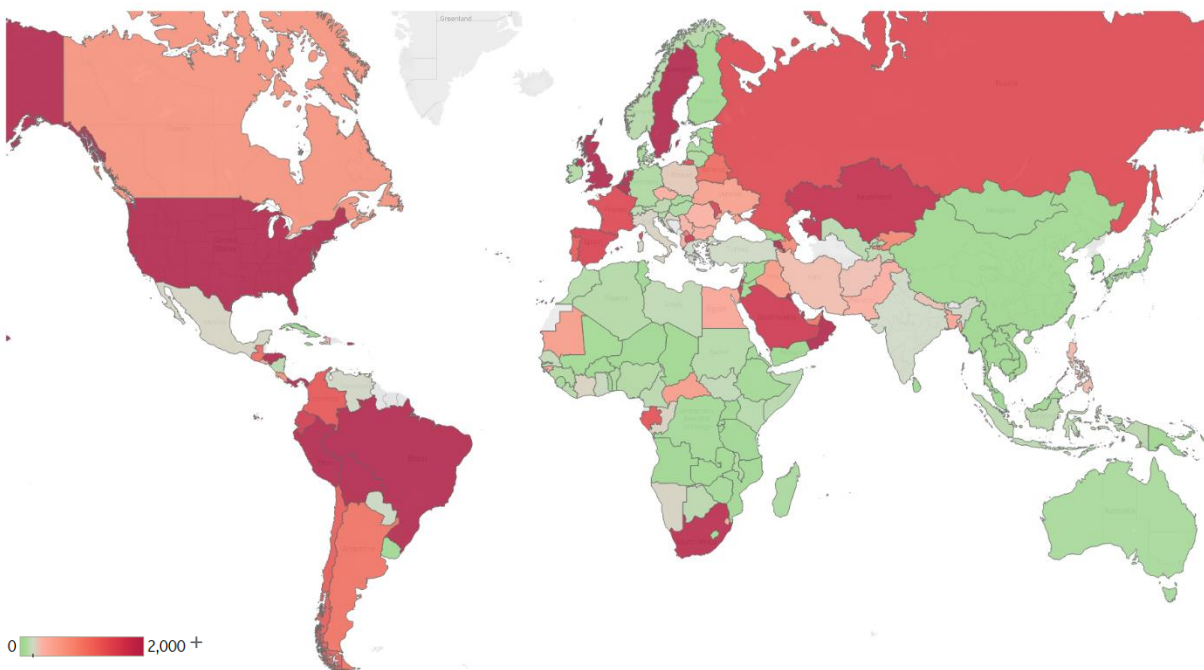
Global Confirmed & Active Cases

Trend since 22 Jan



Today per 1M

Active cases = Confirmed - Recovered - Deaths

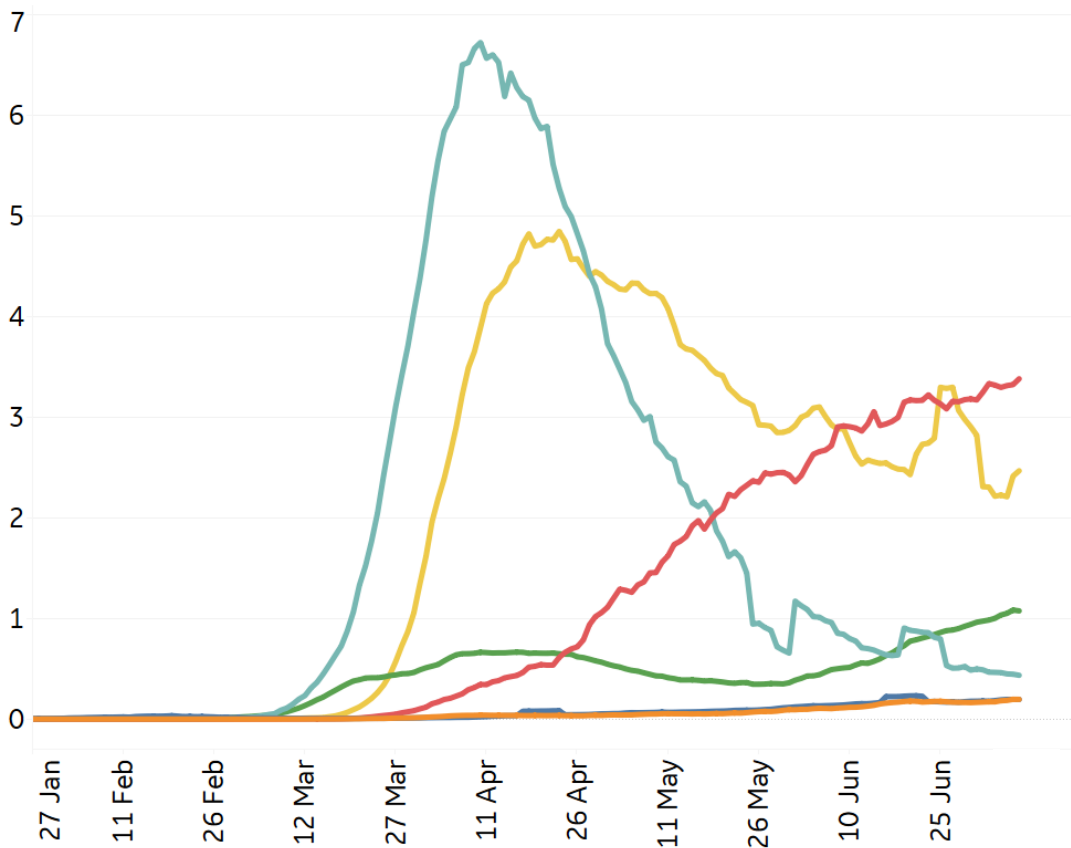


Per 1M:	Today		Change
Active Today	633		+1%
Active	8	new	+1%
Confirmed	27	new	+2%
Deaths	1	new	+1%
Recovered	18	new	+2%



Africa

7-day rolling average





Top 50 Countries: Per 1M



1 - 25

	Active Today	Today			Total since 22 Jan		
		Confirmed	Deaths	Recovered	Total Confirmed	Total Deaths	Total Recovered
Sweden	6,770	51	3	0	7,313	543	0
US	5,949	177	2	51	9,229	400	2,880
Panama	4,858	222	5	172	9,560	190	4,512
Armenia	4,006	181	6	175	10,063	176	5,881
UK	3,573	9	2	0	4,250	657	20
Oman	3,519	237	2	196	9,832	46	6,267
Belgium	3,038	6	0	2	5,360	844	1,479
Peru	2,943	110	5	116	9,490	338	6,210
Bahrain	2,797	358	0	296	18,178	58	15,323
Netherlands	2,604	3	0	0	2,974	359	11
Bolivia	2,444	123	4	42	3,682	135	1,104
Brazil	2,377	210	6	154	8,060	320	5,362
Honduras	2,278	56	2	9	2,623	70	275
Kuwait	2,229	178	0	139	12,178	89	9,860
South Africa	1,926	149	2	76	3,788	61	1,801
Qatar	1,842	211	1	418	35,249	48	33,358
Kazakhstan	1,837	0	0	0	2,719	14	868
Saudi Arabia	1,724	87	1	92	6,323	59	4,540
Dom. Rep.	1,724	107	1	46	3,649	76	1,849
Israel	1,719	154	0	13	3,877	40	2,119
North Macedo..	1,677	78	4	111	3,555	172	1,706
Ecuador	1,661	0	0	0	3,585	276	1,648
Spain	1,577	8	0	0	5,401	607	3,216
Moldova	1,564	82	3	76	4,579	152	2,863
Eq. Guinea	1,552	0	0	0	2,189	36	600

26 - 50

	Active Today	Today			Total since 22 Jan		
		Confirmed	Deaths	Recovered	Total Confirmed	Total Deaths	Total Recovered
France	1,507	0	0	0	3,157	459	1,192
Russia	1,490	45	1	59	4,795	73	3,232
Gabon	1,412	58	0	49	2,638	21	1,205
Colombia	1,337	83	3	29	2,447	91	1,019
Portugal	1,325	43	0	26	4,399	160	2,914
Chile	1,296	108	7	182	15,855	344	14,215
Belarus	1,156	23	1	100	6,797	47	5,593
Guatemala	1,152	35	3	8	1,418	59	208
Argentina	1,080	80	1	142	1,926	37	808
UAE	1,055	45	0	57	5,363	33	4,275
West Bank an..	988	84	0	0	1,101	4	108
Kosovo	976	99	2	30	2,106	44	1,085
Bos. and Herz.	881	76	1	23	1,789	64	844
Kyrgyzstan	870	87	1	13	1,356	18	468
EU	868	8	0	6	2,937	301	1,768
Azerbaijan	842	53	1	46	2,162	27	1,292
Costa Rica	762	69	0	24	1,146	5	379
Canada	735	8	1	11	2,870	233	1,903
Singapore	675	27	0	55	7,743	4	7,063
Iraq	666	68	2	41	1,677	69	942
Mauritania	635	14	1	11	1,094	30	429
Central Africa..	623	8	0	15	851	11	217
Ukraine	600	19	1	22	1,177	30	547
Bangladesh	541	21	0	17	1,045	13	491
Total World	633	27	1	18	1,555	71	850

Several countries are revising and updating case counts

Reported deaths in **Panama** increased 27% since 1 July

Sorted by Active / 1M
Top 50 countries selected by Active Cases / 1M
Excluded countries with population < 1M



Top 50 Countries: Raw Volume



1 - 25

	Active Cases	Today			Total since 22 Jan		
		Confirmed	Deaths	Recovered	Total Confirmed	Total Deaths	Total Recovered
US	1,968,979	58,601	820	16,944	3,054,699	132,300	953,420
Brazil	505,352	44,571	1,223	32,832	1,713,160	67,964	1,139,844
EU	386,326	3,539	109	2,962	1,307,720	134,037	787,357
India	269,789	24,879	487	19,547	767,296	21,129	476,378
UK	242,531	637	126	3	288,511	44,602	1,378
Russia	217,381	6,534	172	8,615	699,749	10,650	471,718
South Africa	114,221	8,810	100	4,543	224,665	3,602	106,842
France	98,356	0	0	0	206,072	29,936	77,780
Peru	97,030	3,633	181	3,810	312,911	11,133	204,748
Pakistan	90,554	3,359	61	4,346	240,848	4,983	145,311
Bangladesh	89,099	3,489	46	2,736	172,134	2,197	80,838
Spain	73,741	383	4	0	252,513	28,396	150,376
Sweden	68,376	514	35	0	73,858	5,482	0
Colombia	68,027	4,213	154	1,491	124,494	4,606	51,861
Saudi Arabia	60,035	3,036	42	3,211	220,144	2,059	158,050
Egypt	52,499	1,025	75	523	78,304	3,564	22,241
Argentina	48,834	3,604	50	6,407	87,030	1,694	36,502
Netherlands	44,618	52	3	0	50,959	6,154	187
Philippines	36,457	2,486	5	202	50,359	1,314	12,588
Belgium	35,209	65	2	16	62,123	9,776	17,138
Kazakhstan	34,497	0	0	0	51,059	264	16,298
Indonesia	33,135	1,853	50	800	68,079	3,359	31,585
Ecuador	29,301	0	0	0	63,245	4,873	29,071
Bolivia	28,524	1,439	47	485	42,984	1,577	12,883
Mexico	27,891	6,995	782	4,879	275,003	32,796	214,316

26 - 50

	Active Cases	Today			Total since 22 Jan		
		Confirmed	Deaths	Recovered	Total Confirmed	Total Deaths	Total Recovered
Canada	27,743	311	21	387	108,334	8,786	71,805
Iran	26,832	2,691	153	2,463	248,379	12,084	209,463
Iraq	26,784	2,741	94	1,627	67,442	2,779	37,879
Ukraine	26,222	835	24	942	51,457	1,323	23,912
Chile	24,769	2,064	139	3,490	303,083	6,573	271,741
Panama	20,963	960	20	743	41,251	819	19,469
Dom. Rep.	18,703	1,158	8	492	39,588	829	20,056
Oman	17,969	1,210	9	1,005	50,207	233	32,005
Nigeria	17,192	460	15	265	30,249	684	12,373
Turkey	16,145	1,041	22	2,219	208,938	5,282	187,511
Israel	14,875	1,335	2	111	33,557	344	18,338
Italy	13,595	193	15	825	242,149	34,914	193,640
Portugal	13,514	443	2	269	44,859	1,631	29,714
Afghanistan	11,958	210	16	521	33,594	936	20,700
Belarus	10,927	221	7	952	64,224	443	52,854
UAE	10,436	445	1	568	53,045	327	42,282
Poland	10,269	277	14	640	36,689	1,542	24,878
Kuwait	9,520	762	2	593	52,007	379	42,108
Germany	6,500	356	14	492	198,699	9,046	183,153
Qatar	5,308	608	4	1,204	101,553	138	96,107
Bahrain	4,760	610	0	503	30,931	98	26,073
Singapore	3,949	158	0	321	45,298	26	41,323
Switzerland	1,132	129	0	100	32,498	1,966	29,400
China	507	33	0	48	84,950	4,641	79,802
Total World	4,905,286	211,878	5,305	139,070	12,041,480	549,468	6,586,726

Several countries are revising and updating case counts

Global confirmed cases surpassed 12M

Sorted by Active / 1M
Top 50 countries selected by Total Confirmed Cases
Excluded countries with population < 1M



United States: Per 1M



1 - 26

	Active Today	Today			Total since 22 Jan		
		Confirmed	Deaths	Recovered	Total Confirmed	Total Deaths	Total Recovered
New York	12,992	39	1	505	21,808	1,661	7,156
New Jersey	10,693	10	8	359	19,962	1,736	7,532
Connecticut	7,964	21	1	0	13,213	1,218	4,031
Massachuse..	1,162	38	4	173	16,047	1,196	13,688
Louisiana	4,404	406	4	712	15,090	719	9,967
Rhode Island	13,740	47	2	0	16,240	917	1,583
DC	11,977	103	4	72	15,079	799	2,303
Michigan	1,547	65	1	0	7,465	627	5,291
Pennsylvania	1,530	71	2	0	7,569	537	5,502
Illinois	2,268	77	3	45	11,881	577	9,036
Maryland	10,346	77	1	0	11,721	542	833
Delaware	5,233	49	1	37	12,798	529	7,036
Indiana	1,317	65	2	69	7,288	406	5,565
Colorado	3,967	0	0	0	6,019	295	1,757
Mississippi	3,203	226	10	0	11,051	399	7,448
Georgia	8,125	322	2	0	9,785	275	1,384
Ohio	1,350	106	1	0	5,151	256	3,545
Minnesota	561	81	2	93	7,020	270	6,189
New Hamps..	551	15	1	43	4,377	284	3,543
Washington	3,227	6	0	1	5,044	182	1,635
New Mexico	3,548	138	4	31	6,685	251	2,886
Iowa	1,828	149	2	103	10,304	233	8,244
Virginia	6,615	74	3	11	7,893	223	1,056
Arizona	12,968	484	5	0	14,922	270	1,684
Alabama	4,858	240	5	0	9,578	216	4,504
Florida	8,868	465	2	0	10,419	181	1,370

27 - 51

	Active Today	Today			Total since 22 Jan		
		Confirmed	Deaths	Recovered	Total Confirmed	Total Deaths	Total Recovered
Nevada	3,004	168	2	0	7,890	180	4,706
Missouri	3,216	123	0	0	4,291	178	897
S. Carolina	5,602	302	7	0	9,499	172	3,725
California	5,238	107	2	23	7,384	168	1,978
Nebraska	2,581	0	0	0	10,443	146	7,717
N. Carolina	1,957	69	1	0	7,371	140	5,274
Wisconsin	1,038	103	0	94	5,694	139	4,518
Kentucky	2,775	90	1	16	4,011	136	1,099
North Dakota	621	96	1	0	5,211	112	4,479
South Dakota	1,078	89	0	0	8,186	111	6,997
Oklahoma	1,132	170	1	0	4,522	103	3,287
Arkansas	1,837	243	1	518	8,366	101	6,427
Tennessee	3,304	362	3	133	8,198	100	4,794
Texas	3,802	242	3	166	7,809	100	3,907
Kansas	2,358	233	1	24	6,092	100	3,634
Vermont	258	3	0	0	2,013	90	1,665
Maine	397	15	0	0	2,574	82	2,095
Utah	3,548	225	2	129	8,345	63	4,734
Oregon	1,829	50	1	0	2,565	53	682
West Virginia	538	113	0	27	2,068	53	1,478
Idaho	3,099	0	0	0	4,778	53	1,627
Wyoming	740	50	2	29	3,006	36	2,231
Alaska	883	57	0	4	1,676	23	770
Montana	551	41	0	40	1,283	22	710
Hawaii	180	0	0	0	756	13	563

Confirmed cases in **Texas** increased 35% since 1 July

Sorted by Total Deaths / 1M



United States: Raw Volume

1 - 26

	Active Cases	Today			Total since 22 Jan		
		Confirmed	Deaths	Recovered	Total Confirmed	Total Deaths	Total Recovered
New York	252,736	754	12	9,825	424,247	32,304	139,207
New Jersey	94,980	93	71	3,192	177,307	15,423	66,904
Massachuse..	8,012	264	30	1,190	110,602	8,243	94,347
Illinois	28,738	980	36	564	150,554	7,309	114,507
Pennsylvania	19,588	911	31	0	96,897	6,872	70,437
California	206,949	4,235	90	902	291,749	6,653	78,147
Michigan	15,448	651	11	0	74,551	6,262	52,841
Connecticut	28,395	75	5	0	47,108	4,343	14,370
Florida	190,468	9,989	49	0	223,783	3,890	29,425
Louisiana	20,473	1,888	19	3,308	70,151	3,344	46,334
Maryland	62,550	465	9	0	70,861	3,275	5,036
Ohio	15,775	1,242	17	0	60,209	2,996	41,438
Georgia	86,271	3,420	23	0	103,890	2,922	14,697
Texas	110,252	7,018	78	4,800	226,438	2,901	113,285
Indiana	8,869	437	15	463	49,063	2,732	37,462
Arizona	94,391	3,520	36	0	108,614	1,963	12,260
Virginia	56,459	635	24	98	67,375	1,905	9,011
Colorado	22,844	0	0	0	34,664	1,701	10,119
Minnesota	3,164	456	9	525	39,589	1,523	34,902
N. Carolina	20,524	728	9	0	77,310	1,468	55,318
Washington	24,574	47	0	7	38,411	1,384	12,453
Mississippi	9,533	674	30	0	32,888	1,188	22,167
Missouri	19,740	755	1	0	26,334	1,091	5,503
Alabama	23,822	1,177	25	0	46,962	1,058	22,082
Rhode Island	14,556	50	2	0	17,204	971	1,677
S. Carolina	28,844	1,557	38	0	48,909	884	19,181

27 - 51

	Active Cases	Today			Total since 22 Jan		
		Confirmed	Deaths	Recovered	Total Confirmed	Total Deaths	Total Recovered
Wisconsin	6,042	598	2	547	33,154	807	26,305
Iowa	5,766	469	7	324	32,511	735	26,010
Tennessee	22,565	2,472	20	909	55,986	685	32,736
Kentucky	12,399	400	6	71	17,919	608	4,912
DC	8,453	73	3	51	10,642	564	1,625
Nevada	9,252	516	5	0	24,301	553	14,496
New Mexico	7,439	290	8	65	14,017	527	6,051
Delaware	5,096	48	1	36	12,462	515	6,851
Oklahoma	4,481	673	3	0	17,893	407	13,005
New Hamps..	749	20	2	59	5,952	386	4,817
Arkansas	5,545	734	4	1,562	25,246	305	19,396
Kansas	6,870	678	2	69	17,748	290	10,588
Nebraska	4,992	0	0	0	20,201	282	14,927
Oregon	7,716	212	4	0	10,817	224	2,877
Utah	11,376	722	7	414	26,755	201	15,178
Maine	534	20	0	0	3,460	110	2,816
South Dakota	954	79	0	0	7,242	98	6,190
West Virginia	964	202	0	48	3,707	95	2,648
Idaho	5,538	0	0	0	8,539	94	2,907
North Dakota	473	73	1	0	3,971	85	3,413
Vermont	161	2	0	0	1,256	56	1,039
Montana	589	44	0	43	1,371	23	759
Wyoming	428	29	1	17	1,740	21	1,291
Hawaii	255	0	0	0	1,071	19	797
Alaska	646	42	0	3	1,226	17	563

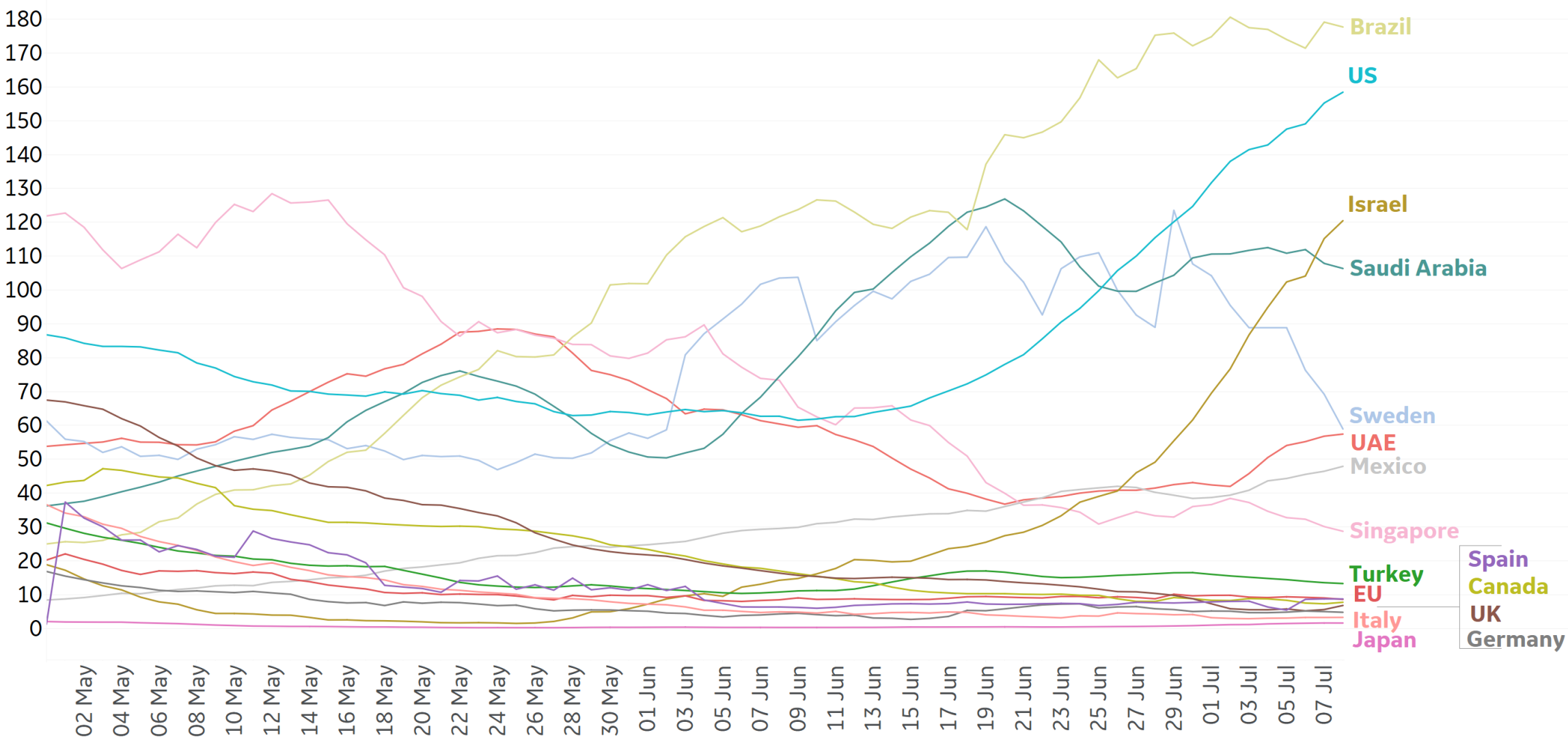
Reported Recoveries in **New York** increased 54% since 1 July

Sorted by Volume of Total Deaths



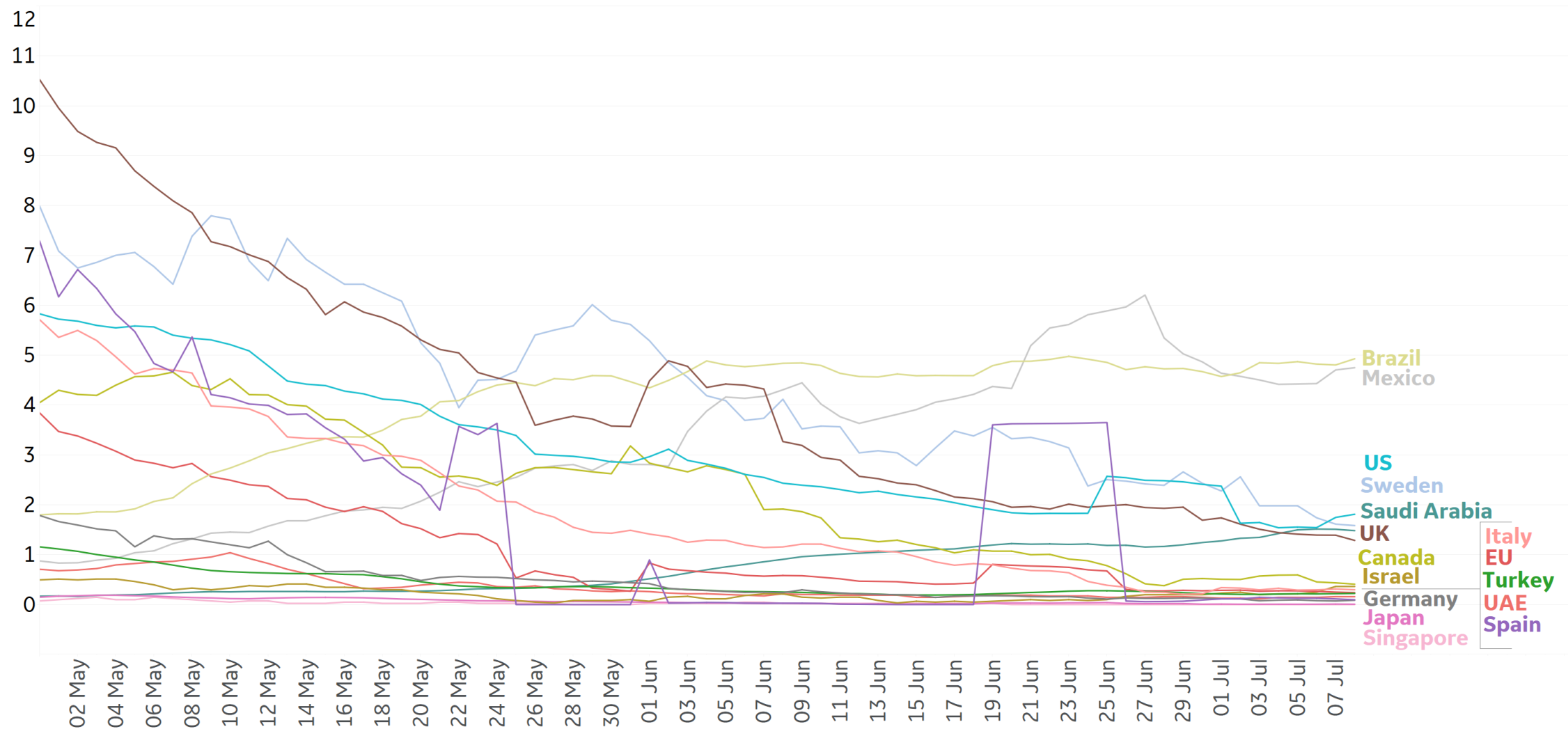
New Confirmed Cases in Select Countries

Daily New Confirmed Cases / 1M
7-day rolling avg. since 30 Apr 2020





7-day rolling avg. since 30 Apr 2020

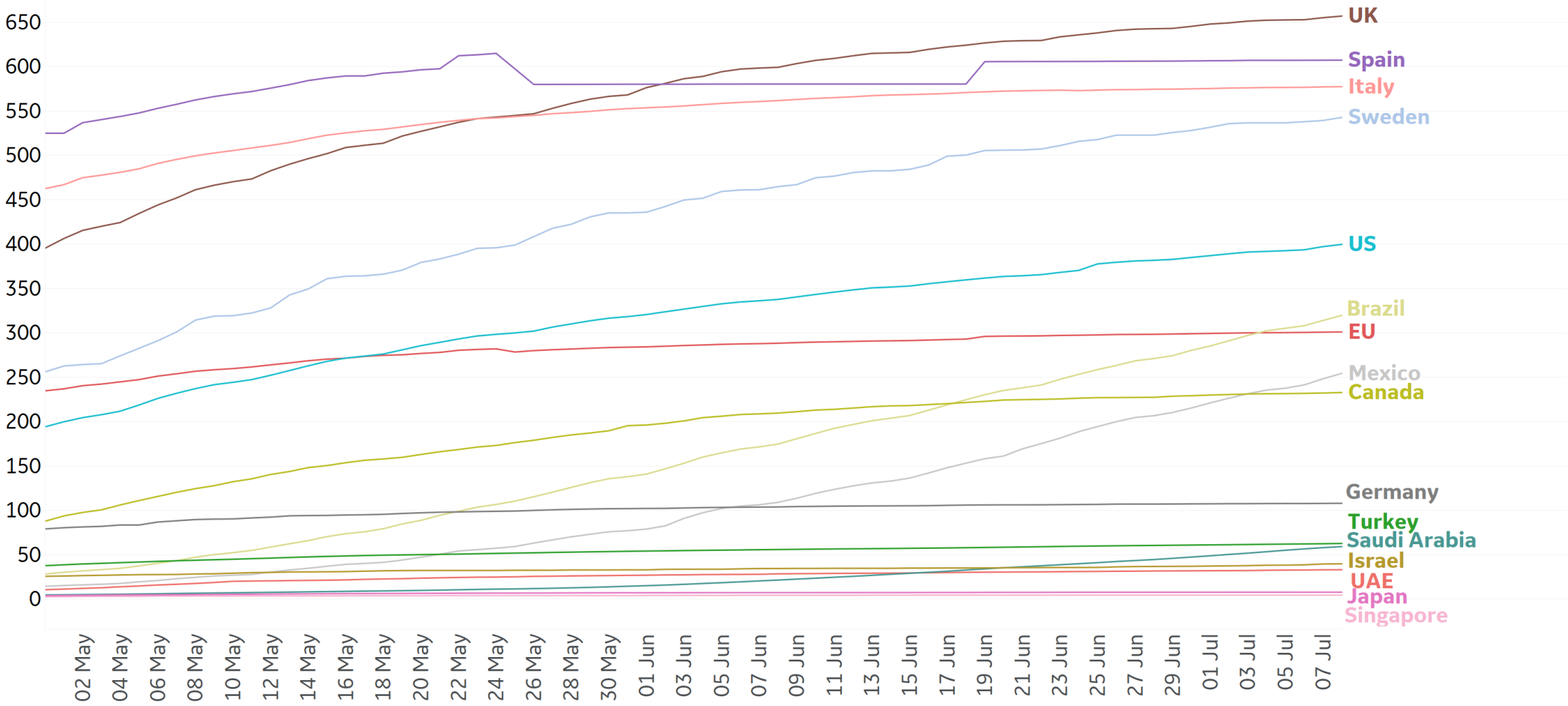




Cumulative Deaths in Select Countries

Updated 9 July 2020, 3:30 GMT

Cumulative Deaths / 1M
Since 30 Apr 2020



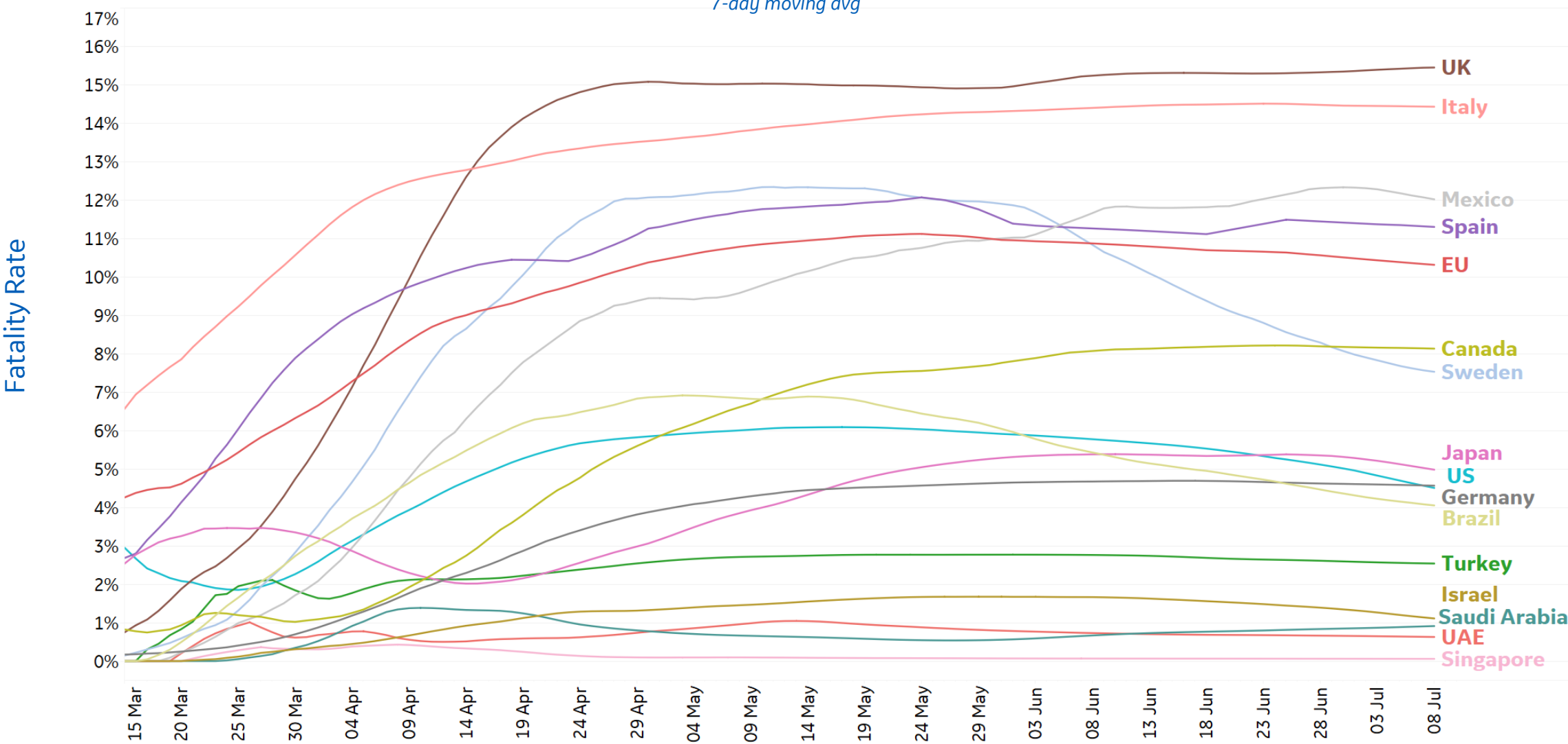


Fatality Rate in Select Countries

Deaths / Confirmed Cases

Since 15 Mar 2020

7-day moving avg






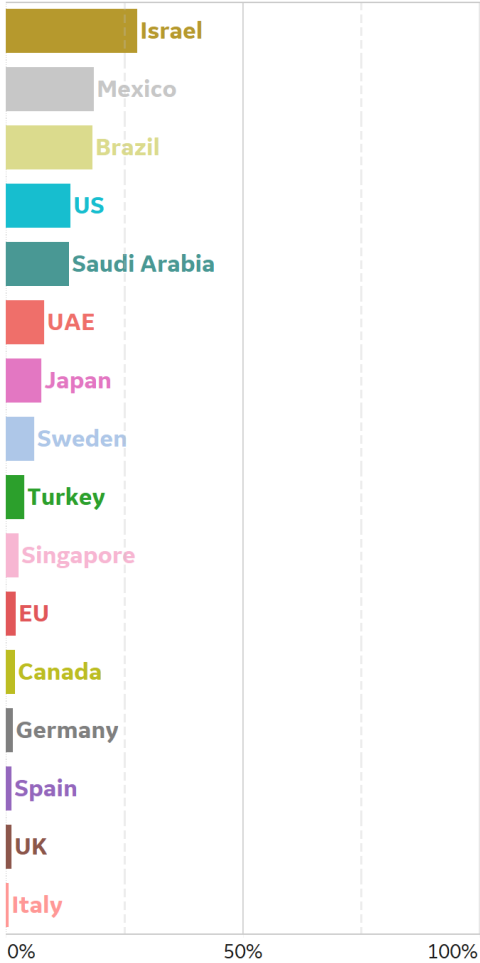
% Change in Case Volume in Select Countries

Over Previous 7 days

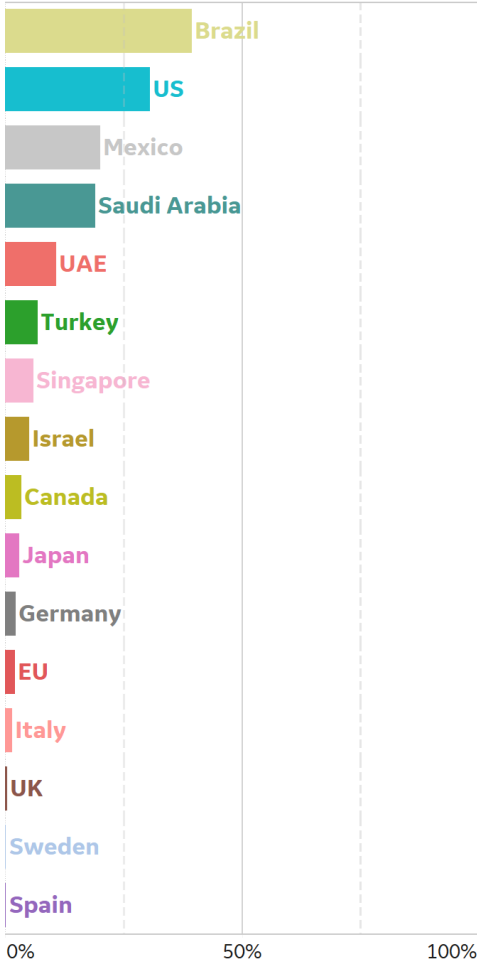
Active Cases




Confirmed Cases



Reported Recoveries

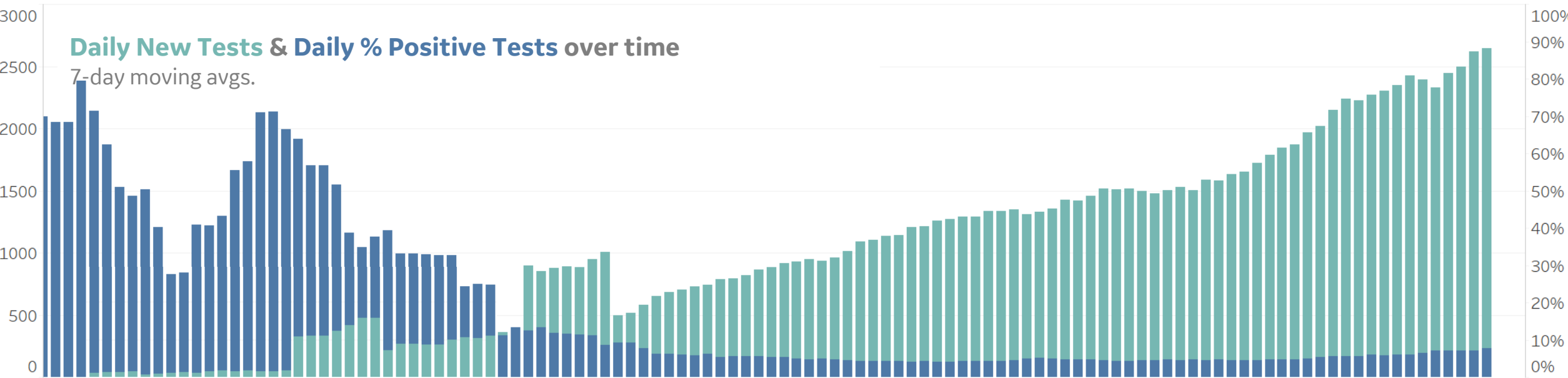
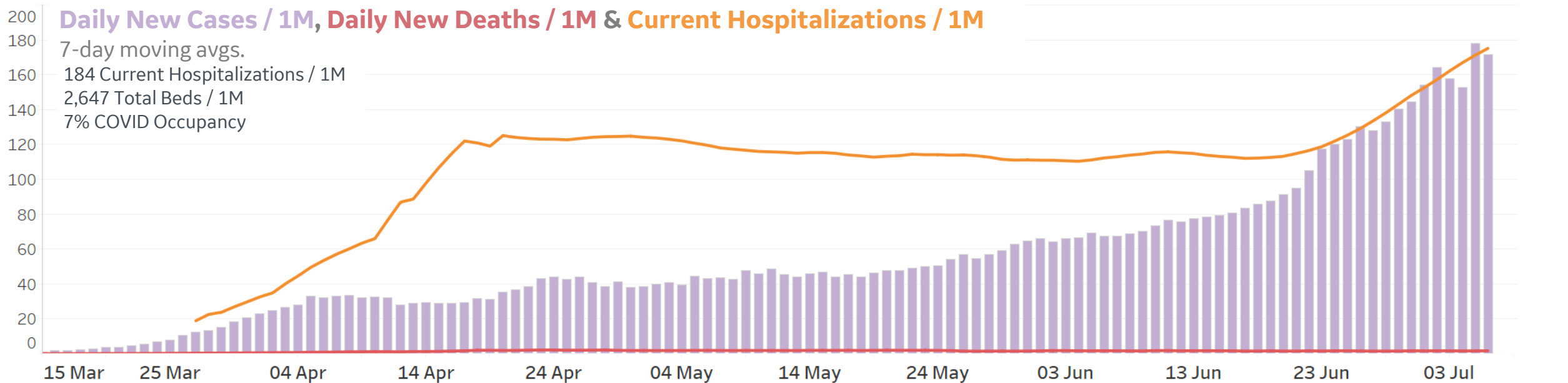


Reported Deaths



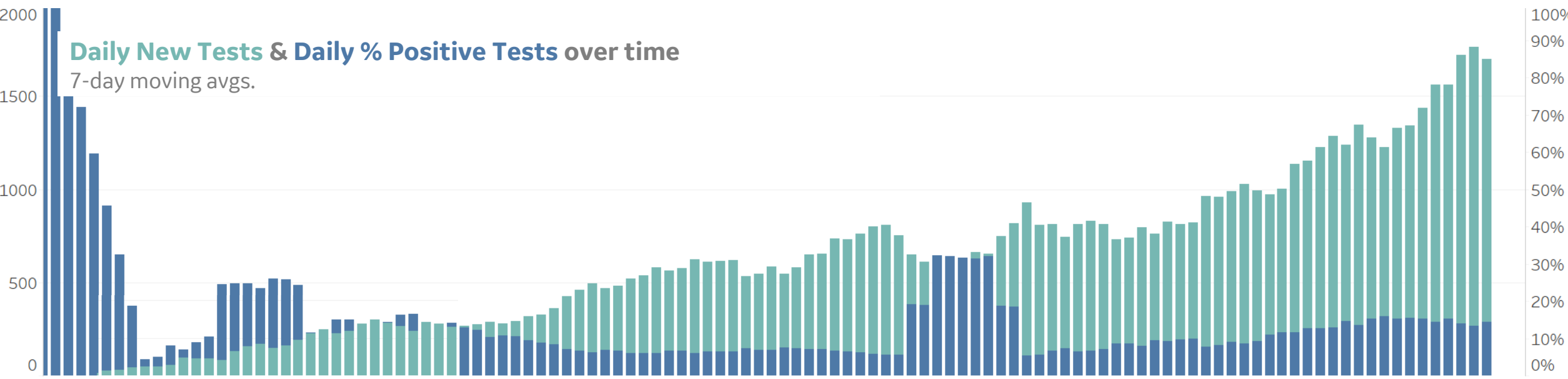
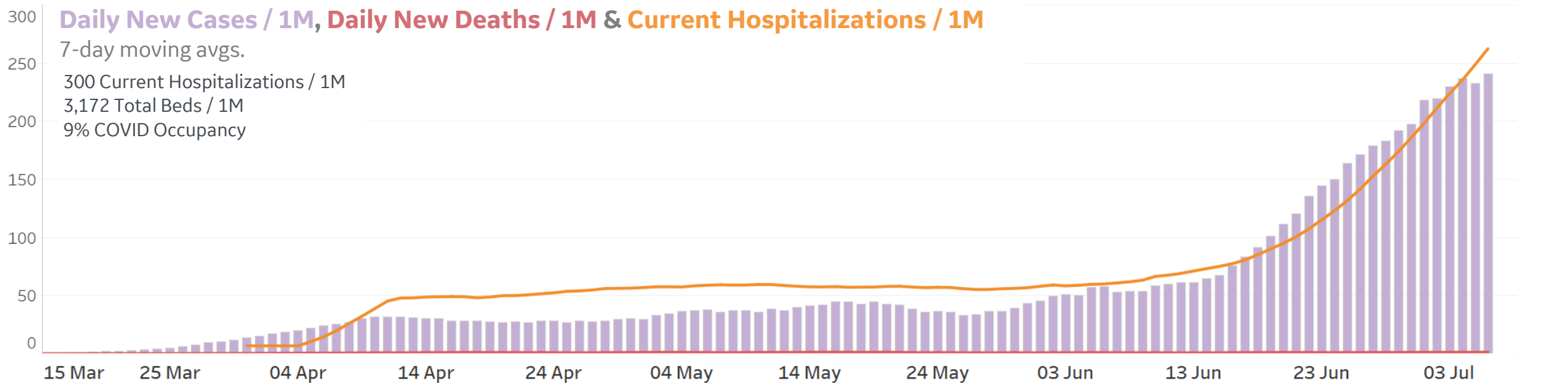


Feature: California



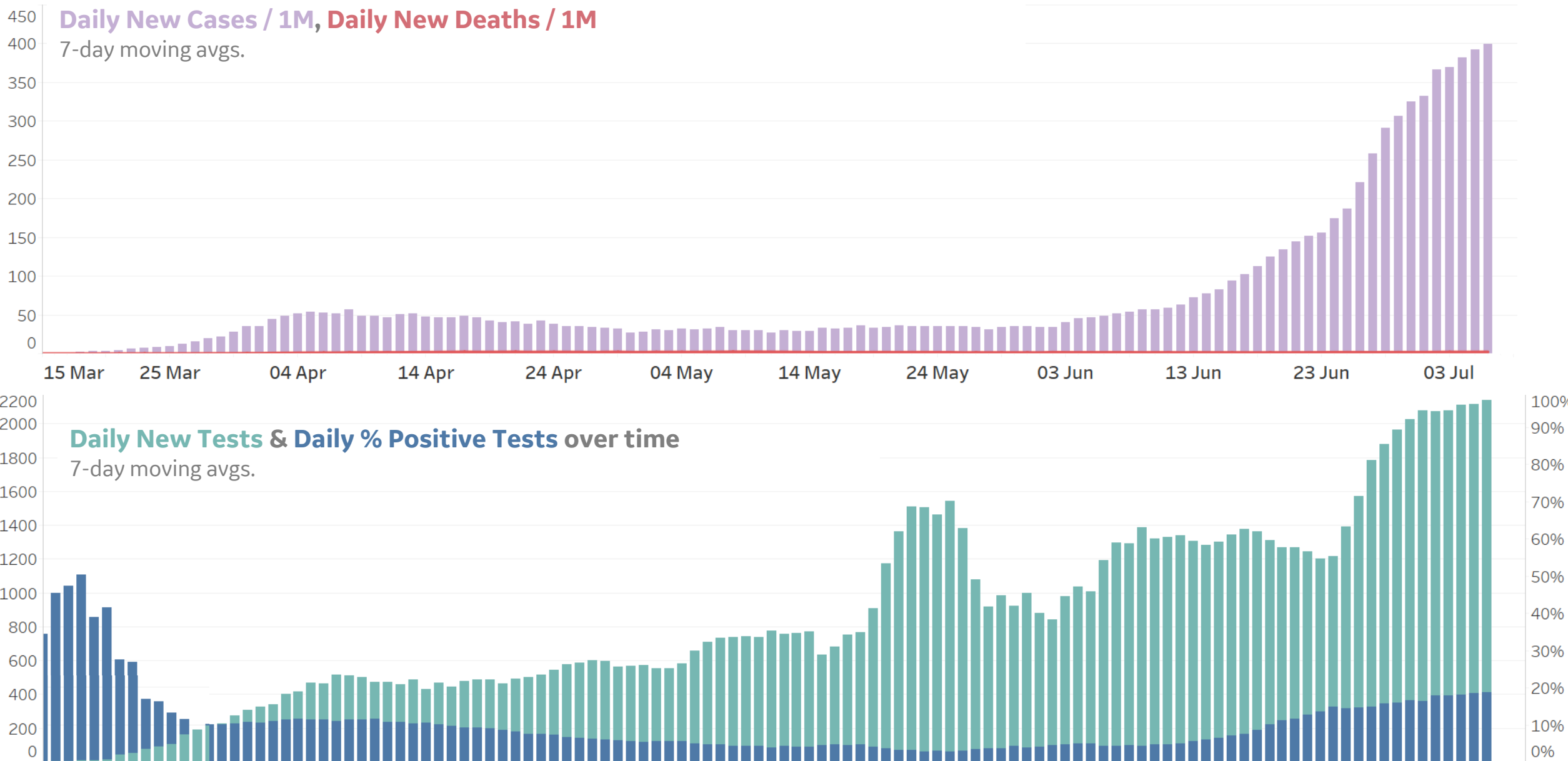


Feature: Texas



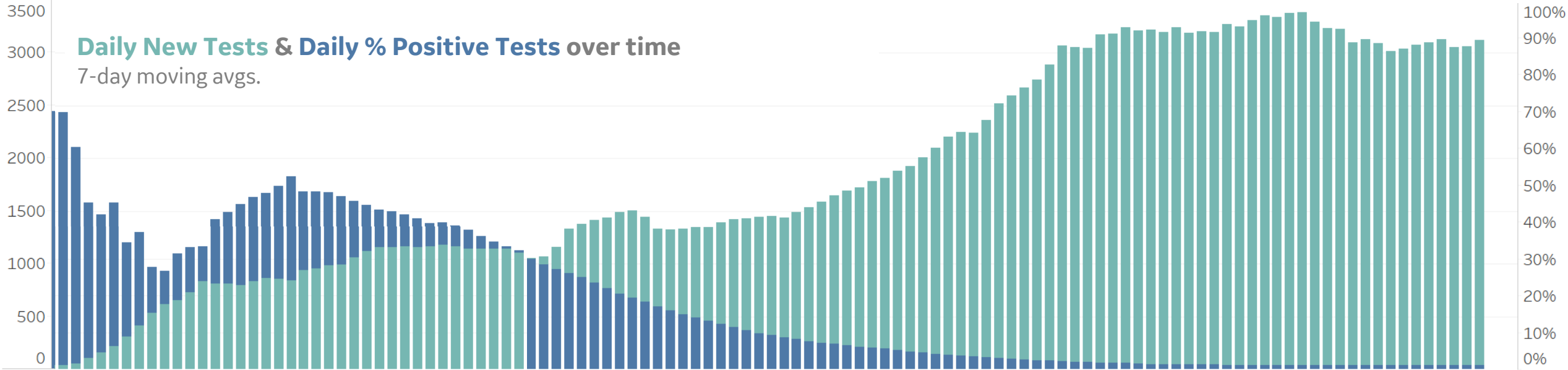
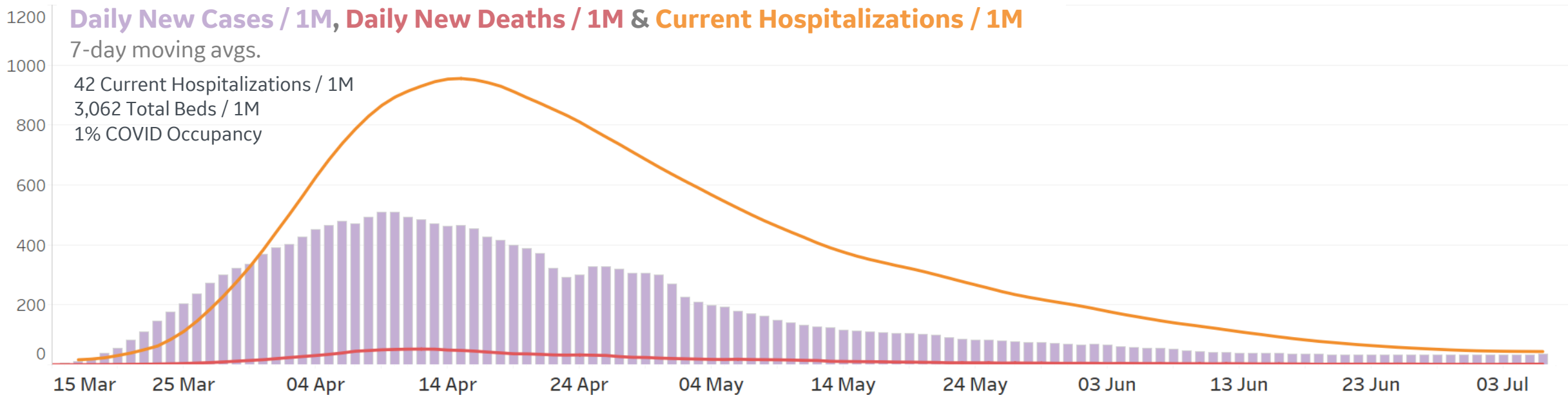


Feature: Florida



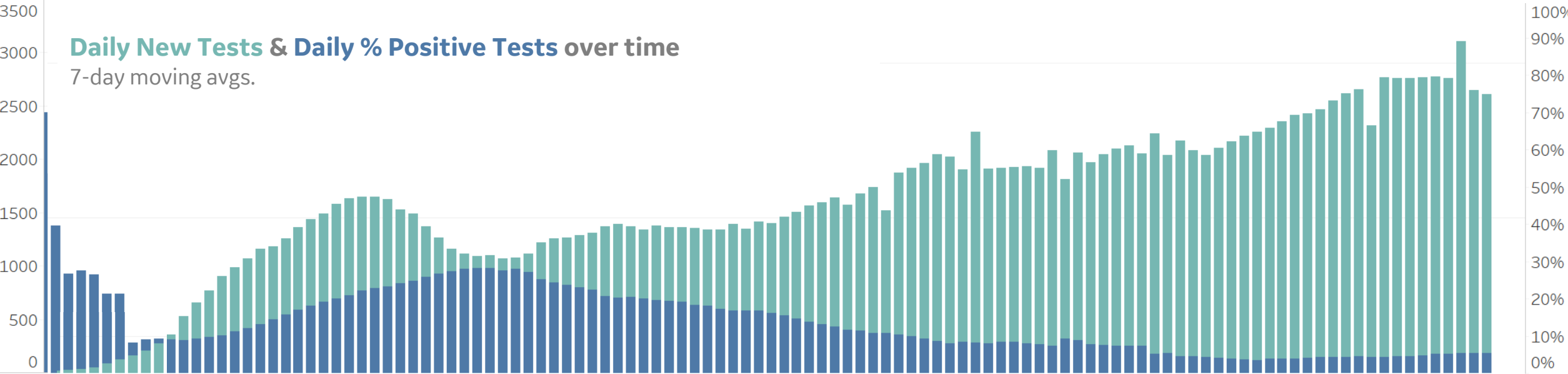
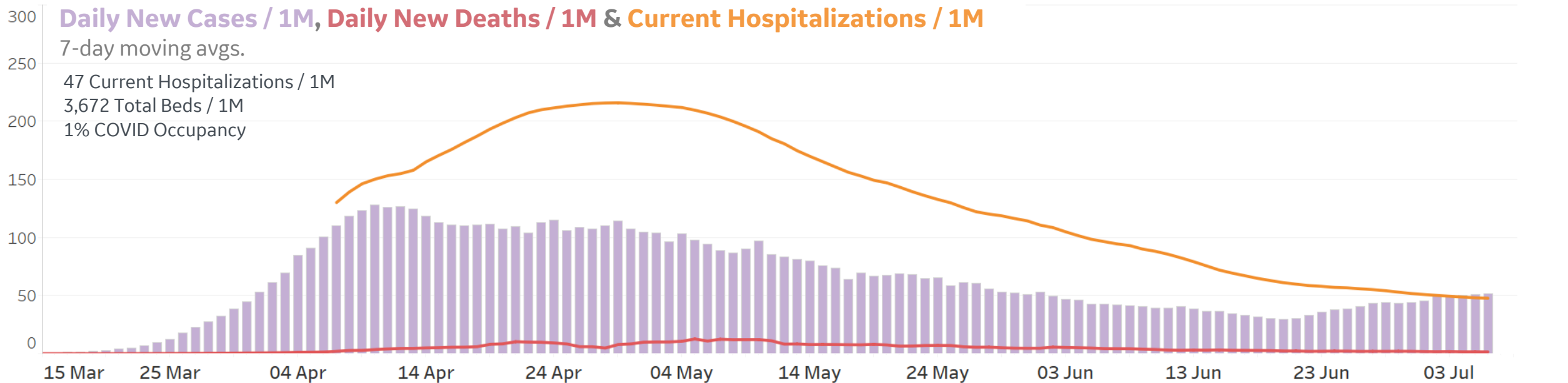


Feature: New York



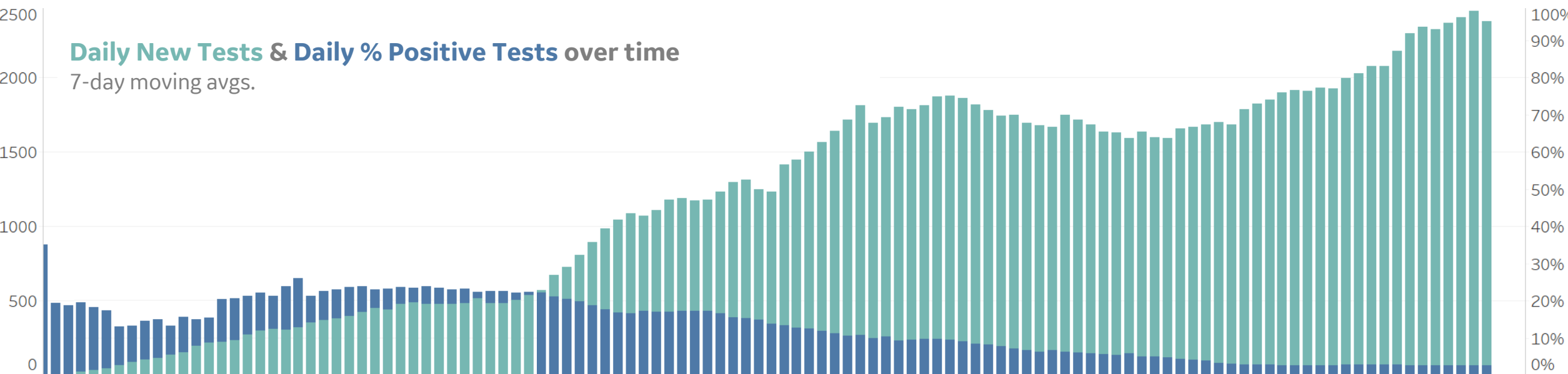
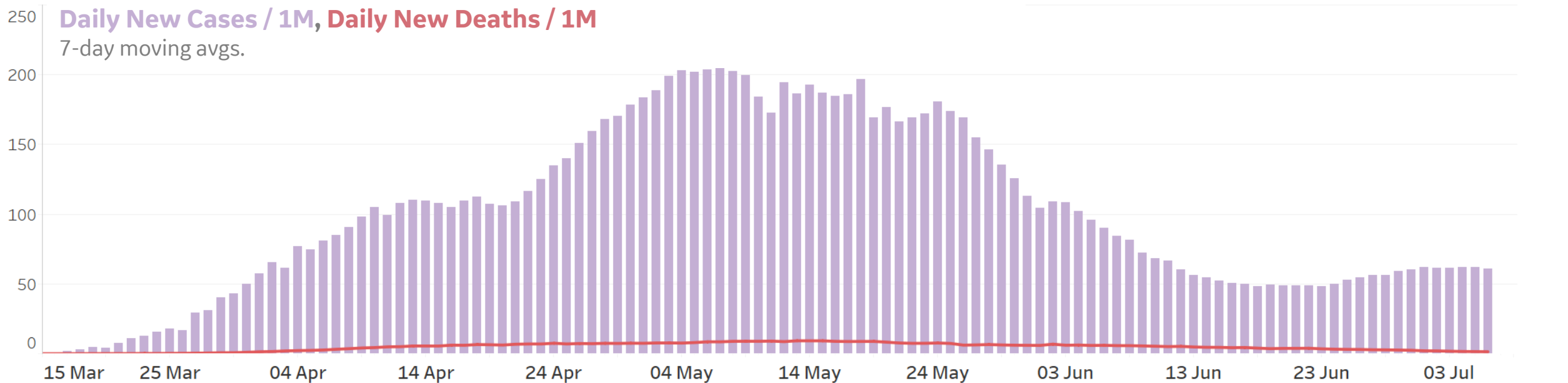


Feature: Pennsylvania



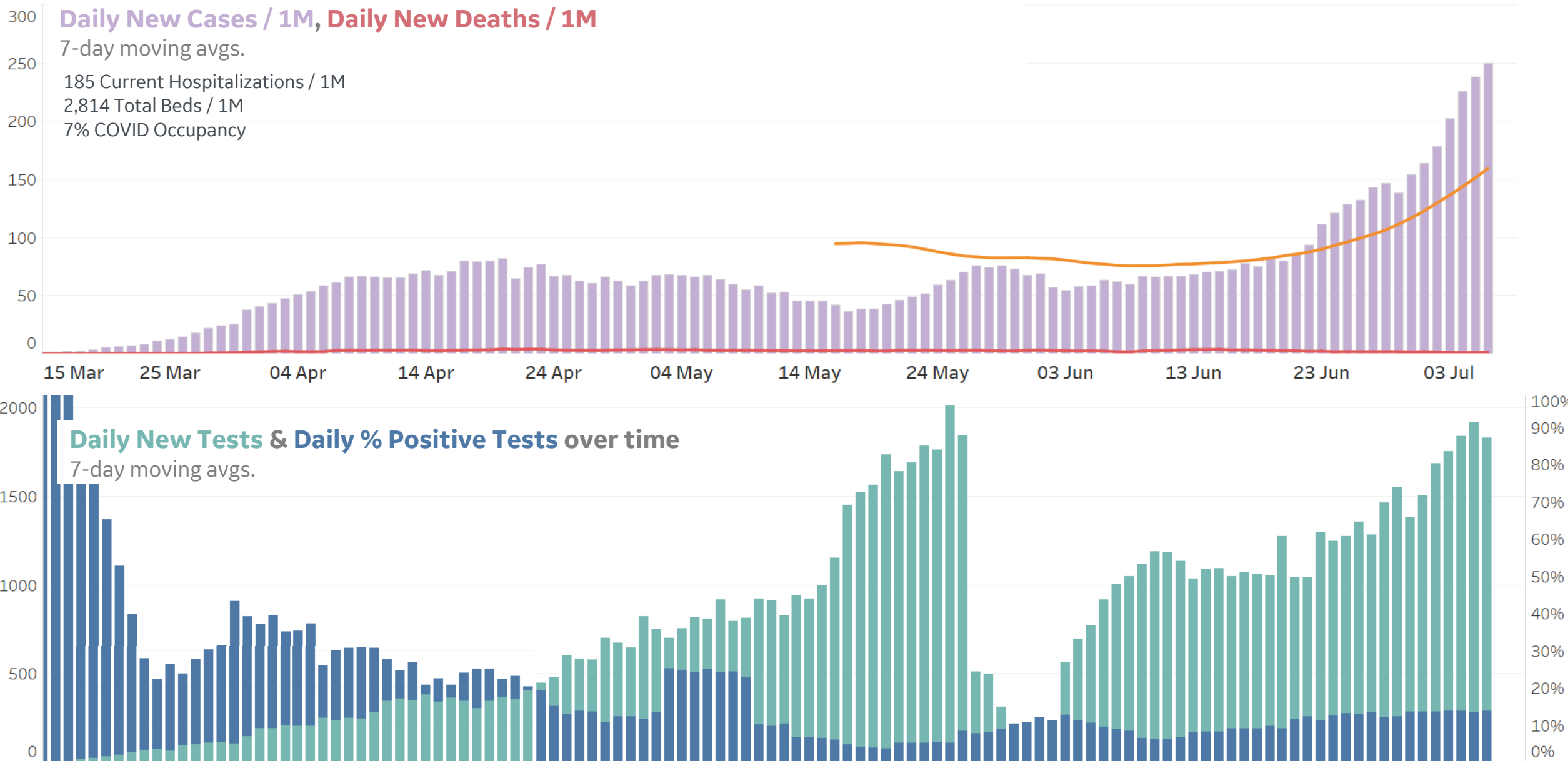


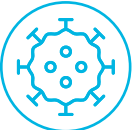
Feature: Illinois



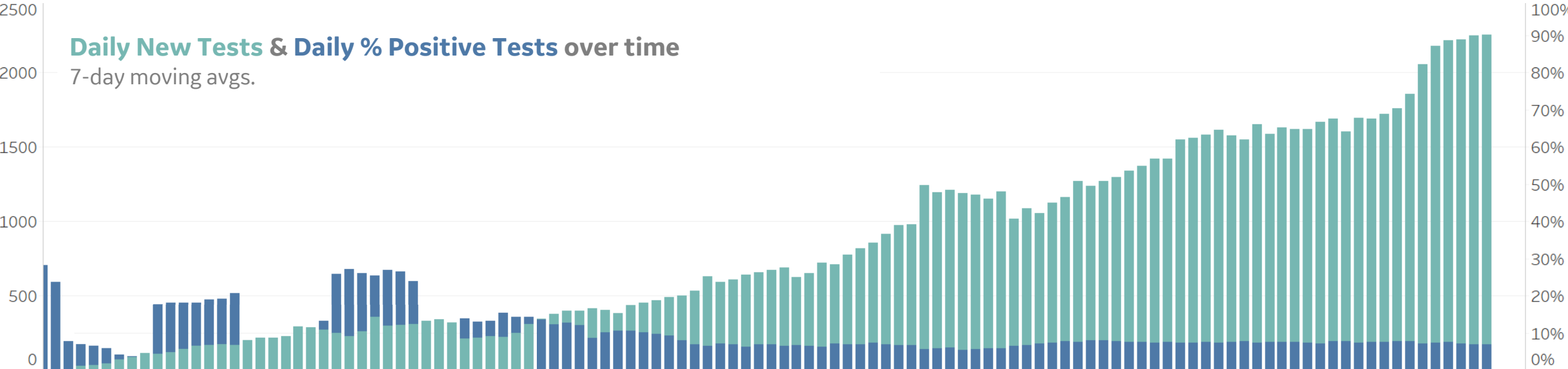
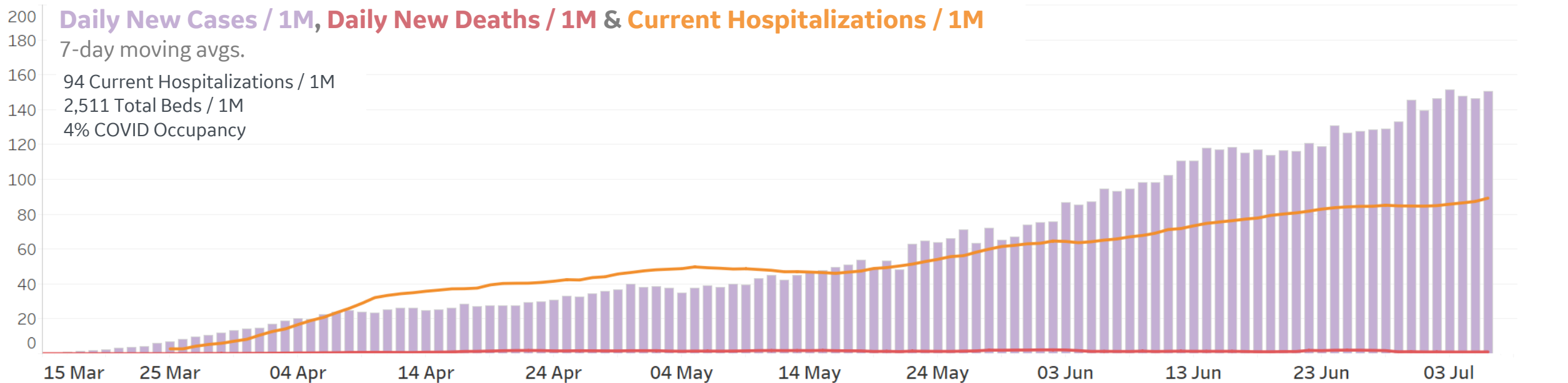


Feature: Georgia



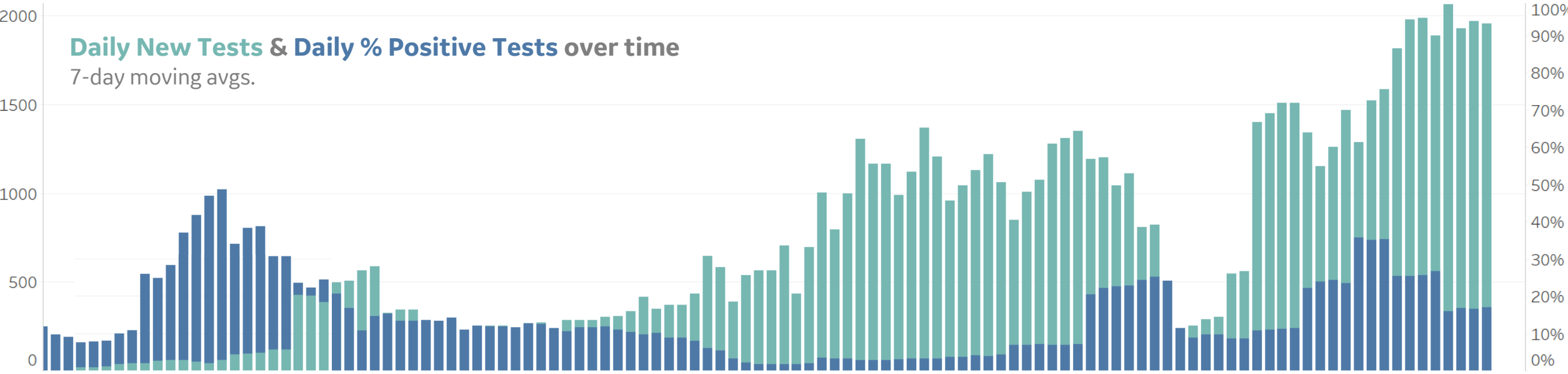
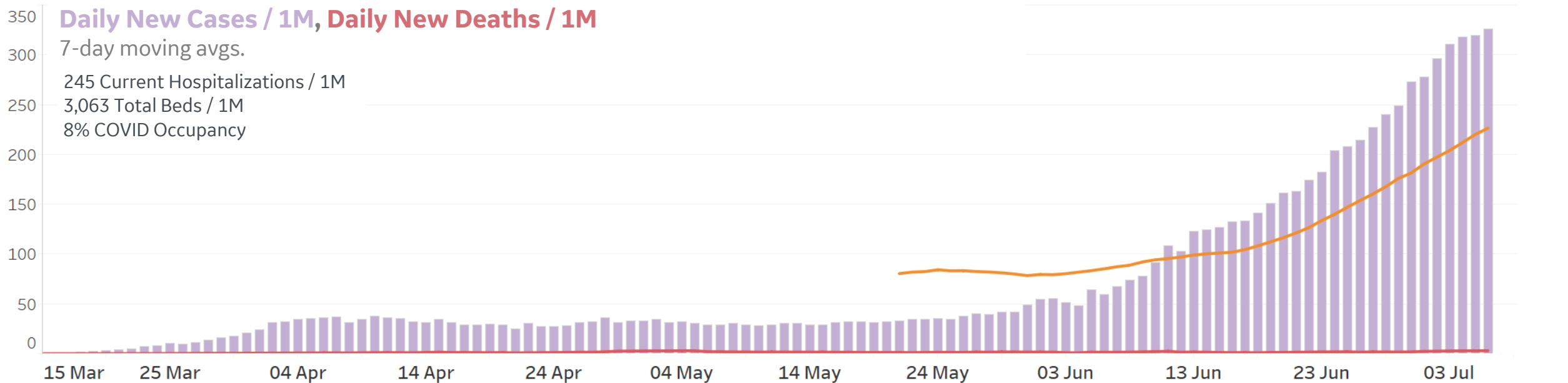


Feature: North Carolina



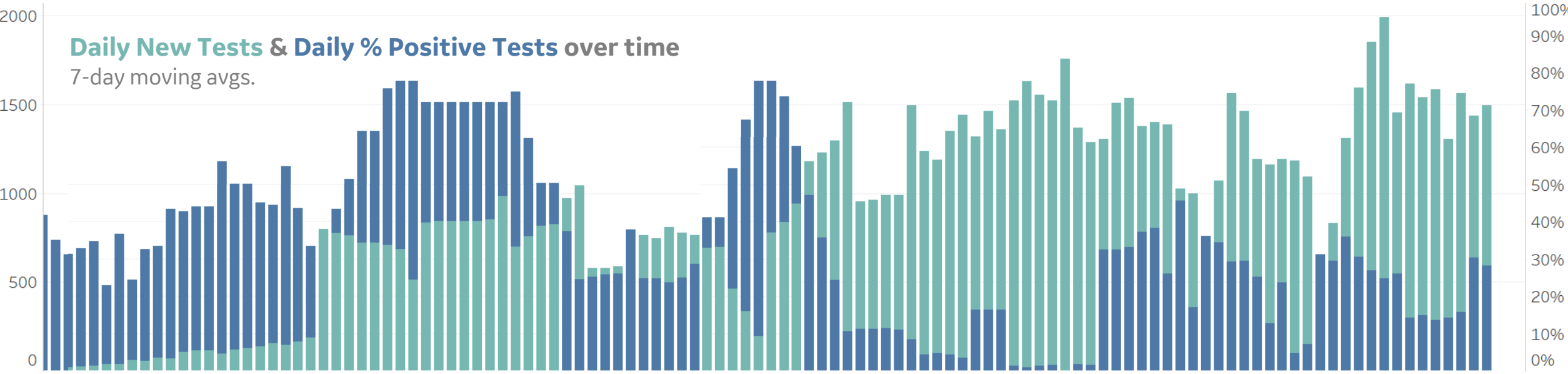
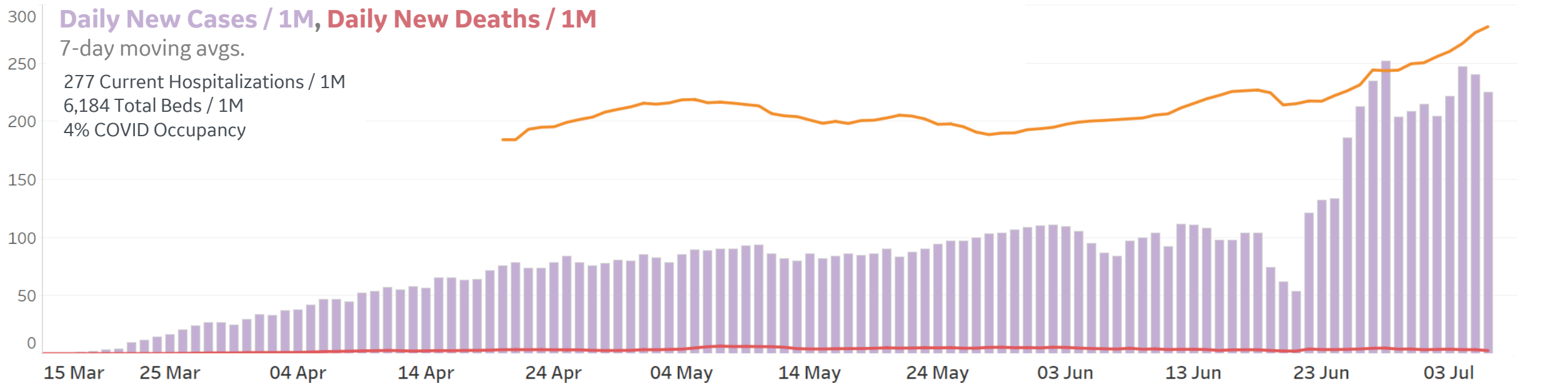


Feature: South Carolina



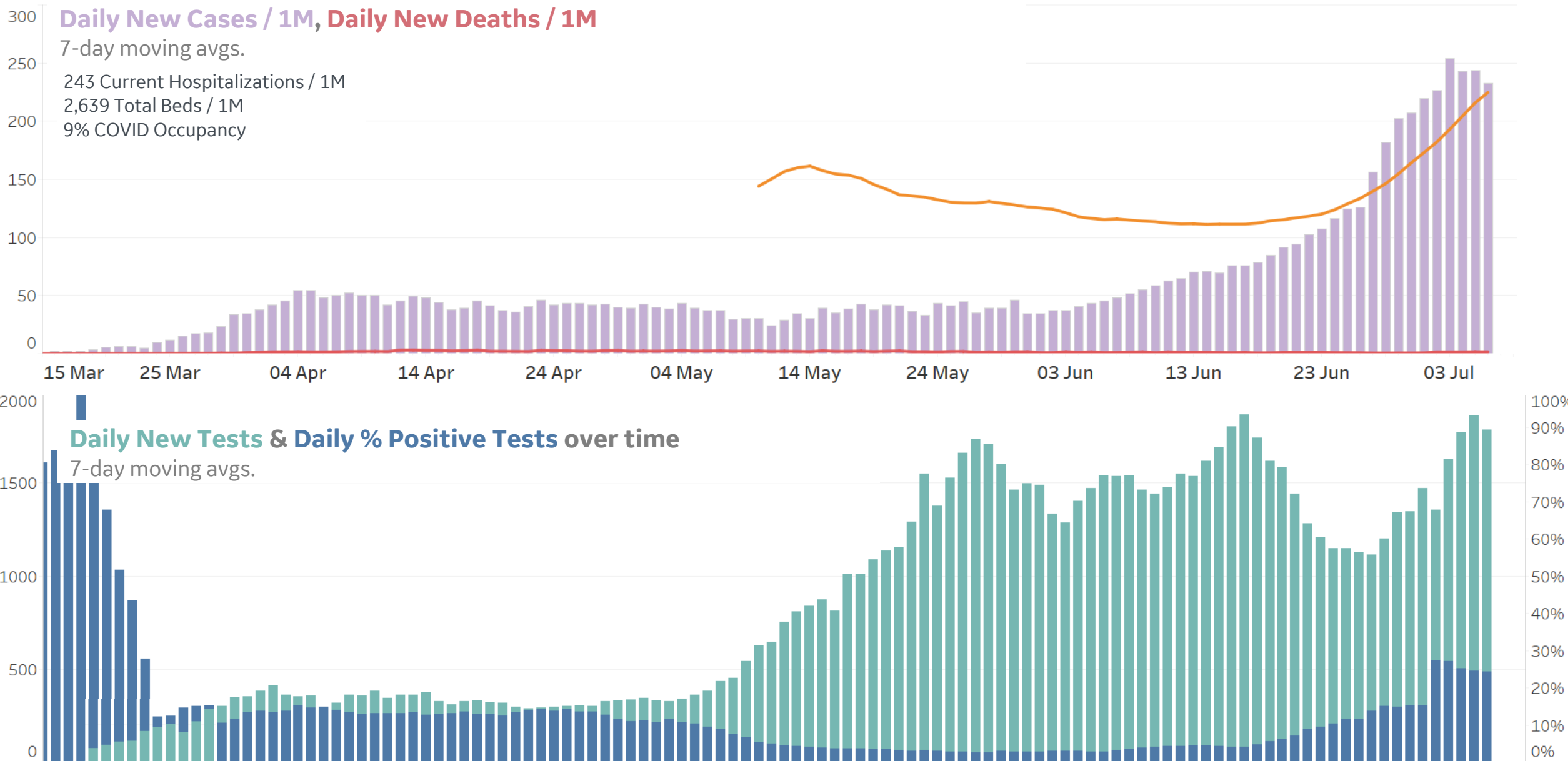


Feature: Mississippi



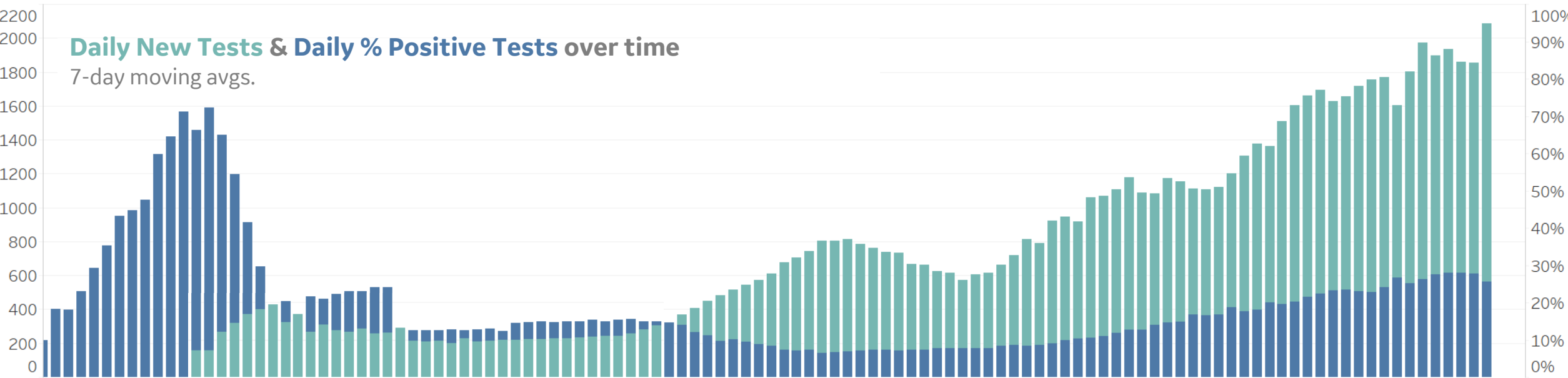
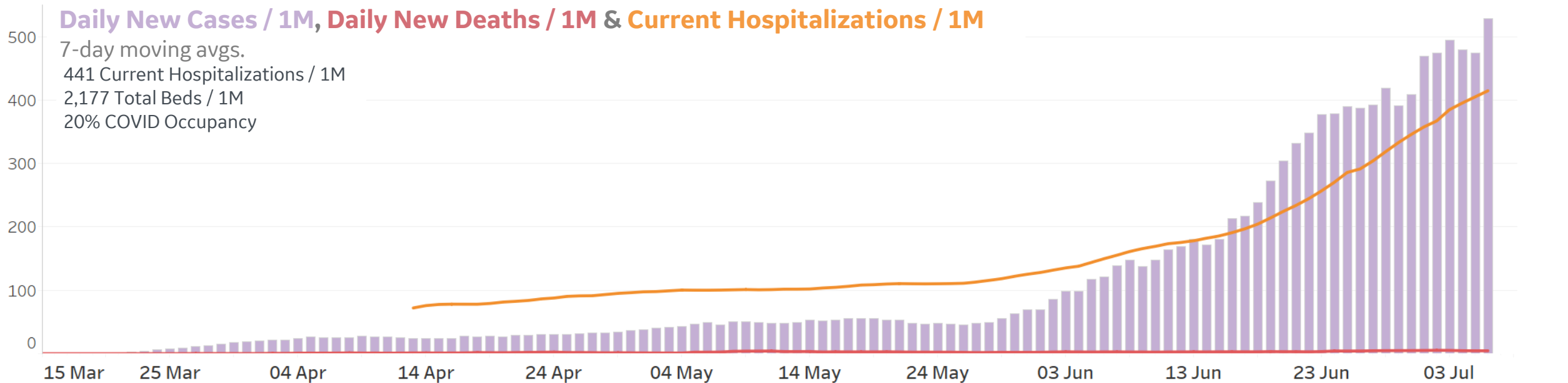


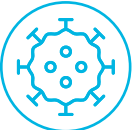
Feature: Nevada



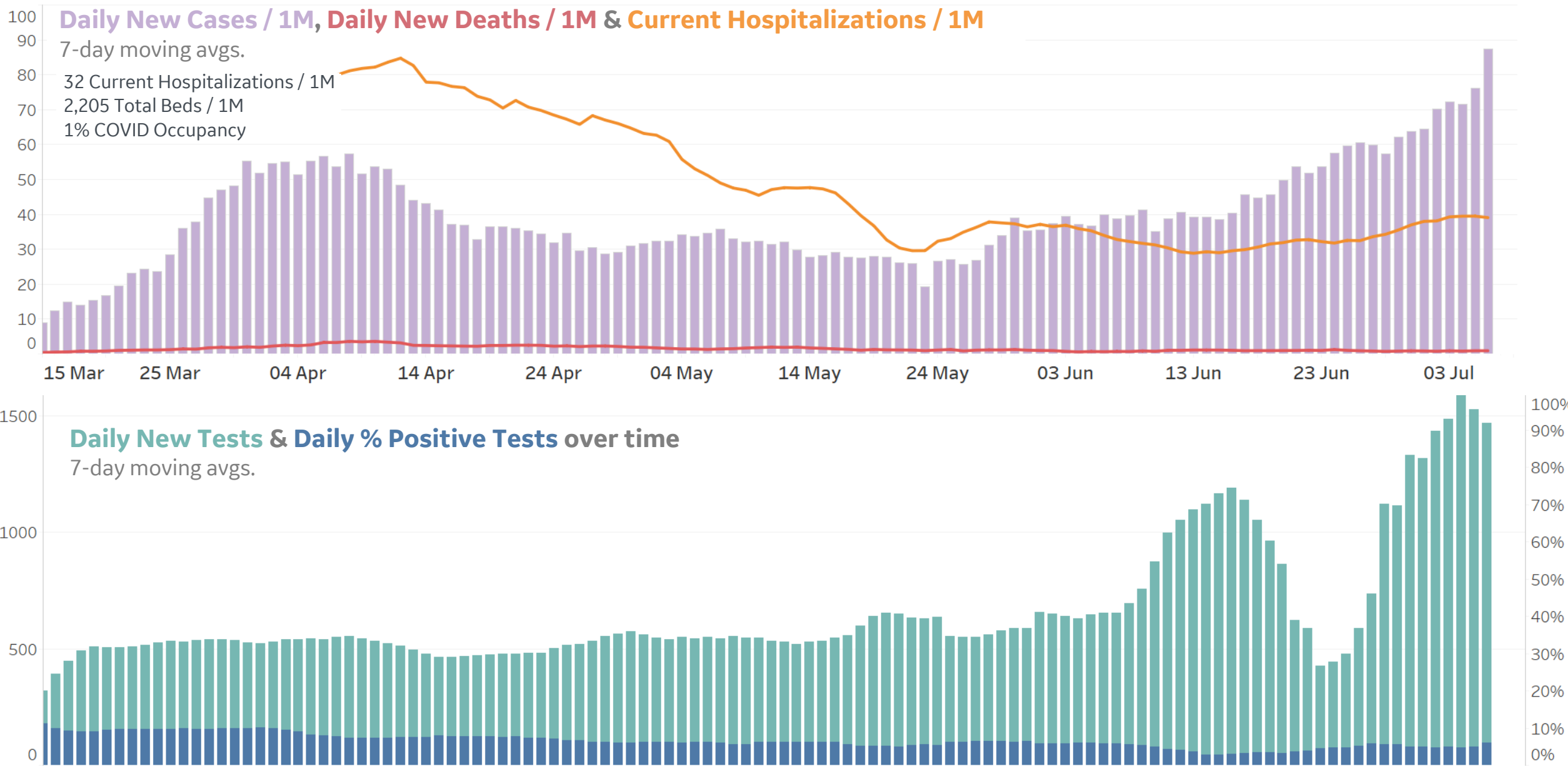


Feature: Arizona



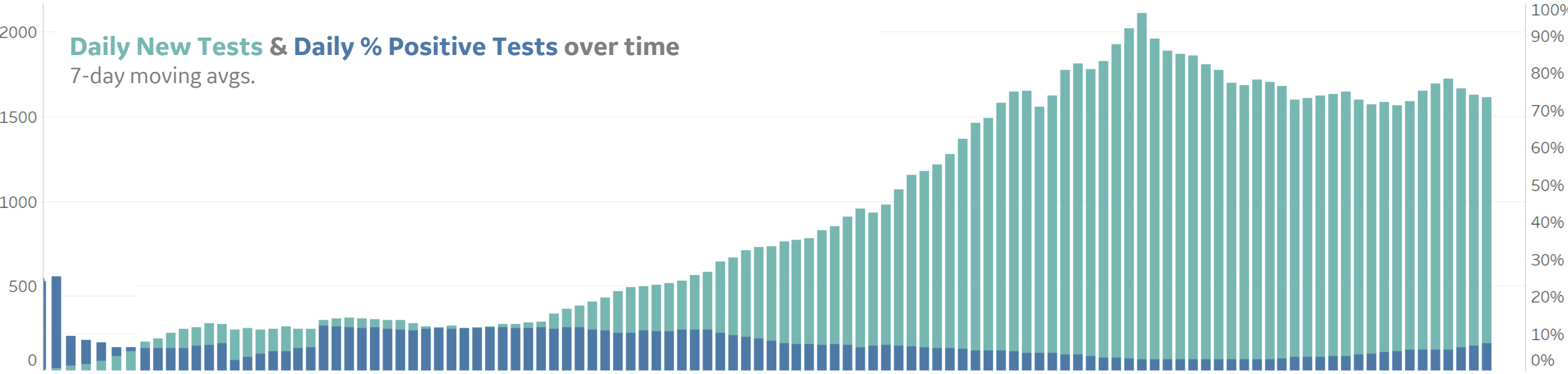
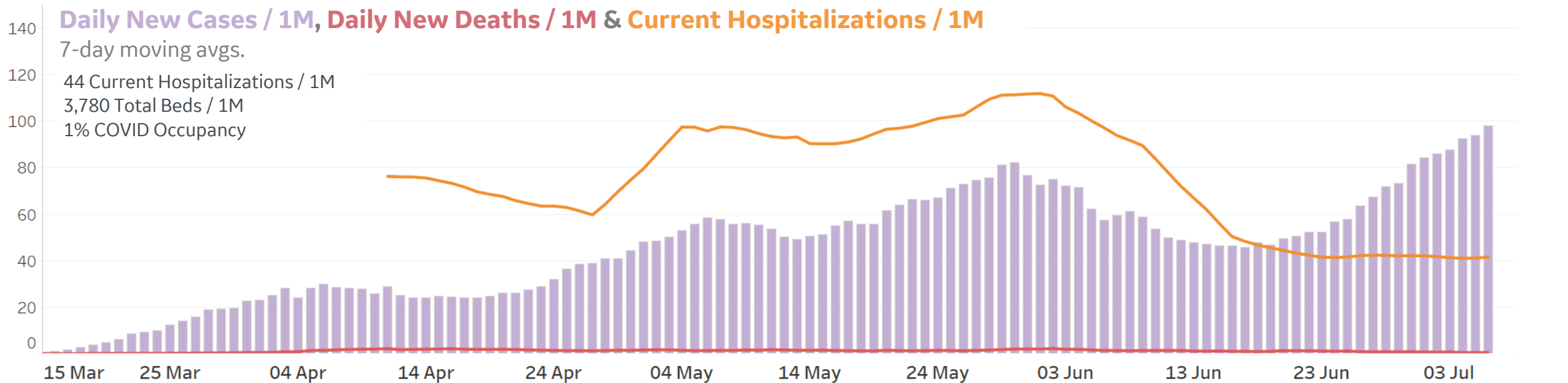


Feature: Washington



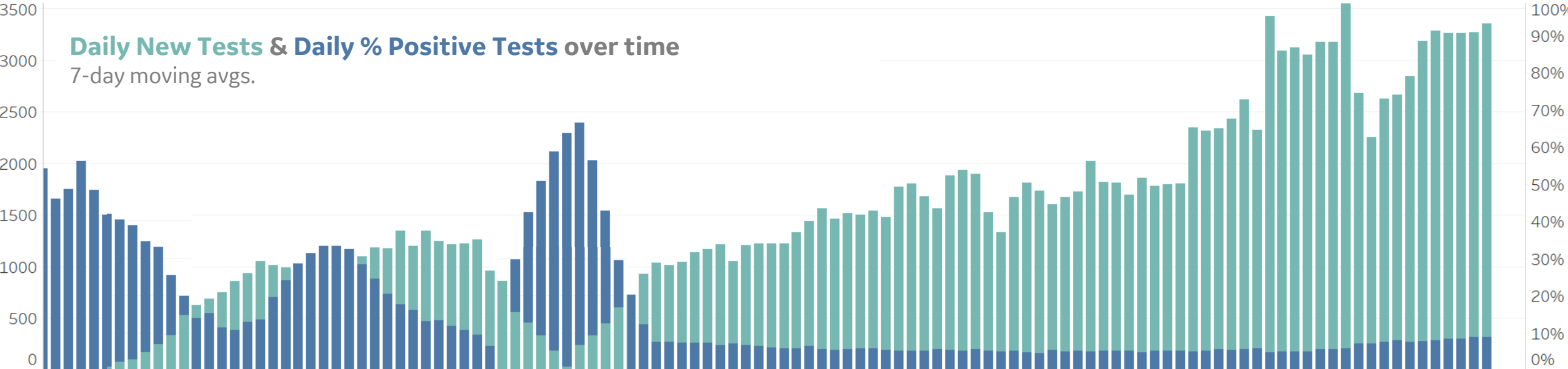
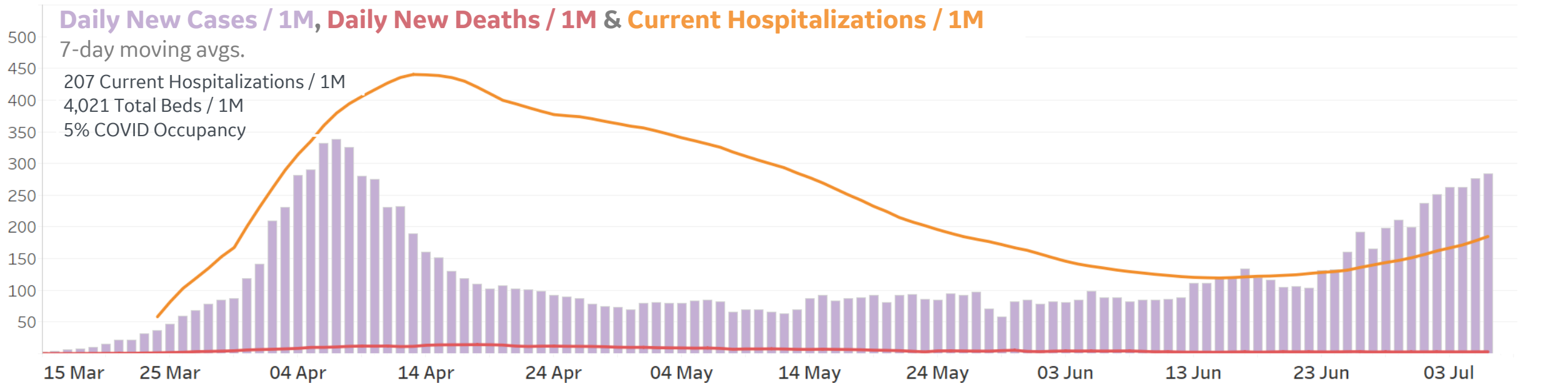


Feature: Wisconsin





Feature: Louisiana





Per 1M in Region

	Today	Change
Active Cases	942	+0.2%
Confirmed	23 new	+1%
Deaths	1 new	+0.3%
Recovered	21 new	+1%

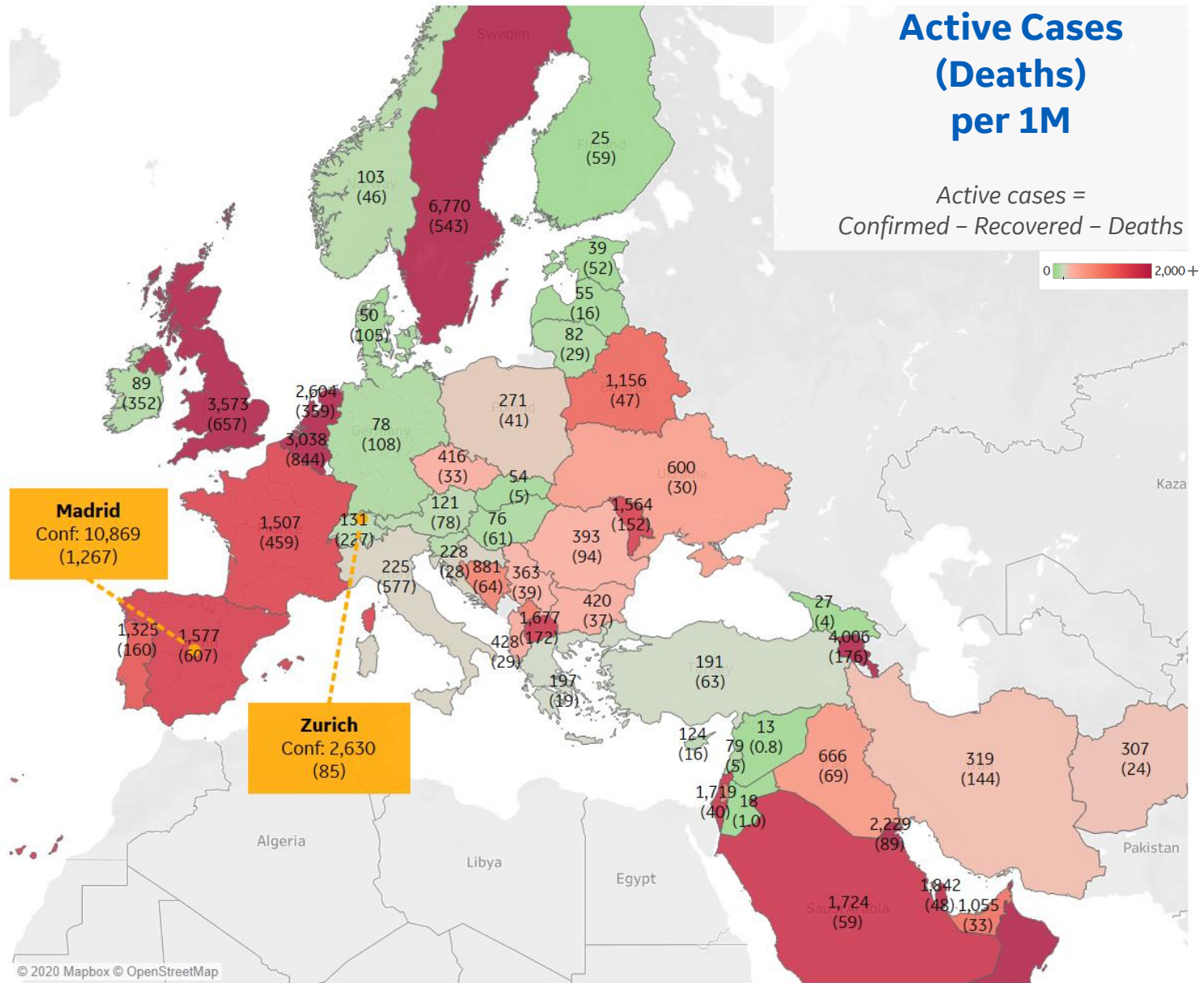
Most Active Cases per 1M

Sweden	6,770
Armenia	4,006
UK	3,573
Oman	3,519
Belgium	3,038
Bahrain	2,797
Netherlands	2,604
Kuwait	2,229
Qatar	1,842
Saudi Arabia	1,724

* Excludes regions with population < 1M

Active Cases (Deaths) per 1M

Active cases =
Confirmed - Recovered - Deaths





Per 1M in Region

	Today	Change
Active Cases	3,336	+0.2%
Confirmed	9 new	+0.2%
Deaths	2 new	+0.26%
Recovered	0 new	+0%

Most Active Cases per 1M

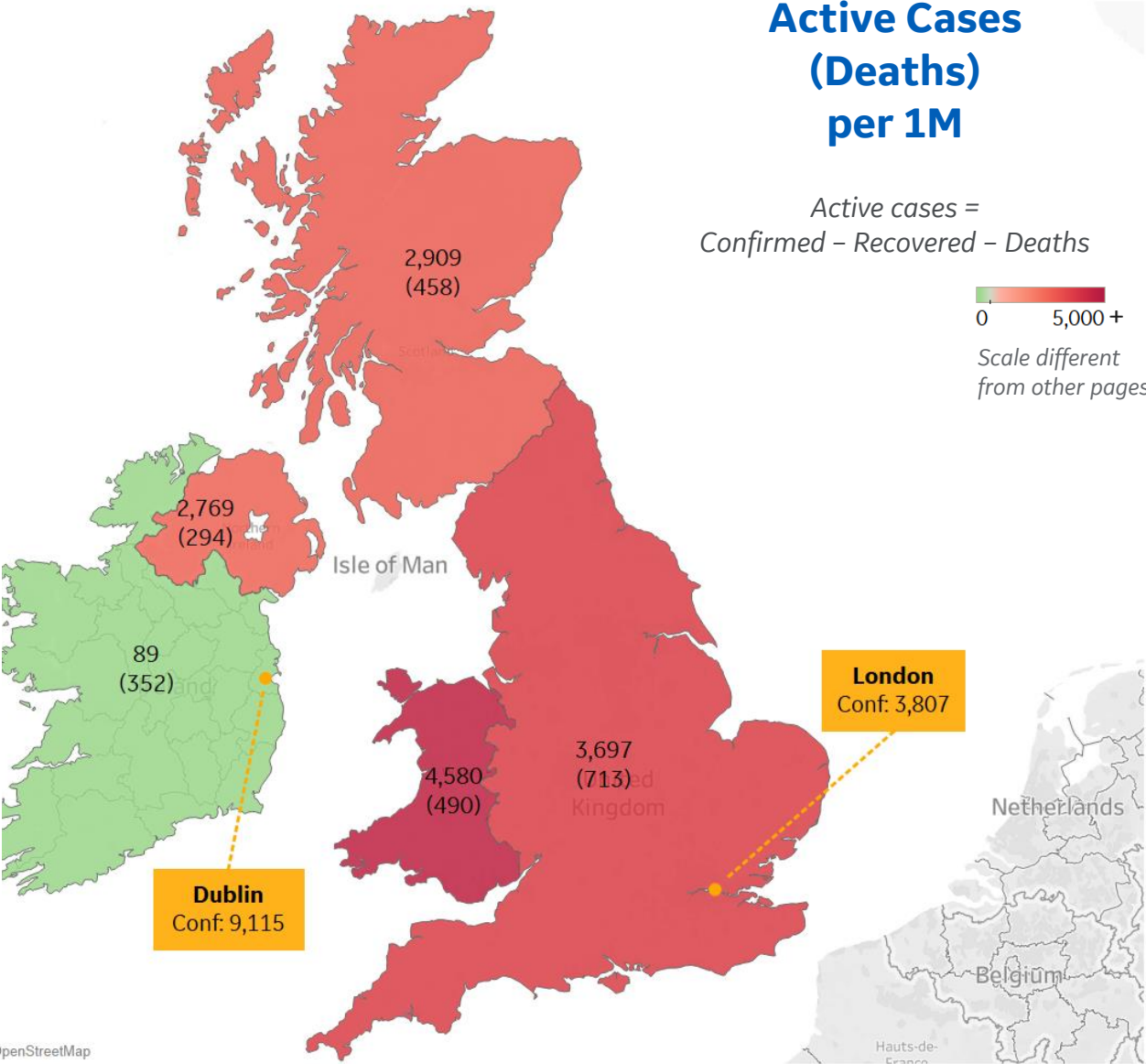
Wales	4,580
England	3,697
Scotland	2,909
Northern Ireland	2,769
Ireland	89

Active Cases (Deaths) per 1M

Active cases =
Confirmed – Recovered – Deaths

0 5,000 +

Scale different
from other pages



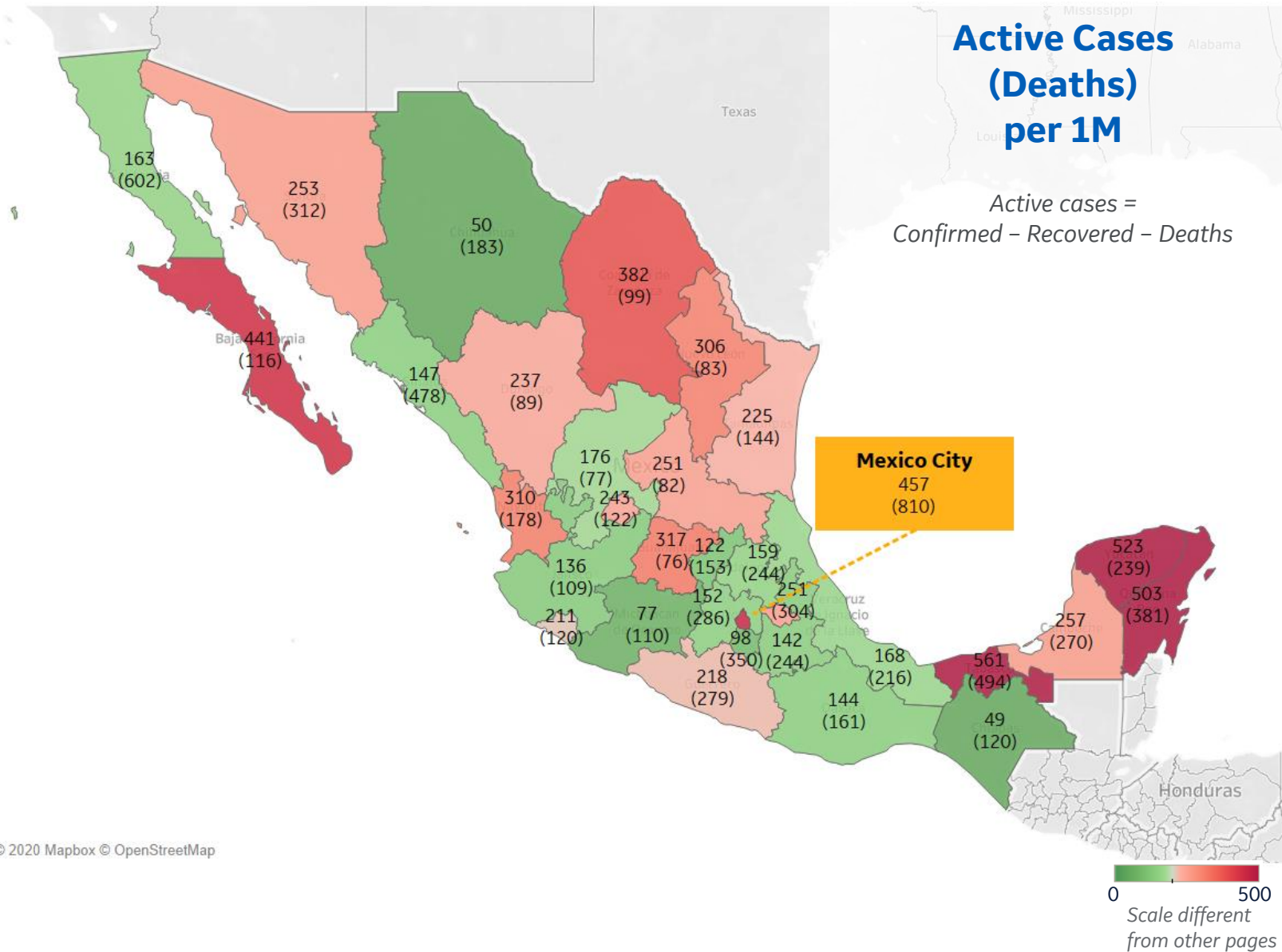


Per 1M in Region

	Today	Change
Active Cases	216	+5%
Confirmed	54 new	+3%
Deaths	6 new	+2%
Recovered	38 new	+2%

Most Active Cases per 1M

Tabasco	561
Yucatan	523
Quintana Roo	503
Distrito Federal	457
Baja California Sur	441
Coahuila	382
Guanajuato	317
Nayarit	310
Nuevo Leon	306
Campeche	257



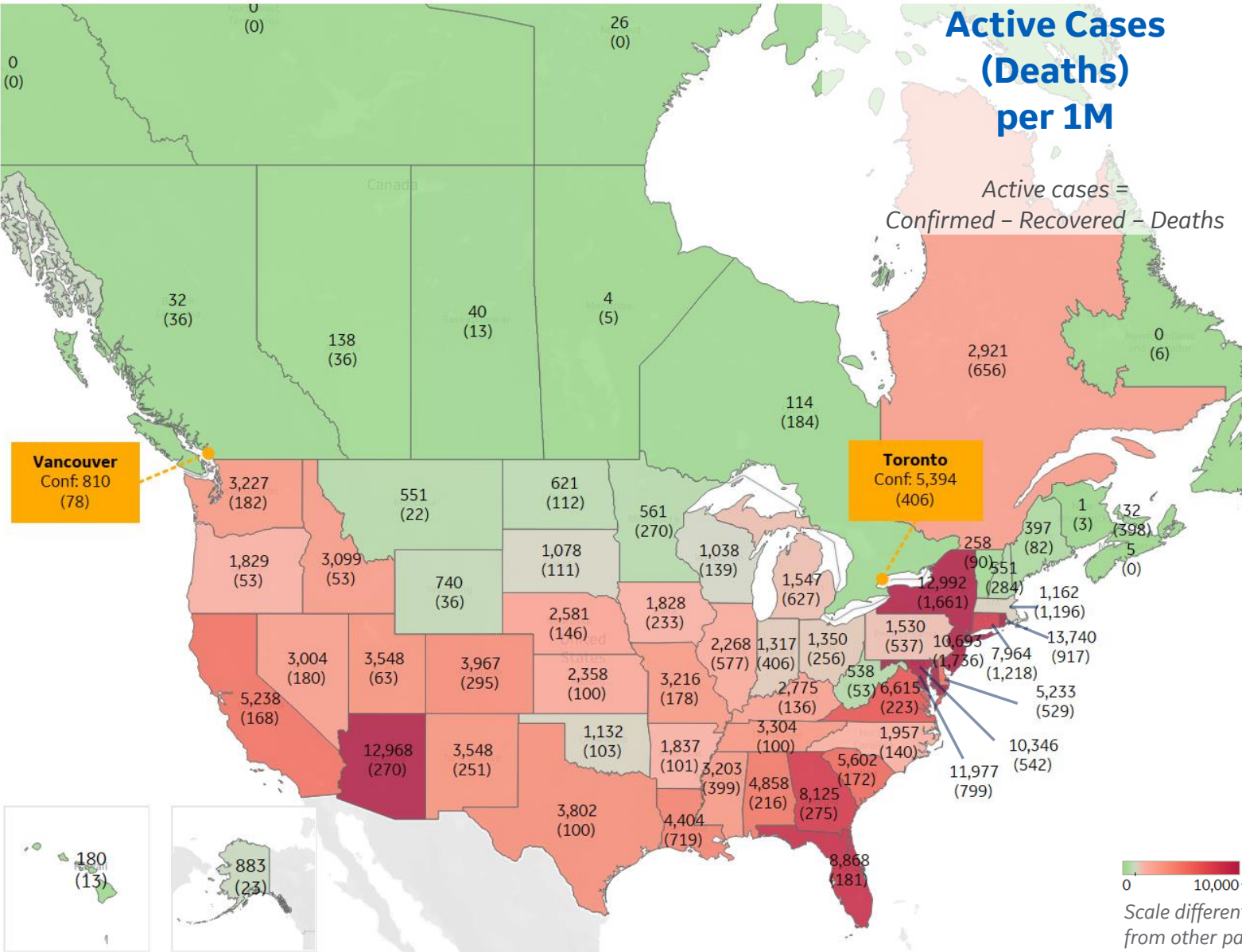


Per 1M in Region

	Today	Change
Active Cases	5,415	+2%
Confirmed	160 new	+2%
Deaths	2 new	+0.6%
Recovered	47 new	+2%

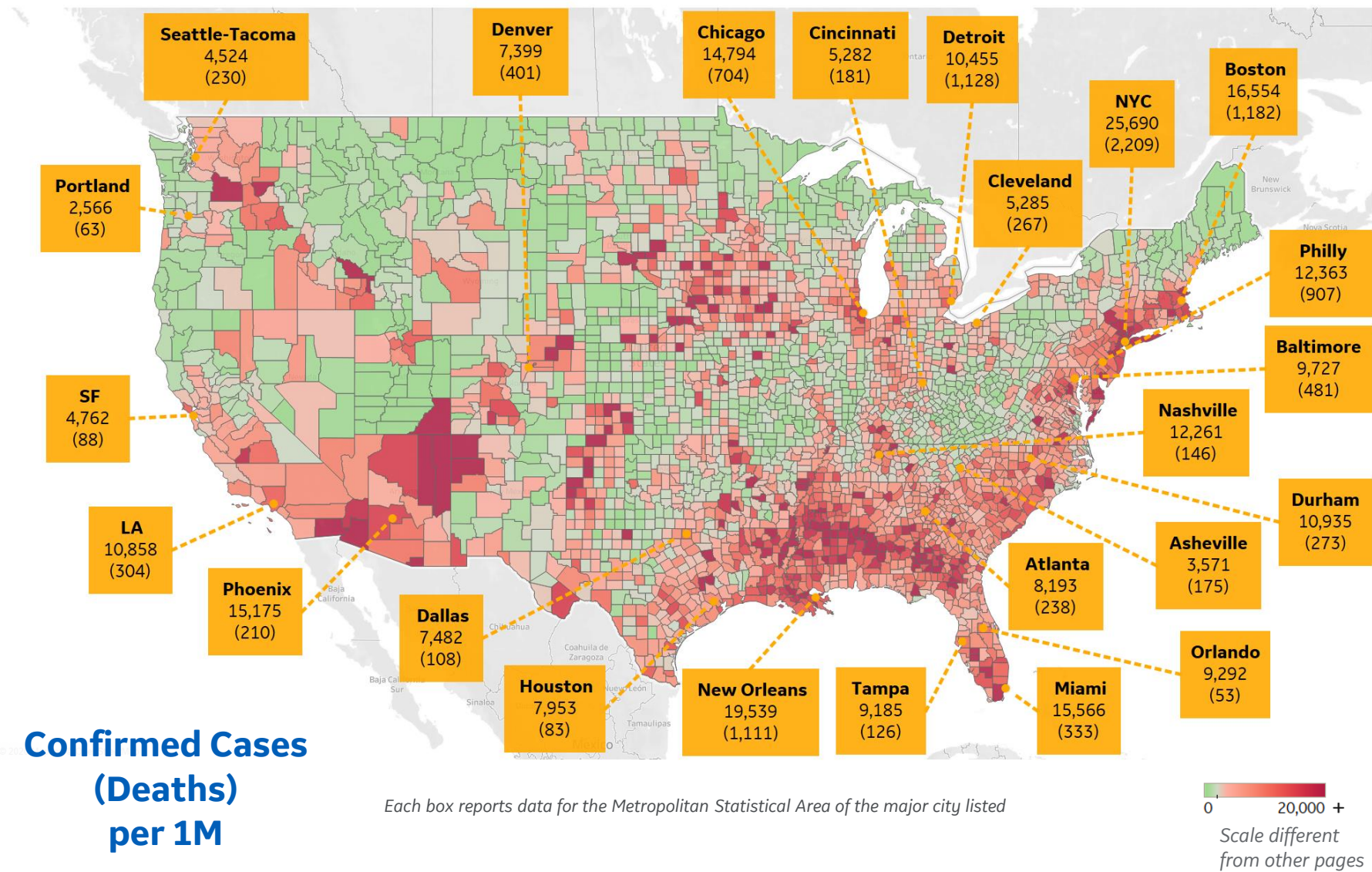
Most Active Cases per 1M

Rhode Island	13,740
New York	12,992
Arizona	12,968
DC	11,977
New Jersey	10,693
Maryland	10,346
Florida	8,868
Georgia	8,125
Connecticut	7,964
Virginia	6,615





US by County & Metro, Total to Date



Top 10 Northeast Counties

Total Confirmed Cases / 1M

Rockland County, NY	41,987
Westchester County, NY	36,335
Passaic County, NJ	33,832
Nassau County, NY	31,042
Union County, NJ	29,556
Suffolk County, NY	28,308
Hudson County, NJ	28,293
Orange County, NY	28,072
New York City*	26,122
Suffolk County, MA	25,028

Top 10 Other US Counties

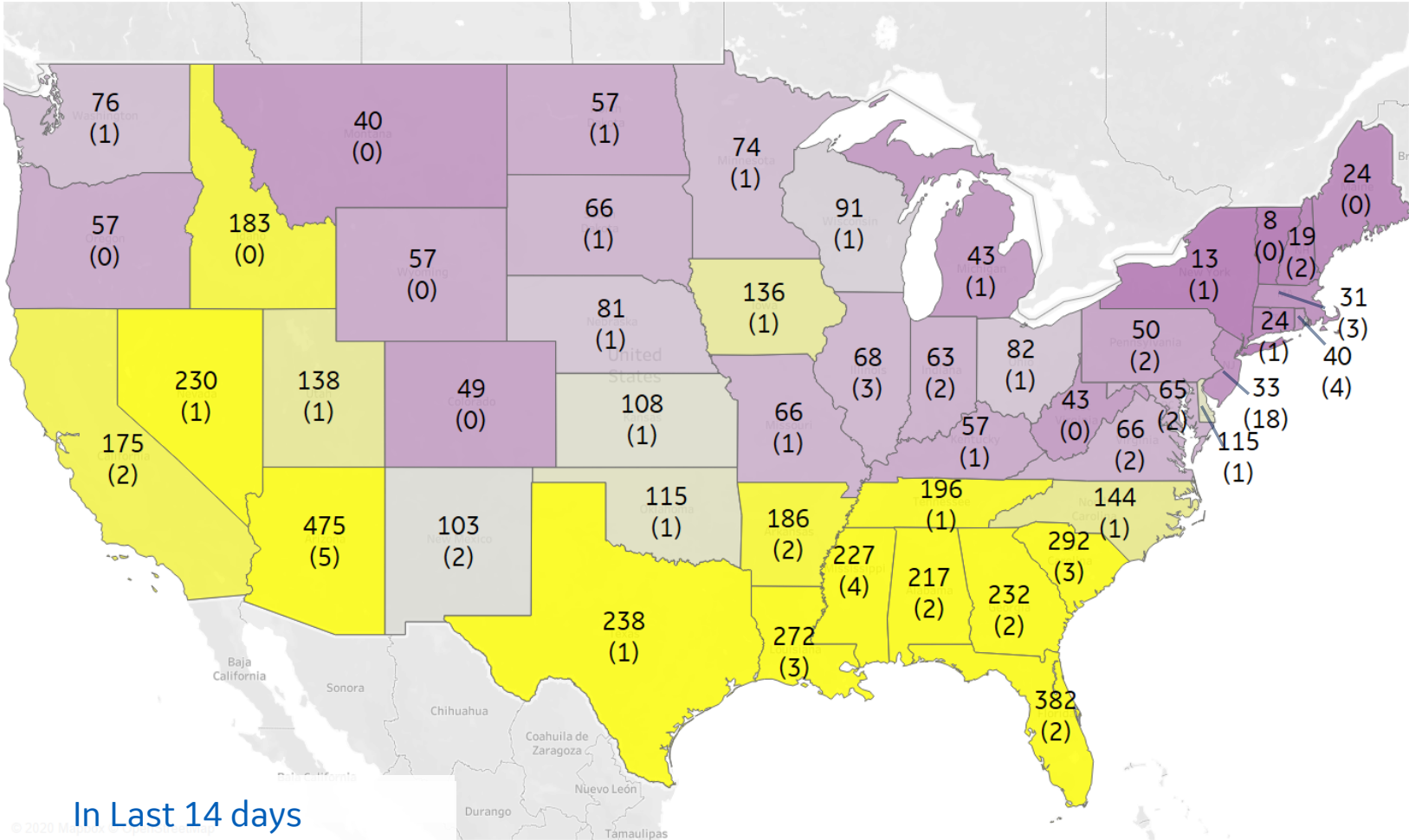
Total Confirmed Cases / 1M

Yakima County, WA	30,904
Jefferson Parish, LA	24,167
Orleans Parish, LA	21,241
Prince George's County, MD	21,208
Miami-Dade County, FL	19,866
Cook County, IL	18,154
Davidson County, TN	17,625
Prince William County, VA	16,295
District of Columbia, DC	15,079
Kane County, IL	14,930

Note: Includes counties ≥ 250K population
* New York City counties aggregated into one reporting area



US, New in Last 14 days



Top 10 by New Confirmed

Avg New Confirmed Cases / 1M

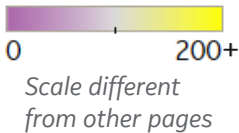
Arizona	475
Florida	382
South Carolina	292
Louisiana	272
Texas	238
Georgia	232
Nevada	230
Mississippi	227
Alabama	217
Tennessee	196

Top 10 by New Deaths

Avg New Deaths / 1M

New Jersey	18
Arizona	5
Mississippi	4
Rhode Island	4
Illinois	3
Louisiana	3
Massachusetts	3
South Carolina	3
Alabama	2
Arkansas	2

In Last 14 days
Avg New Confirmed Cases
(Avg New Deaths)
per 1M





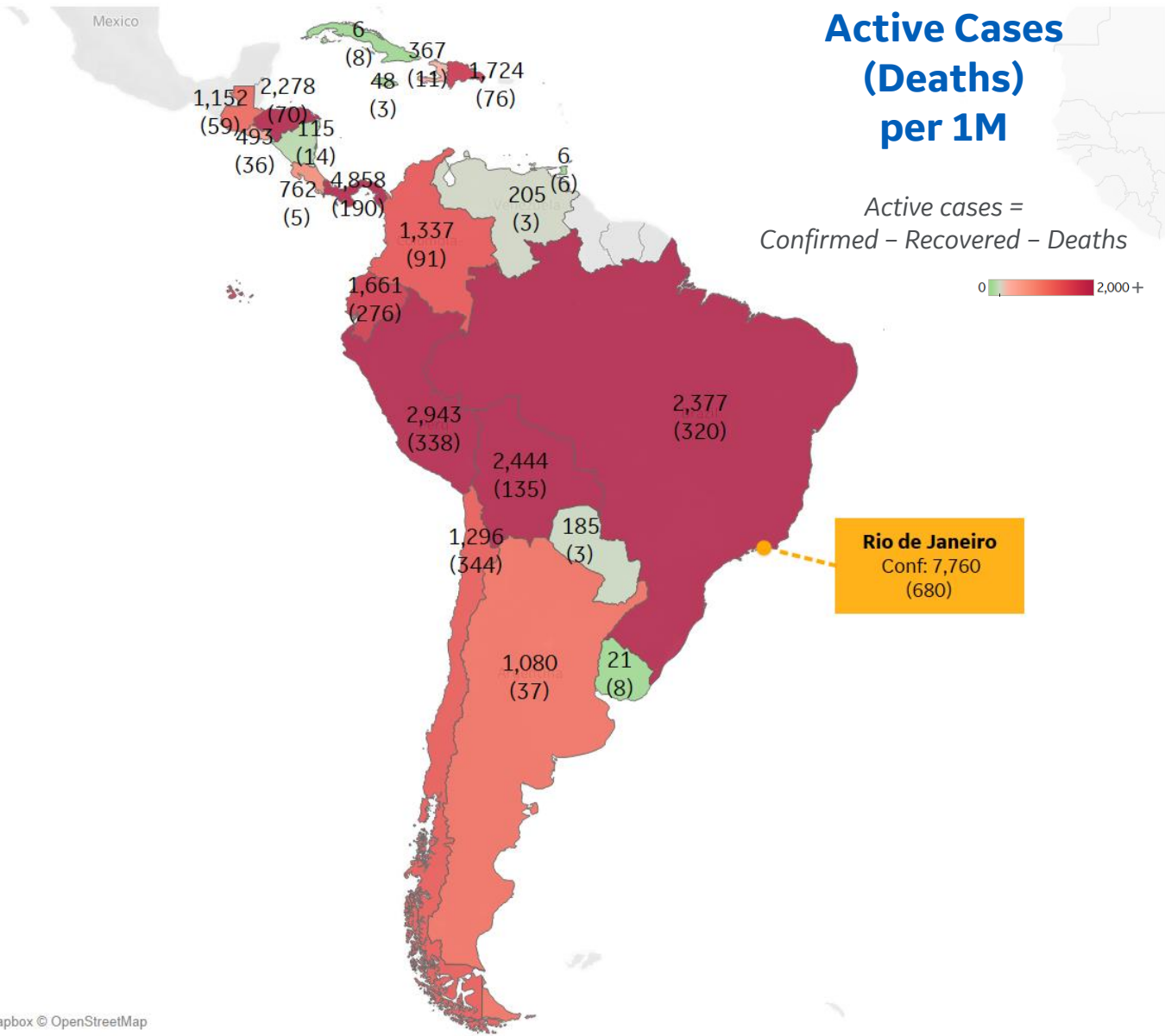
Per 1M in Region

	Today	Change
Active Cases	1,738	+1%
Confirmed	123 new	+2%
Deaths	4 new	+2%
Recovered	97 new	+3%

Most Active Cases per 1M

Panama	4,858
Peru	2,943
Bolivia	2,444
Brazil	2,377
Honduras	2,278
Dom. Rep.	1,724
Ecuador	1,661
Colombia	1,337
Chile	1,296
Guatemala	1,152

* Excludes regions with population < 1M





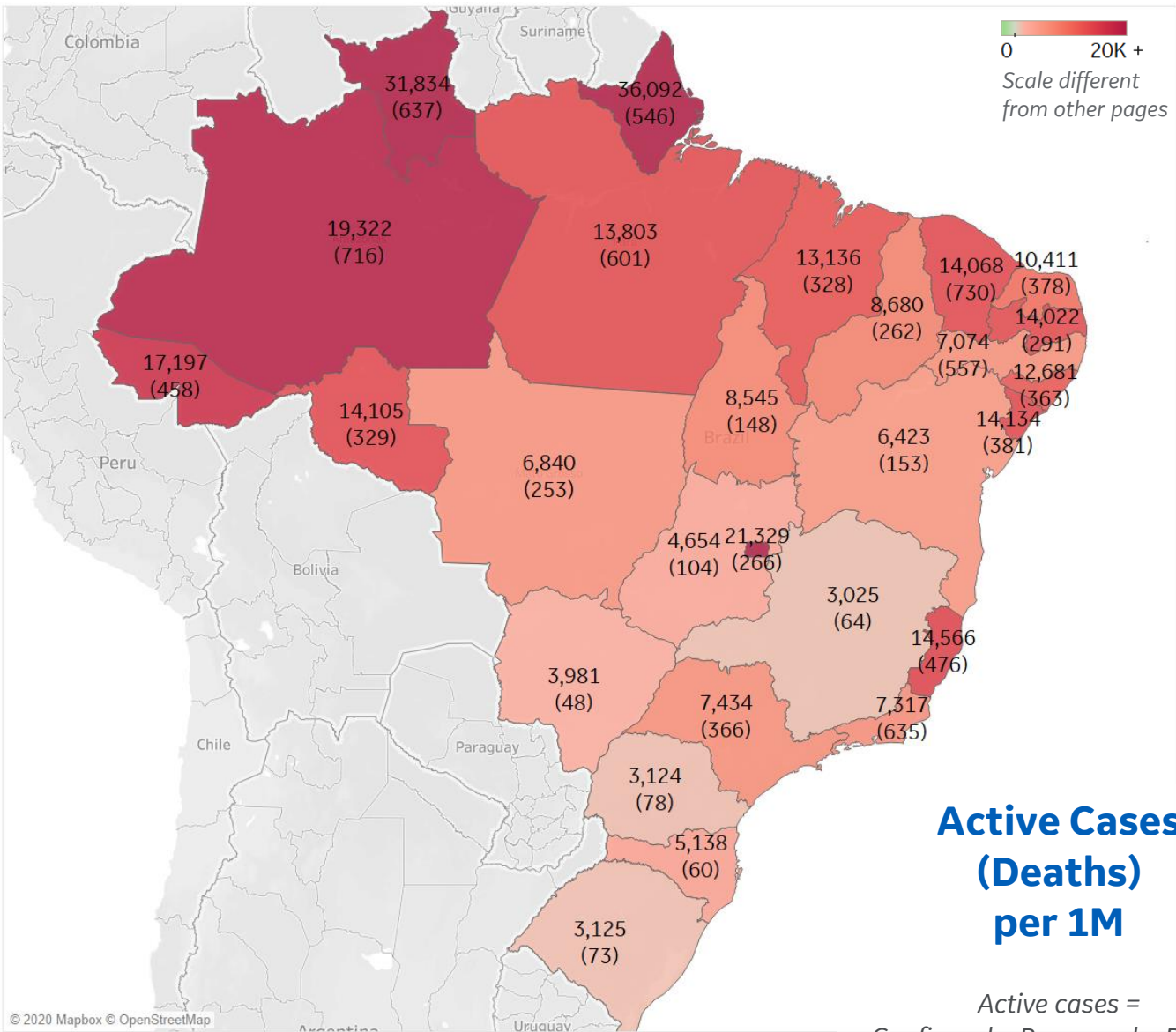
Per 1M in Region

	Today	Change
Active Cases	2,377	-3%
Confirmed	210 new	+3%
Deaths	6 new	+2%
Recovered	154 new	+3%

Most Active Cases per 1M

Distrito Federal	21,329
Amazonas	19,322
Espírito Santo	14,566
Sergipe	14,134
Rondônia	14,105
Ceará	14,068
Paraíba	14,022
Pará	13,803
Maranhão	13,136
Alagoas	12,681

* Excludes regions with population < 1M





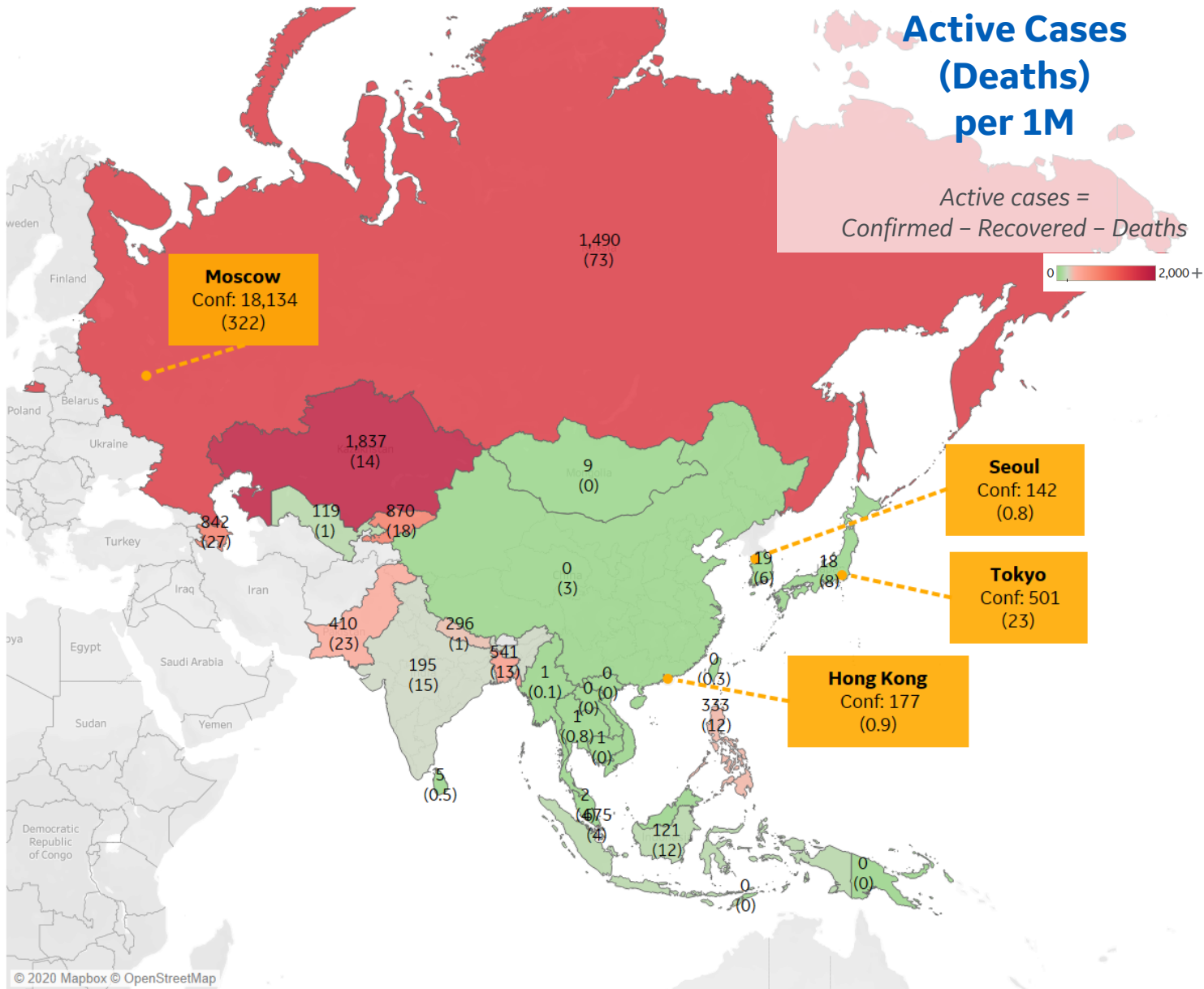
Per 1M in Region

	Today	Change
Active Cases	185	+1%
Confirmed	10 new	+2%
Deaths	0.2 new	+2%
Recovered	9 new	+3%

Most Active Cases per 1M

Kazakhstan	1,837
Russia	1,490
Kyrgyzstan	870
Azerbaijan	842
Singapore	675
Bangladesh	541
Pakistan	410
Philippines	333
Nepal	296
India	195

* Excludes regions with population < 1M





Per 1M in Region

	Today	Change
Active Cases	45	+6%
Confirmed	6 new	+1.7%
Deaths	0 new	+0%
Recovered	3 new	+1.0%

Most Active Cases per 1M

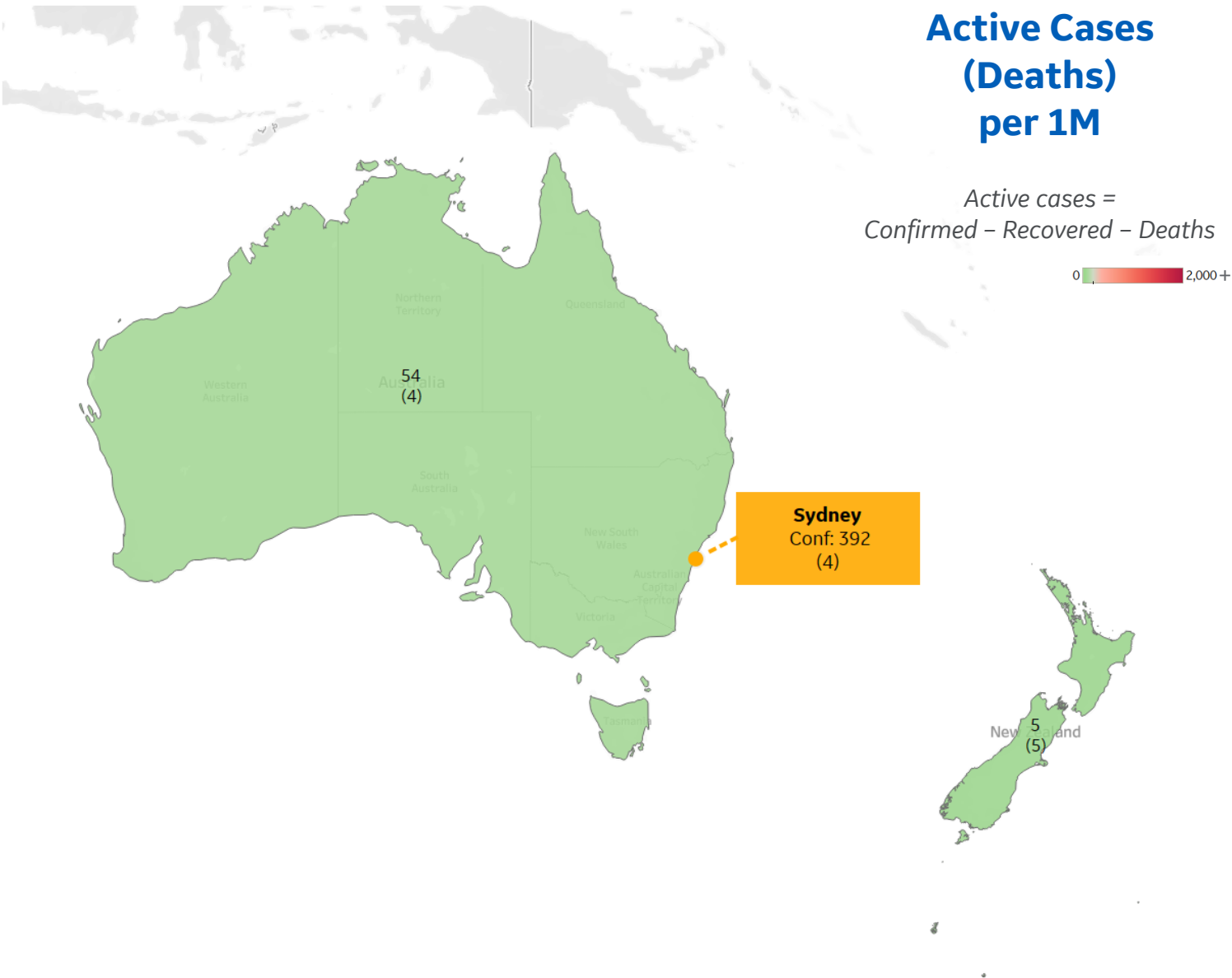
Australia	54
New Zealand	5

* Excludes regions with population < 1M

Active Cases (Deaths) per 1M

Active cases =
Confirmed - Recovered - Deaths

0 2,000 +





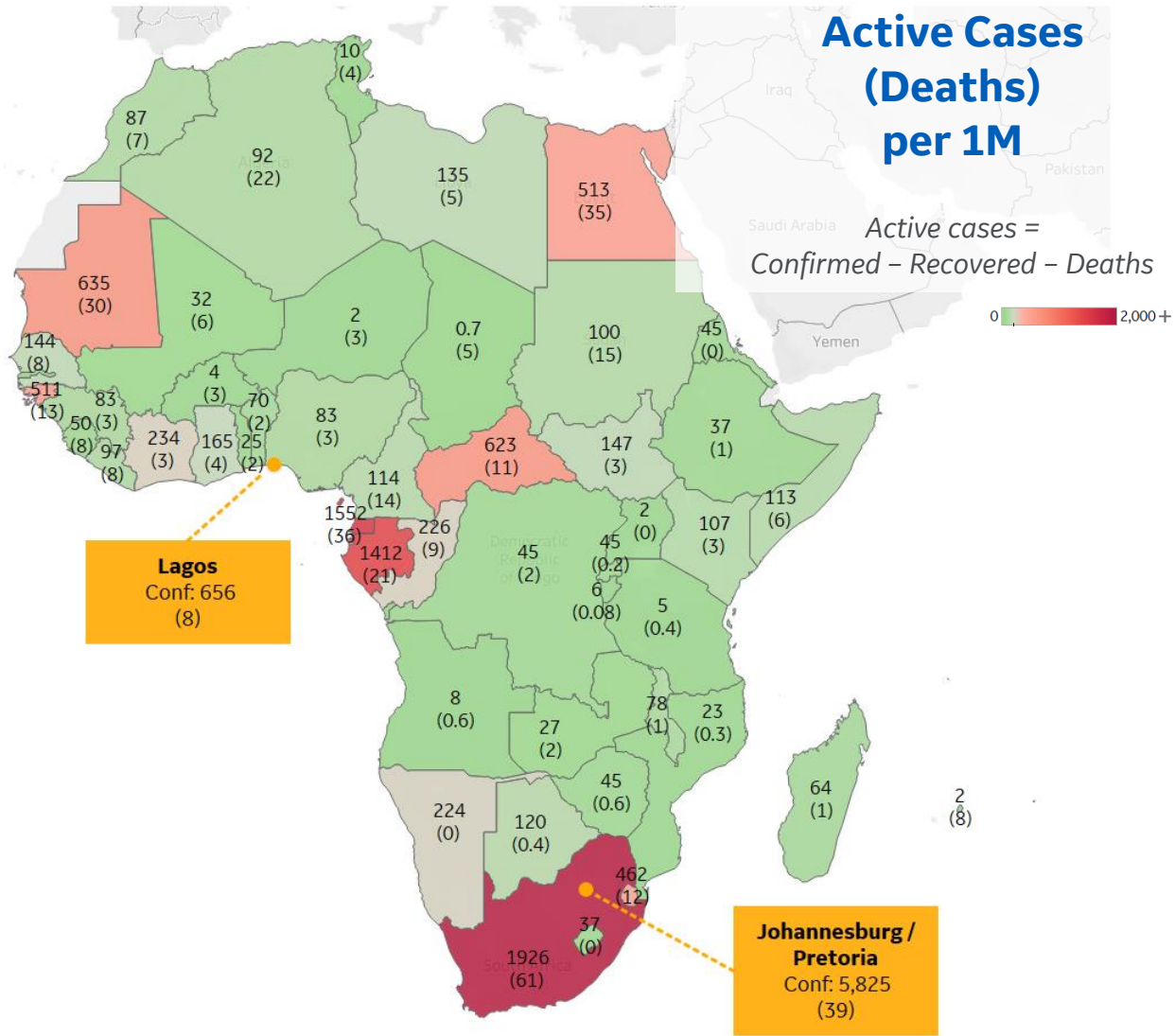
Per 1M in Region

	Today	Change
Active Cases	192	+3%
Confirmed	11 new	+3%
Deaths	0.2 new	+2%
Recovered	6 new	+3%

Most Active Cases per 1M

South Africa	1,926
Eq. Guinea	1,552
Gabon	1,412
Mauritania	635
Central African R..	623
Egypt	513
Guinea-Bissau	511
Eswatini	462
Cote d'Ivoire	234
Congo (Brazzavil..	226

* Excludes regions with population < 1M





*** Per 1M = Per 1 Million Population unless otherwise noted*

Johns Hopkins Coronavirus Resource Center:

<https://coronavirus.jhu.edu/map.html>

Worldometer Coronavirus Reporting:

<https://www.worldometers.info/coronavirus/>

Public Health England:

<https://www.gov.uk/government/publications/covid-19-track-coronavirus-cases>

US Department of Homeland Security, Homeland Infrastructure Foundation-Level Data:

<https://hifld-geoplatform.opendata.arcgis.com/datasets/hospitals>

City of New York, NYC Health:

<https://www1.nyc.gov/site/doh/covid/covid-19-data.page>

Chicago Coronavirus Latest Data:

<https://www.chicago.gov/city/en/sites/covid-19/home/latest-data.html>

National Health Commission of the PRC:

<http://www.nhc.gov.cn/xcs/yqtb/202003/bf66696029ba420098164607240074f8.shtml>

Korean Centers for Disease Control and Prevention:

http://www.cdc.go.kr/cdc_eng/

CDC, Severe Outcomes Among Patients with Coronavirus Disease 2019 (COVID-19):

<https://www.cdc.gov/mmwr/volumes/69/wr/mm6912e2.htm>

Italian Department of Civil Protection, COVID Monitoring:

<http://opendatadpc.maps.arcgis.com/apps/opsdashboard/index.html#/b0c68bce2cce478eaac82fe38d4138b1>

The COVID Tracking Project:

<https://covidtracking.com/data/>

UK Office for National Statistics

<https://www.ons.gov.uk/peoplepopulationandcommunity/birthsdeathsandmarriages/deaths/bulletins/deathsregisteredweeklyinenglandandwalesprovisional/weekending24april2020>

WHO Europe, Surveillance Report:

<http://www.euro.who.int/en/health-topics/health-emergencies/coronavirus-covid-19/weekly-surveillance-report>

WHO Europe, Principles for Transition:

<http://www.euro.who.int/en/media-centre/sections/statements/2020/statement-transition-to-a-new-normal-during-the-covid-19-pandemic-must-be-guided-by-public-health-principles>

COVID-19 Information for Switzerland:

<https://www.corona-data.ch/>

CIA World Factbook:

<https://www.cia.gov/library/publications/resources/the-world-factbook/>

Italian Ministry of Health:

<http://www.salute.gov.it/portale/nuovocoronavirus/dettaglioContenutiNuovoCoronavirus.jsp?lingua=italiano&id=5351&area=nuovoCoronavirus&menu=vuoto>

New South Wales Government:

<https://www.health.nsw.gov.au/Infectious/diseases/Pages/covid-19-latest.aspx>

Provincial Health Services Authority of Canada. BC Center for Disease Control:

<http://www.bccdc.ca/about/news-stories/stories/2020/information-on-novel-coronavirus>

Coronavirus Cases in Japan by Prefecture, Nippon Communications Foundation:

<https://www.nippon.com/en/japan-data/h00657/coronavirus-cases-in-japan-by-prefecture.html>

Secretary of Health, Mexico:

<https://www.gob.mx/salud/en>

OECD Economic Outlooks, Statistics:

https://www.oecd-ilibrary.org/economics/data/oecd-economic-outlook-statistics-and-projections_eo-data-en

Public Health Authority of Sweden:

<https://www.folkhalsomyndigheten.se/smittskydd-beredskap/utbrott/aktuella-utbrott/covid-19/bekraftade-fall-i-sverige>

National Public Health Agency of France:

<https://www.santepubliquefrance.fr/regions/ile-de-france/documents/bulletin-regional/2020/covid-19-point-epidemiologique-en-ile-de-france-du-23-avril-2020>

Florida Department of Health, COVID-19 Response:

<https://floridahealthcovid19.gov>

CDC:

<https://www.cdc.gov/covid-data-tracker/index.html#demographics>