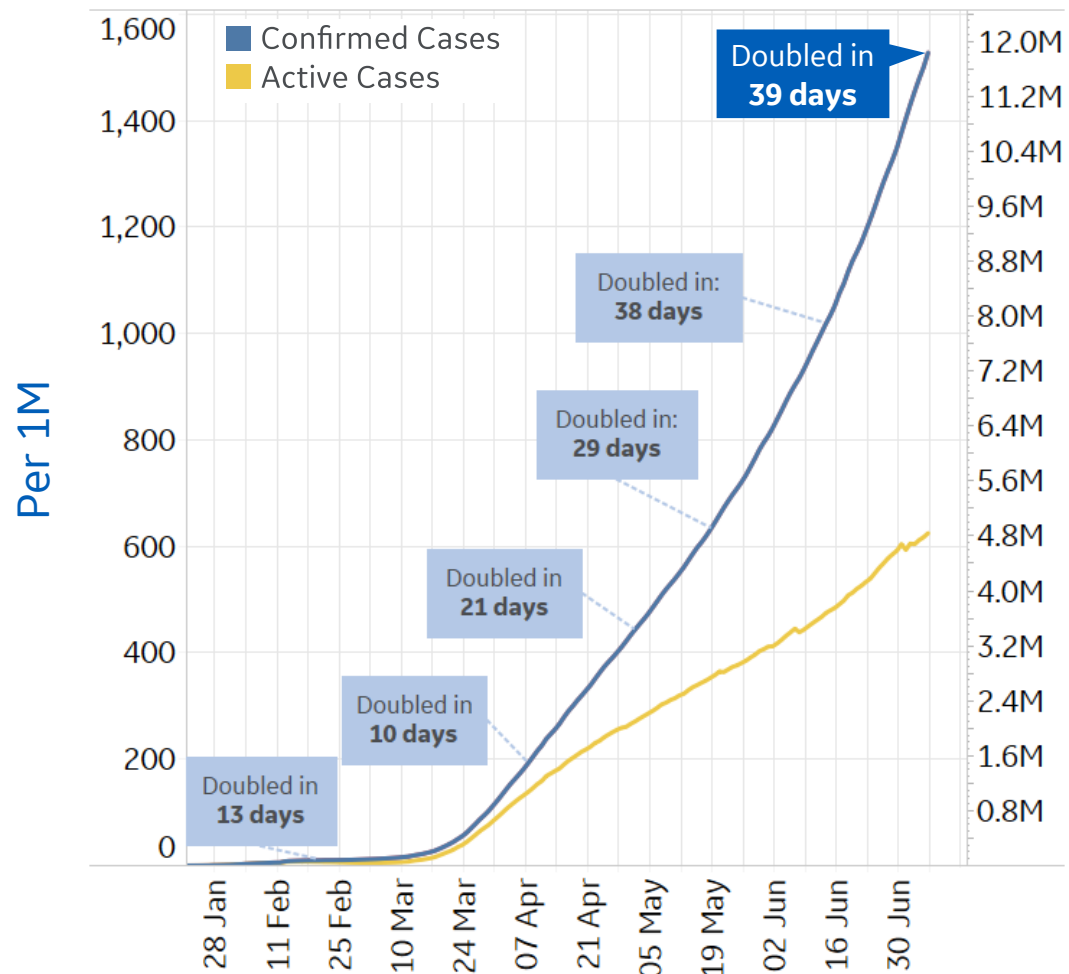




Global Confirmed & Active Cases

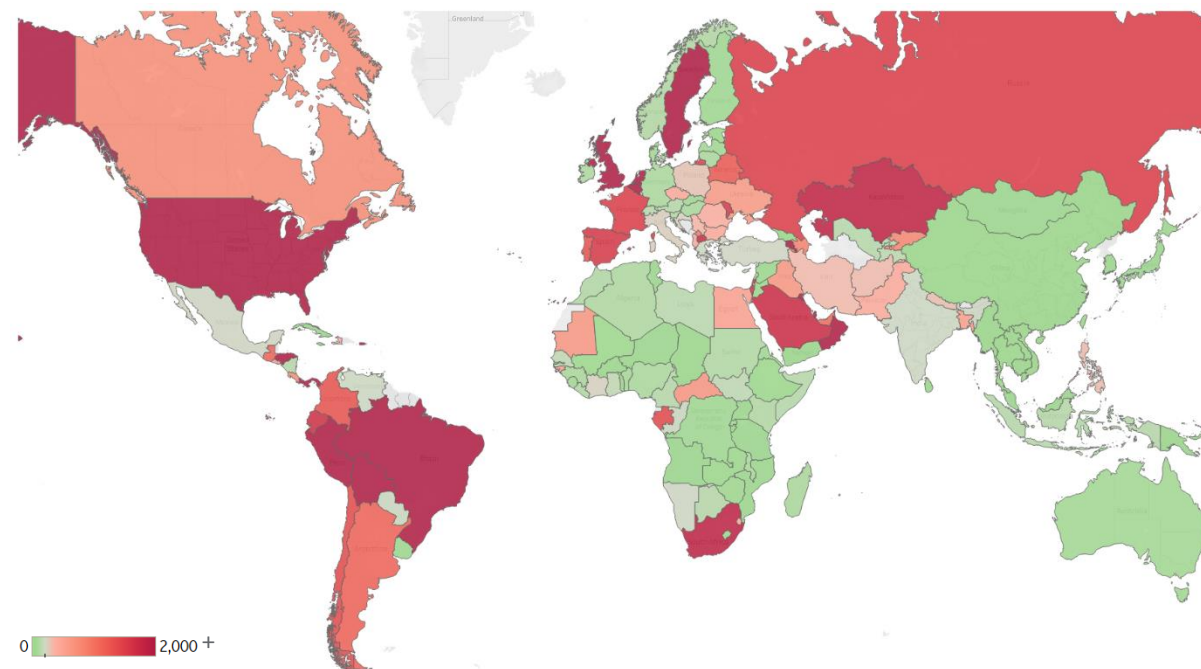


Trend since 22 Jan



Today per 1M

Active cases = Confirmed - Recovered - Deaths



Per 1M:	Today	Change
Active Today	625	+1%
Active	8 new	+1%
Confirmed	27 new	+2%
Deaths	1 new	+1%
Recovered	18 new	+2%



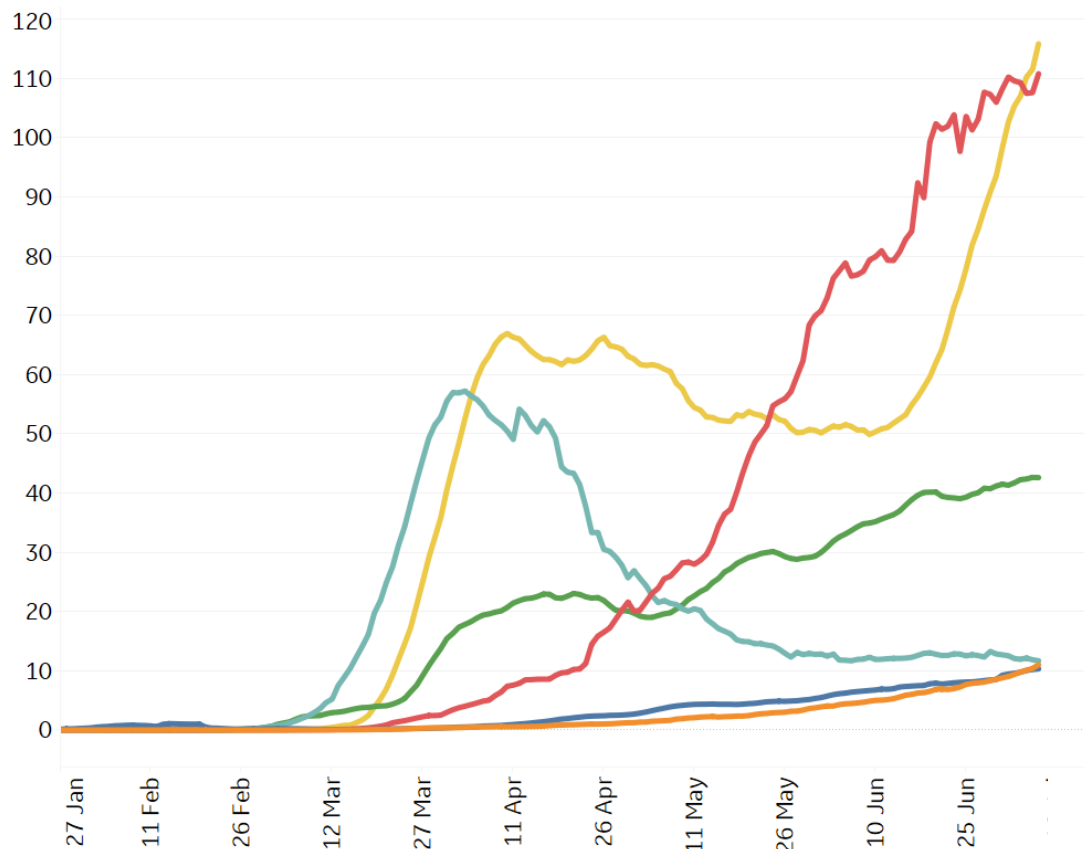
New Confirmed Cases & New Deaths



Key **North America** **Europe** **Middle East** **Central/South America** **Asia** **Africa**

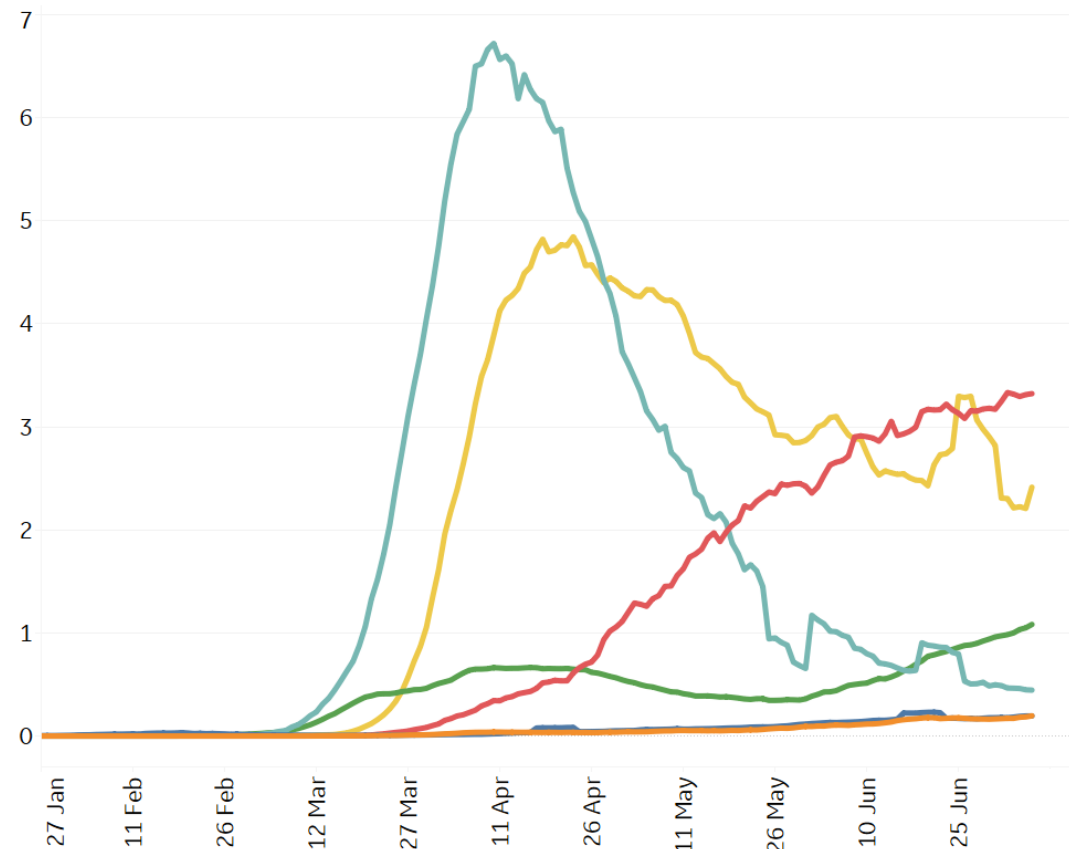
New Confirmed Cases / 1M

7-day rolling average



New Deaths / 1M

7-day rolling average





Top 50 Countries: Per 1M



1 - 25

	Active Today	Today			Total since 22 Jan		
		Confirmed	Deaths	Recovered	Total Confirmed	Total Deaths	Total Recovered
Sweden	6,723	28	1	0	7,262	539	0
US	5,825	181	4	37	9,052	397	2,829
Panama	4,813	222	7	160	9,338	185	4,340
Armenia	4,007	118	4	205	9,883	170	5,706
UK	3,565	9	2	0	4,241	655	20
Oman	3,480	247	1	364	9,595	44	6,071
Belgium	3,034	0	0	2	5,355	843	1,477
Peru	2,954	108	5	100	9,380	332	6,094
Bahrain	2,735	294	0	230	17,819	58	15,027
Netherlands	2,601	2	0	0	2,971	359	11
Bolivia	2,366	89	5	40	3,559	131	1,062
Brazil	2,328	213	6	209	7,850	314	5,208
Honduras	2,233	77	2	5	2,567	68	266
Kuwait	2,190	141	1	120	12,000	88	9,721
Qatar	2,051	208	0	348	35,038	47	32,940
South Africa	1,856	171	3	75	3,640	59	1,725
Kazakhstan	1,837	73	0	23	2,719	14	868
Saudi Arabia	1,731	97	1	150	6,236	58	4,448
North Macedo..	1,713	58	2	60	3,477	168	1,595
Dom. Rep.	1,663	28	2	6	3,543	76	1,803
Ecuador	1,661	49	3	12	3,585	276	1,648
Israel	1,577	170	1	20	3,723	40	2,106
Spain	1,569	7	0	0	5,393	607	3,216
Moldova	1,561	58	3	49	4,497	149	2,787
Eq. Guinea	1,552	0	0	0	2,189	36	600

26 - 50

	Active Today	Today			Total since 22 Jan		
		Confirmed	Deaths	Recovered	Total Confirmed	Total Deaths	Total Recovered
France	1,507	7	0	6	3,157	459	1,192
Russia	1,505	44	1	65	4,750	72	3,173
Gabon	1,403	0	0	0	2,580	21	1,156
Chile	1,378	129	3	203	15,747	337	14,033
Portugal	1,308	28	1	28	4,356	160	2,888
Colombia	1,286	56	3	47	2,364	87	990
Belarus	1,234	21	1	83	6,773	46	5,493
Argentina	1,144	66	1	35	1,846	36	666
Guatemala	1,128	45	1	9	1,384	56	200
UAE	1,068	54	0	101	5,318	33	4,218
Kosovo	909	106	2	24	2,007	43	1,055
West Bank an..	905	67	0	1	1,017	4	108
EU	867	7	0	6	2,929	301	1,762
Azerbaijan	836	53	1	45	2,108	26	1,246
Bos. and Herz.	829	50	2	29	1,713	63	821
Kyrgyzstan	798	21	1	8	1,269	16	455
Canada	738	6	0	7	2,862	232	1,892
Costa Rica	717	48	0	6	1,077	5	355
Singapore	703	27	0	48	7,716	4	7,008
Iraq	641	60	3	37	1,609	67	901
Mauritania	633	16	0	10	1,081	29	418
Central Africa..	630	8	0	1	843	11	202
Ukraine	603	13	0	11	1,158	30	525
Bangladesh	537	18	0	12	1,024	13	474
Total World	625	27	1	18	1,527	70	832

Several countries are revising and updating case counts

Reported recoveries in **Brazil** increased 35% since 1 July

Top 50 countries selected by Active Cases / 1M
Excluded countries with population < 1M



Top 50 Countries: Raw Volume



1 - 25

	Active Cases	Today			Total since 22 Jan		
		Confirmed	Deaths	Recovered	Total Confirmed	Total Deaths	Total Recovered
US	1,928,142	60,021	1,195	12,328	2,996,098	131,480	936,476
Brazil	494,836	45,305	1,254	44,470	1,668,589	66,741	1,107,012
EU	385,858	3,072	131	2,609	1,304,181	133,928	784,395
India	264,944	22,753	483	16,897	742,417	20,642	456,831
UK	242,023	584	155	0	287,874	44,476	1,375
Russia	219,634	6,363	198	9,533	693,215	10,478	463,103
South Africa	110,054	10,134	192	4,451	215,855	3,502	102,299
France	98,356	475	13	336	206,072	29,936	77,780
Peru	97,388	3,575	180	3,319	309,278	10,952	200,938
Pakistan	91,602	2,980	83	6,008	237,489	4,922	140,965
Bangladesh	88,392	3,027	55	1,953	168,645	2,151	78,102
Spain	73,362	341	4	0	252,130	28,392	150,376
Sweden	67,897	283	14	0	73,344	5,447	0
Colombia	65,459	2,869	147	2,409	120,281	4,452	50,370
Saudi Arabia	60,252	3,392	49	5,205	217,108	2,017	154,839
Egypt	52,072	1,057	67	480	77,279	3,489	21,718
Argentina	51,687	2,979	62	1,564	83,426	1,644	30,095
Netherlands	44,569	37	4	0	50,907	6,151	187
Belgium	35,162	0	0	31	62,058	9,774	17,122
Kazakhstan	34,497	1,376	0	438	51,059	264	16,298
Philippines	34,178	1,540	6	201	47,873	1,309	12,386
Indonesia	32,132	1,268	68	866	66,226	3,309	30,785
Ecuador	29,301	865	52	199	63,245	4,873	29,071
Canada	27,840	208	17	277	108,023	8,765	71,418
Bolivia	27,617	1,036	54	469	41,545	1,530	12,398

26 - 50

	Active Cases	Today			Total since 22 Jan		
		Confirmed	Deaths	Recovered	Total Confirmed	Total Deaths	Total Recovered
Iran	26,757	2,637	200	2,917	245,688	11,931	207,000
Mexico	26,557	6,258	895	4,611	268,008	32,014	209,437
Ukraine	26,353	569	21	508	50,622	1,299	22,970
Chile	26,334	2,462	50	3,873	301,019	6,434	268,251
Iraq	25,764	2,426	118	1,511	64,701	2,685	36,252
Panama	20,766	957	29	690	40,291	799	18,726
Dom. Rep.	18,045	302	17	75	38,430	821	19,564
Oman	17,773	1,262	6	1,854	48,997	224	31,000
Turkey	17,345	1,053	19	2,297	207,897	5,260	185,292
Nigeria	17,012	503	15	280	29,789	669	12,108
Italy	14,242	137	30	574	241,956	34,899	192,815
Israel	13,653	1,473	8	171	32,222	342	18,227
Portugal	13,342	287	9	279	44,416	1,629	29,445
Afghanistan	12,285	194	22	76	33,384	920	20,179
Belarus	11,665	199	7	782	64,003	436	51,902
Poland	10,646	257	7	272	36,412	1,528	24,238
UAE	10,560	532	2	993	52,600	326	41,714
Kuwait	9,353	601	4	514	51,245	377	41,515
Germany	6,650	279	10	501	198,343	9,032	182,661
Qatar	5,908	600	1	1,005	100,945	134	94,903
Bahrain	4,653	500	0	392	30,321	98	25,570
Singapore	4,112	157	0	285	45,140	26	41,002
Switzerland	1,103	54	1	0	32,369	1,966	29,300
China	522	28	0	29	84,917	4,641	79,754
Total World	4,837,783	209,506	6,105	145,030	11,829,602	544,163	6,447,656

Several countries are revising and updating case counts

Confirmed cases in **Sweden** increased 18% in the last 14 days

Top 50 countries selected by Total Confirmed Cases
Excluded countries with population < 1M



United States: Per 1M



1 - 26

	Active Today	Today			Total since 22 Jan		
		Confirmed	Deaths	Recovered	Total Confirmed	Total Deaths	Total Recovered
New York	13,459	33	1	354	21,769	1,660	6,651
New Jersey	11,050	N/A	6	286	19,952	1,728	7,173
Connecticut	7,945	16	0	220	13,192	1,217	4,031
Massachuse..	1,301	29	2	0	16,008	1,192	13,516
Louisiana	4,713	416	5	0	14,684	715	9,255
Rhode Island	13,695	154	8	19	16,193	915	1,583
DC	11,950	77	0	30	14,976	795	2,230
Michigan	1,483	63	3	0	7,400	626	5,291
Pennsylvania	1,461	62	3	0	7,498	534	5,502
Illinois	2,238	46	3	46	11,804	574	8,992
Maryland	10,271	81	3	1	11,644	540	833
Delaware	5,222	124	2	38	12,748	528	6,999
Indiana	1,323	44	3	31	7,223	404	5,496
Colorado	3,967	71	0	57	6,019	295	1,757
Mississippi	2,987	322	15	0	10,824	389	7,448
Georgia	7,805	321	2	64	9,463	273	1,384
Ohio	1,245	82	3	53	5,045	255	3,545
Minnesota	575	100	1	83	6,939	268	6,096
New Hamps..	581	13	1	38	4,363	282	3,499
Washington	3,222	63	2	33	5,038	182	1,634
New Mexico	3,444	105	2	40	6,547	248	2,855
Iowa	1,784	103	2	122	10,156	231	8,141
Virginia	6,554	75	3	12	7,819	220	1,044
Arizona	12,489	502	16	58	14,439	265	1,684
Alabama	4,624	185	5	0	9,338	211	4,504
Florida	8,405	342	3	48	9,954	179	1,370

27 - 51

	Active Today	Today			Total since 22 Jan		
		Confirmed	Deaths	Recovered	Total Confirmed	Total Deaths	Total Recovered
Nevada	2,838	284	4	227	7,722	178	4,706
Missouri	3,093	185	3	35	4,168	178	897
California	5,156	255	3	99	7,277	166	1,955
S. Carolina	5,307	189	4	425	9,197	164	3,725
Nebraska	2,581	80	N/A	87	10,443	146	7,717
N. Carolina	1,888	167	2	0	7,302	139	5,274
Wisconsin	1,029	85	2	89	5,591	138	4,424
Kentucky	2,703	82	2	13	3,921	135	1,084
South Dakota	989	66	1	144	8,097	111	6,997
North Dakota	526	64	5	83	5,115	110	4,479
Oklahoma	963	217	1	145	4,352	102	3,287
Arkansas	2,113	86	3	0	8,122	100	5,910
Kansas	2,150	33	1	73	5,859	99	3,611
Tennessee	3,078	199	2	118	7,836	97	4,660
Texas	3,729	325	3	153	7,567	97	3,741
Vermont	255	5	0	27	2,010	90	1,665
Maine	382	13	1	22	2,559	82	2,095
Utah	3,455	176	1	99	8,120	61	4,605
West Virginia	452	35	0	N/A	1,956	53	1,451
Idaho	3,099	273	0	0	4,778	53	1,627
Oregon	1,780	50	1	7	2,514	52	682
Wyoming	721	62	0	69	2,956	35	2,201
Alaska	830	25	1	11	1,618	23	766
Montana	550	73	0	36	1,242	22	670
Hawaii	180	29	0	11	756	13	563

N/A values are due to revisions in reporting

Confirmed Cases in **Louisiana** increased 13% since 1 July

Sorted by Total Deaths per 1M



United States: Raw Volume



1 - 26

		Today			Total since 22 Jan		
	Active Cases	Confirmed	Deaths	Recovered	Total Confirmed	Total Deaths	Total Recovered
New York	261,819	642	25	6,896	423,493	32,292	129,382
New Jersey	98,150	N/A	50	2,543	177,214	15,352	63,712
Massachuse..	8,968	201	15	0	110,338	8,213	93,157
Illinois	28,358	587	37	579	149,574	7,273	113,943
Pennsylvania	18,708	799	36	0	95,986	6,841	70,437
California	203,706	10,081	118	3,916	287,514	6,563	77,245
Michigan	14,808	633	30	0	73,900	6,251	52,841
Connecticut	28,325	57	0	783	47,033	4,338	14,370
Florida	180,528	7,347	63	1,021	213,794	3,841	29,425
Louisiana	21,912	1,936	23	0	68,263	3,325	43,026
Maryland	62,094	492	20	7	70,396	3,266	5,036
Ohio	14,550	954	39	625	58,967	2,979	41,438
Georgia	82,874	3,406	21	682	100,470	2,899	14,697
Texas	108,112	9,414	85	4,432	219,420	2,823	108,485
Indiana	8,910	295	19	211	48,626	2,717	36,999
Arizona	90,907	3,653	117	424	105,094	1,927	12,260
Virginia	55,946	638	28	104	66,740	1,881	8,913
Colorado	22,844	407	0	326	34,664	1,701	10,119
Minnesota	3,242	564	3	470	39,133	1,514	34,377
N. Carolina	19,805	1,748	21	0	76,582	1,459	55,318
Washington	24,534	479	14	248	38,364	1,384	12,446
Mississippi	8,889	957	44	0	32,214	1,158	22,167
Missouri	18,986	1,135	16	216	25,579	1,090	5,503
Alabama	22,670	907	26	0	45,785	1,033	22,082
Rhode Island	14,508	163	9	20	17,154	969	1,677
S. Carolina	27,325	972	19	2,187	47,352	846	19,181

27 - 51

		Today			Total since 22 Jan		
	Active Cases	Confirmed	Deaths	Recovered	Total Confirmed	Total Deaths	Total Recovered
Wisconsin	5,993	495	9	516	32,556	805	25,758
Iowa	5,628	326	5	386	32,042	728	25,686
Tennessee	21,022	1,359	12	807	53,514	665	31,827
Kentucky	12,076	367	9	56	17,519	602	4,841
DC	8,434	54	0	21	10,569	561	1,574
Nevada	8,741	876	11	700	23,785	548	14,496
New Mexico	7,222	220	4	84	13,727	519	5,986
Delaware	5,085	121	2	37	12,414	514	6,815
Oklahoma	3,811	858	5	573	17,220	404	13,005
New Hamps..	790	18	2	52	5,932	384	4,758
Arkansas	6,377	259	9	0	24,512	301	17,834
Kansas	6,263	97	3	214	17,070	288	10,519
Nebraska	4,992	155	N/A	168	20,201	282	14,927
Oregon	7,508	210	5	31	10,605	220	2,877
Utah	11,075	564	4	316	26,033	194	14,764
Maine	514	17	1	29	3,440	110	2,816
South Dakota	875	58	1	127	7,163	98	6,190
West Virginia	810	63	0	N/A	3,505	95	2,600
Idaho	5,538	487	0	0	8,539	94	2,907
North Dakota	401	49	4	63	3,898	84	3,413
Vermont	159	3	0	17	1,254	56	1,039
Montana	588	78	0	38	1,327	23	716
Wyoming	417	36	0	40	1,711	20	1,274
Hawaii	255	41	0	16	1,071	19	797
Alaska	607	18	1	8	1,184	17	560

N/A values are due to revisions in reporting

48% of all reported US deaths are in
New York, New Jersey, Massachusetts, and Illinois

Sorted by Raw Total Deaths

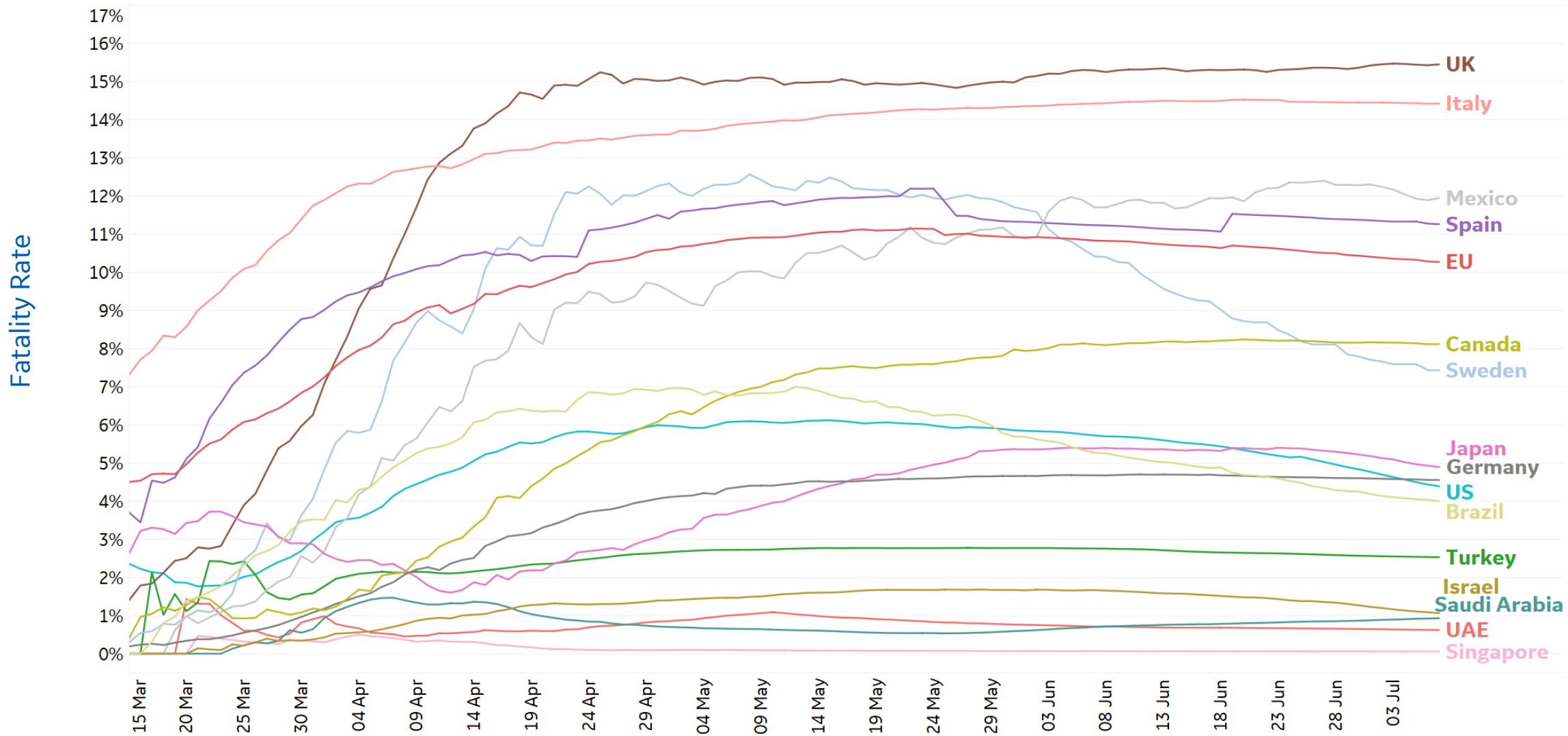


Fatality Rate in Select Countries



Deaths / Confirmed Cases

Since 15 Mar 2020



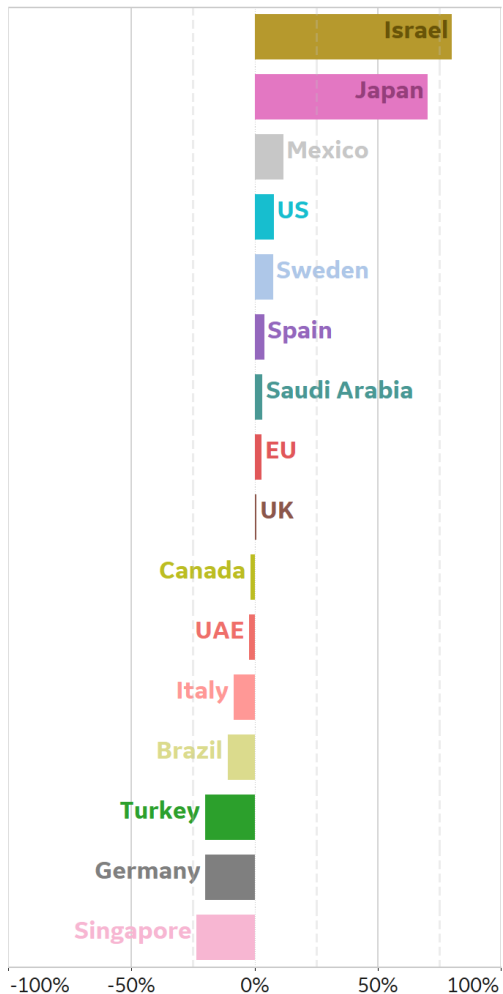


% Change in Case Volume in Select Countries

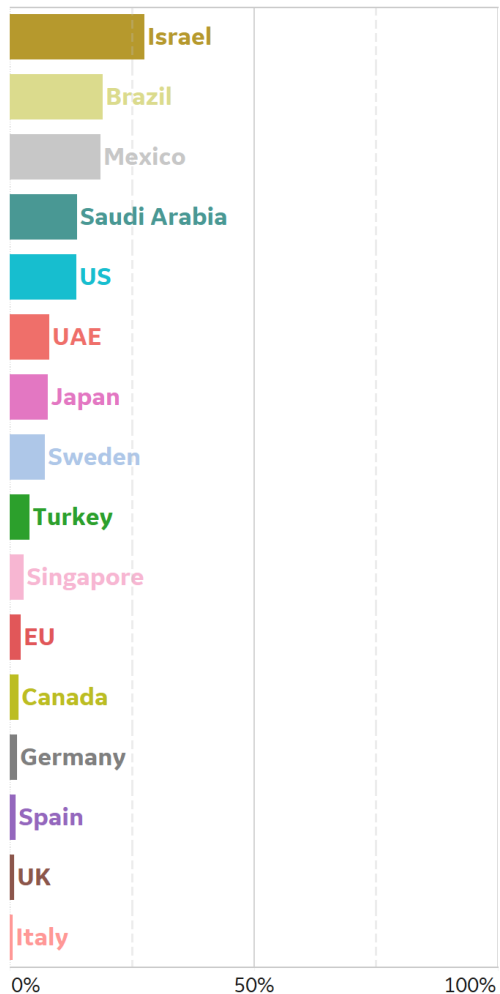


Over Previous 7 days

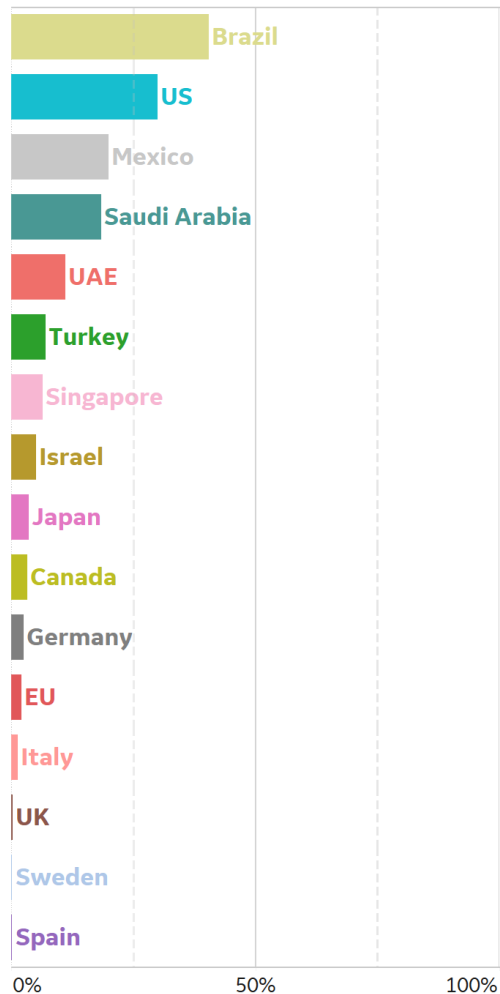
Active Cases



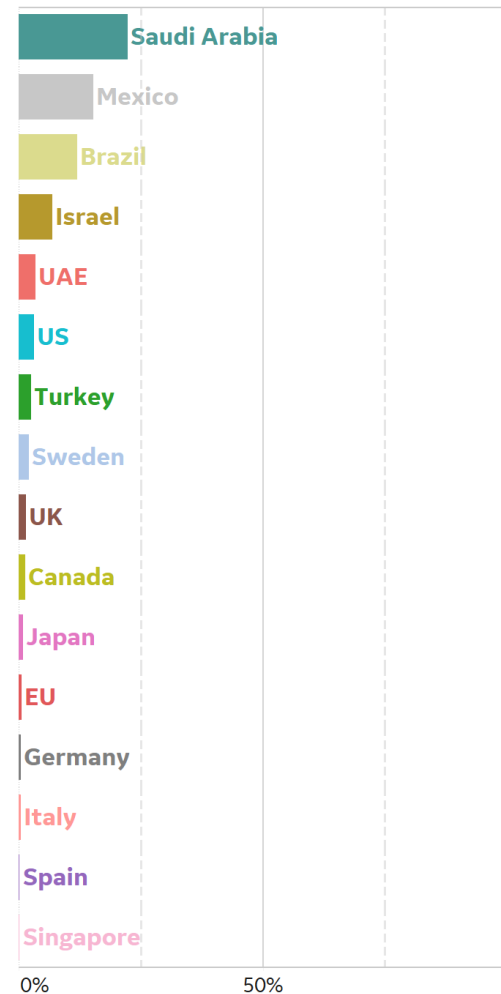
Confirmed Cases



Reported Recoveries



Reported Deaths



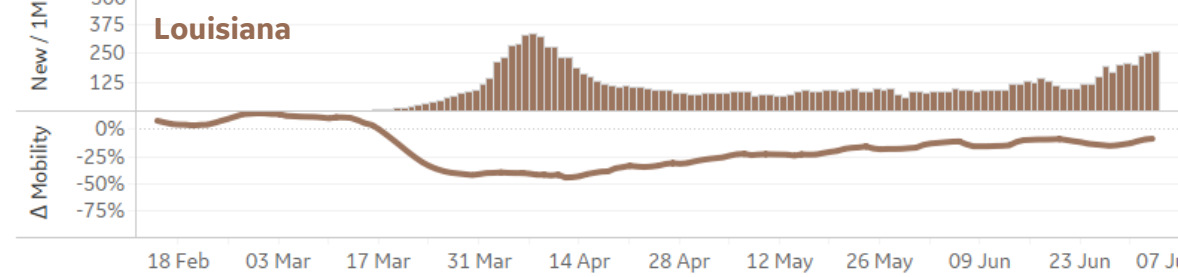
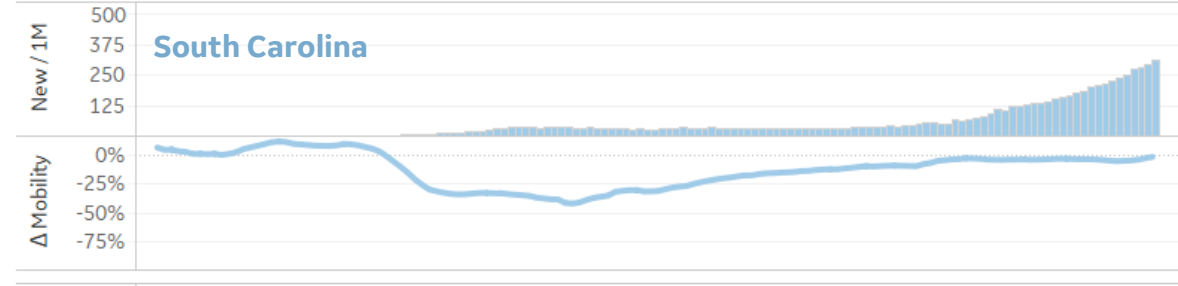
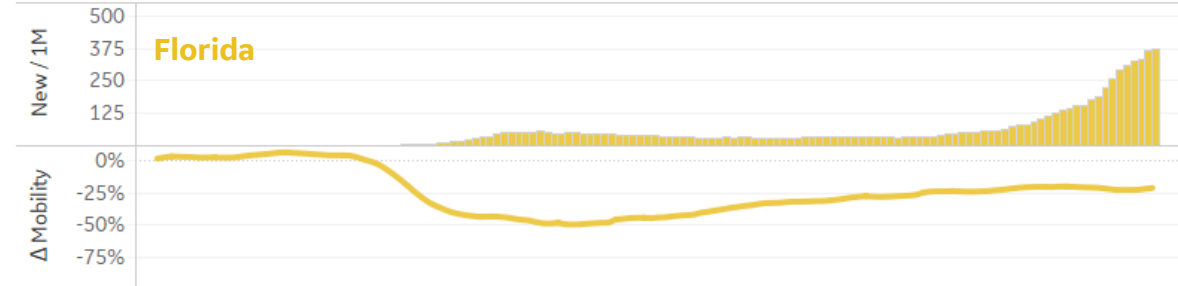
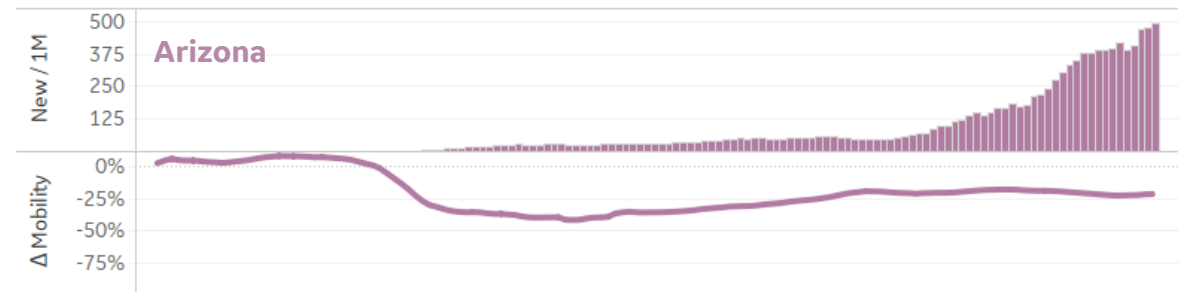
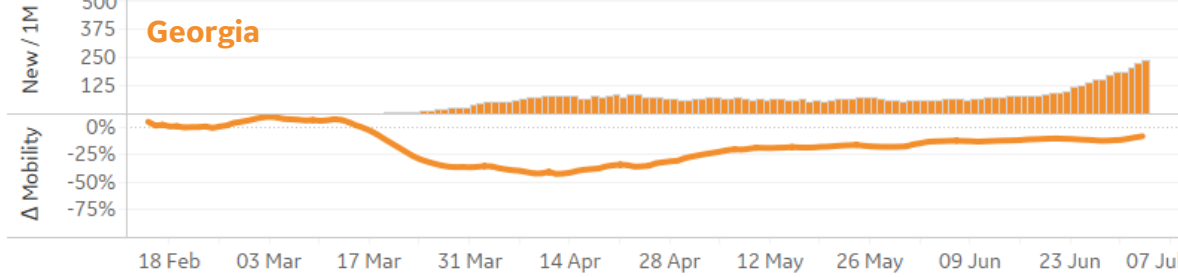
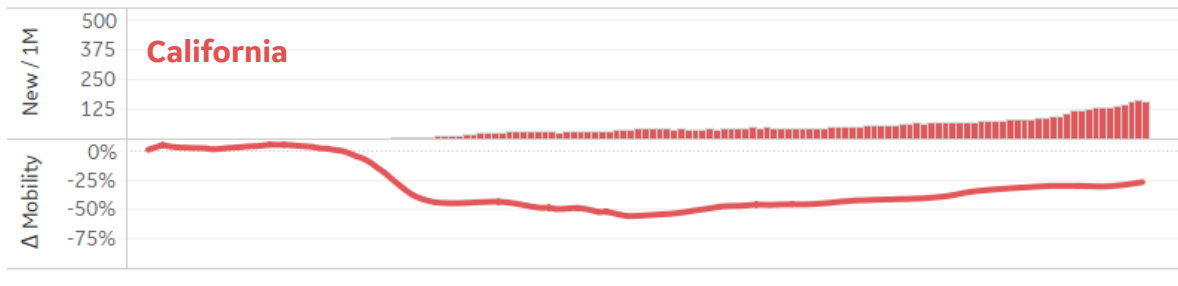
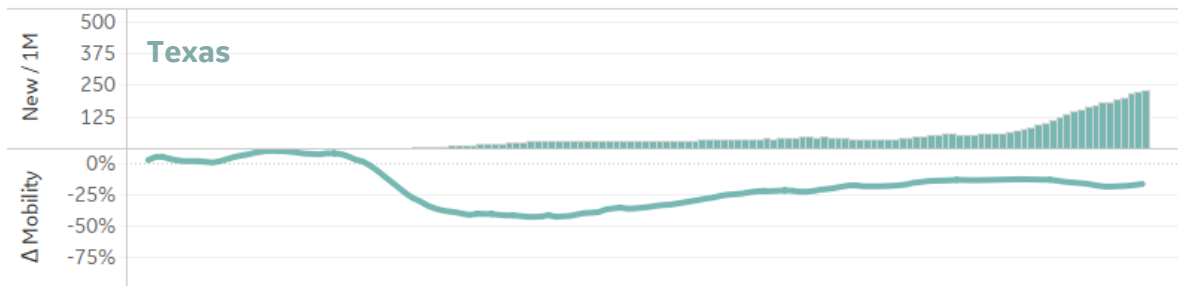
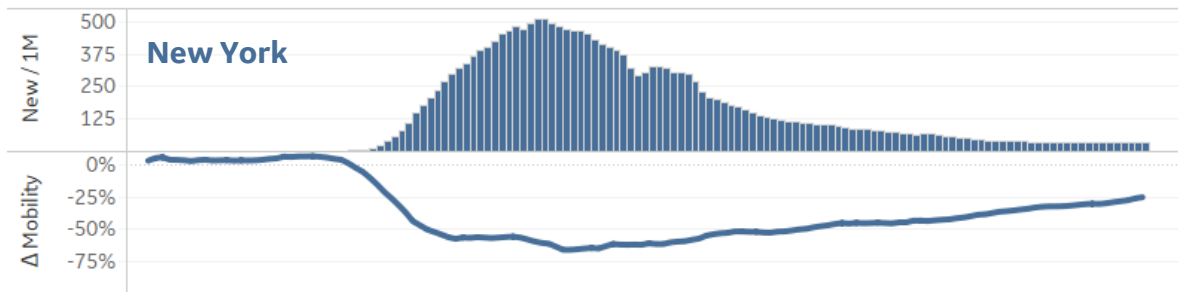


Feature: Mobility in Select US States



New / 1M = New confirmed cases / 1M, 7-day rolling avg

Δ Mobility = % Change in Retail and Recreational Mobility, compared to Jan 2020 Baseline (**Source:** Google Maps Mobility Data)



18 Feb 03 Mar 17 Mar 31 Mar 14 Apr 28 Apr 12 May 26 May 09 Jun 23 Jun 07 Jul

18 Feb 03 Mar 17 Mar 31 Mar 14 Apr 28 Apr 12 May 26 May 09 Jun 23 Jun 07 Jul

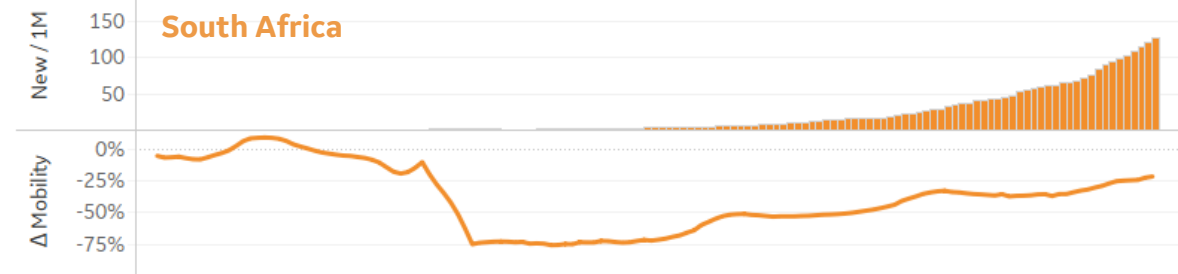
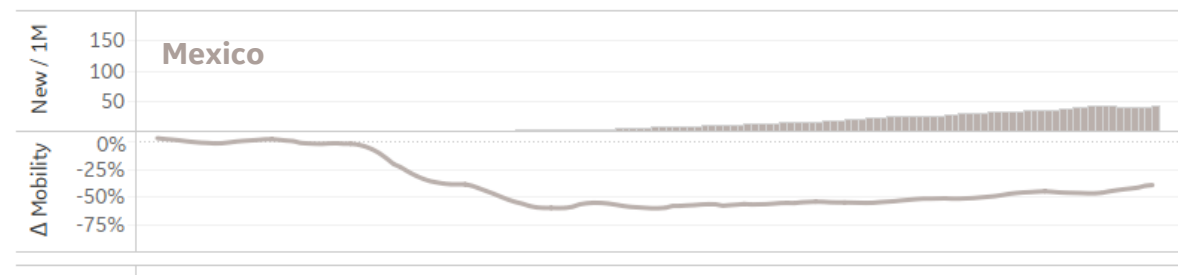
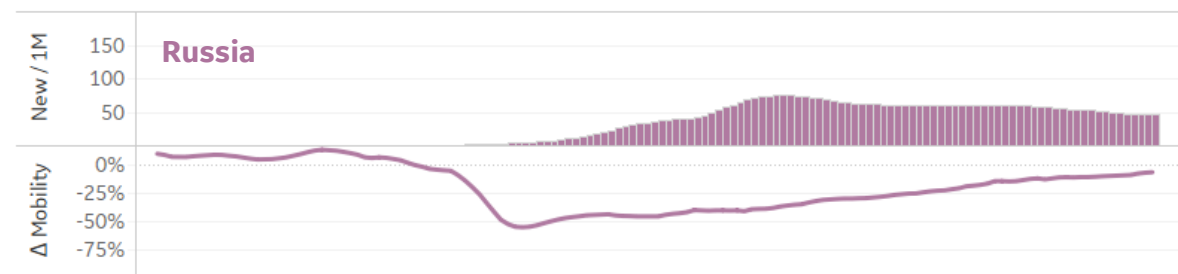
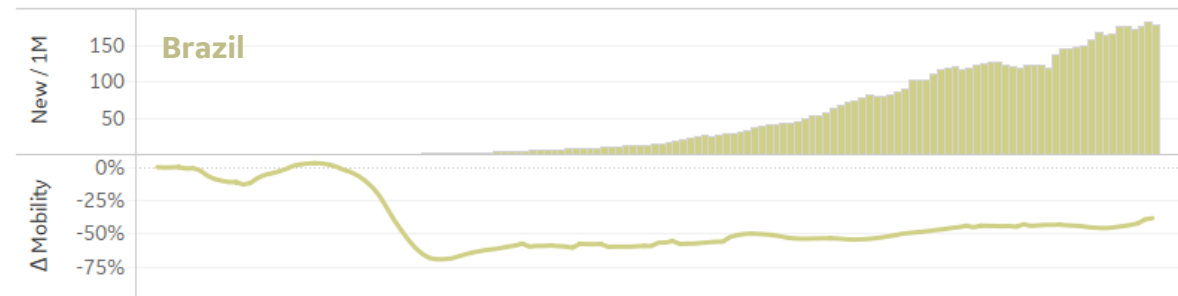
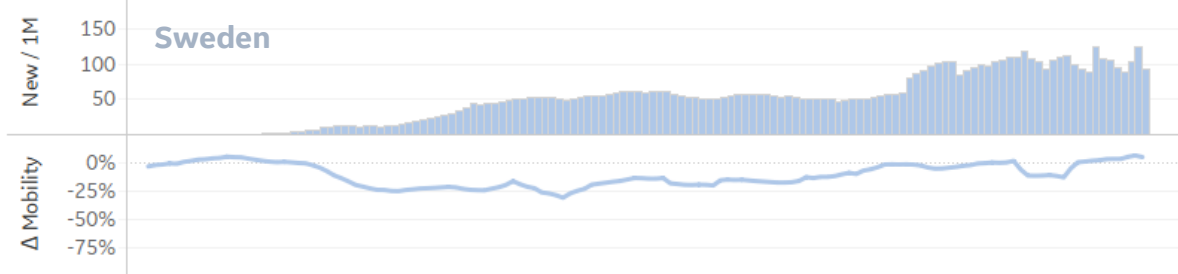
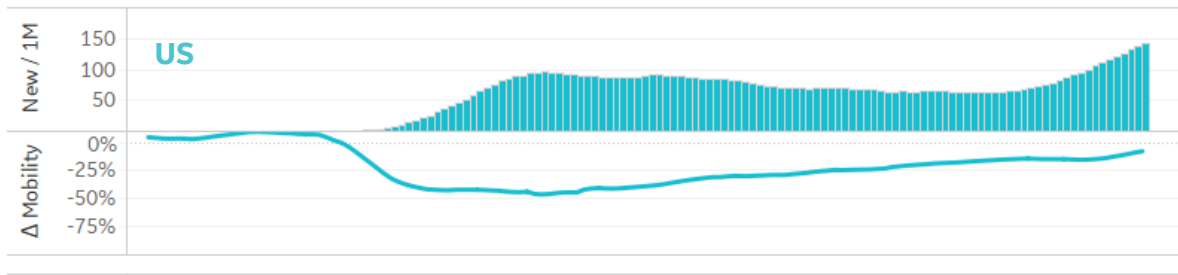
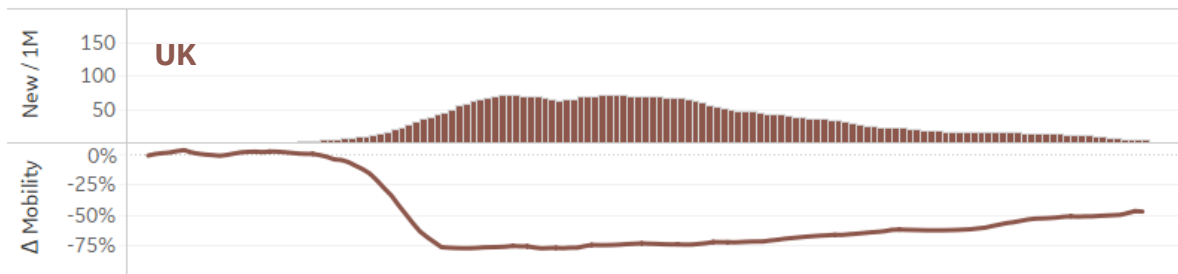
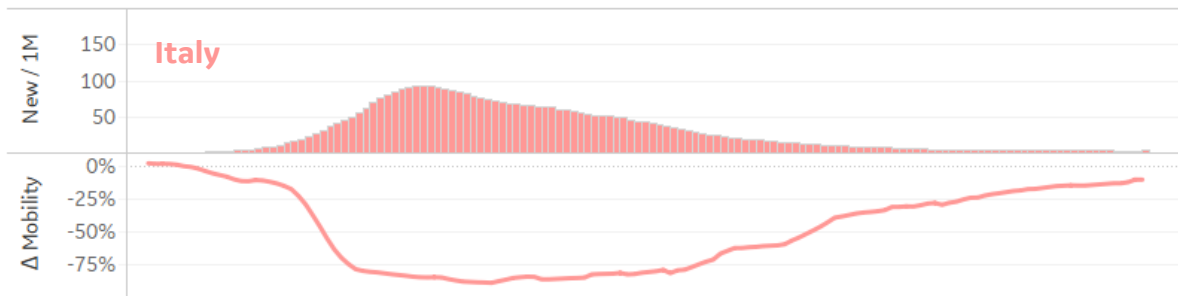


Feature: Mobility in Select Countries



New / 1M = New confirmed cases / 1M, 7-day rolling avg

Δ Mobility = % Change in Retail and Recreational Mobility, compared to Jan 2020 Baseline (**Source:** Google Maps Mobility Data)



18 Feb 03 Mar 17 Mar 31 Mar 14 Apr 28 Apr 12 May 26 May 09 Jun 23 Jun 07 Jul

18 Feb 03 Mar 17 Mar 31 Mar 14 Apr 28 Apr 12 May 26 May 09 Jun 23 Jun 07 Jul

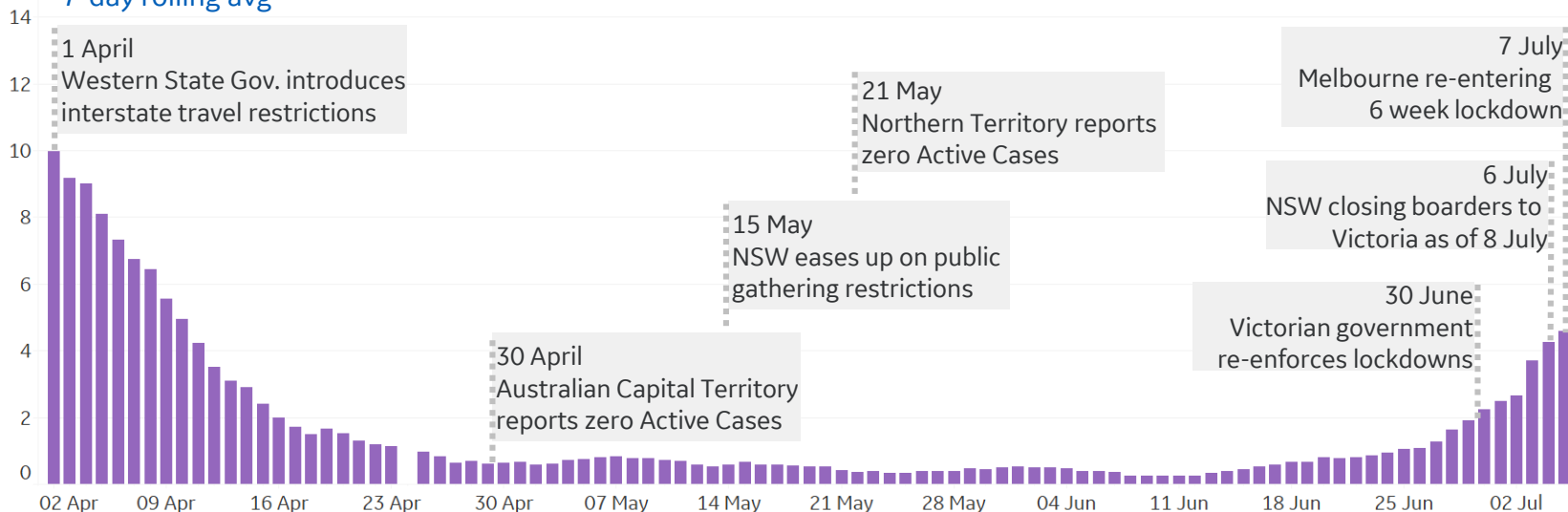


Feature: Australia



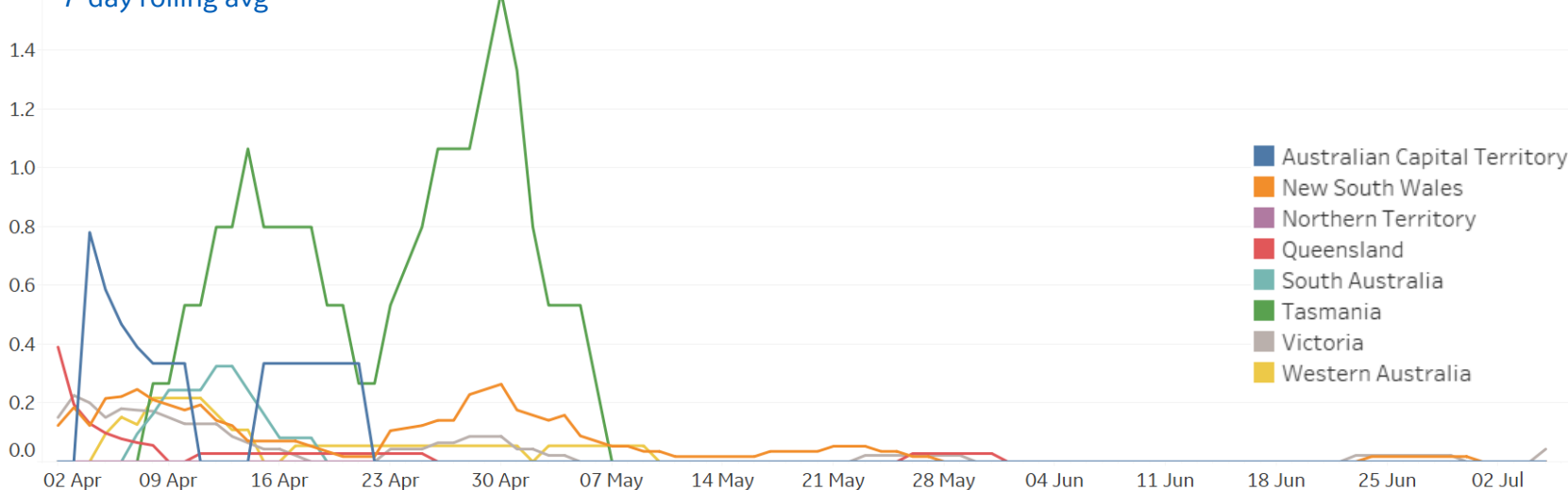
New Confirmed Cases / 1M

7-day rolling avg



Daily New Deaths / 1M

7-day rolling avg

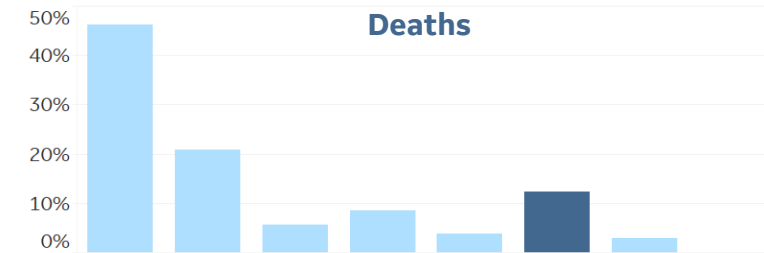


State Profiles

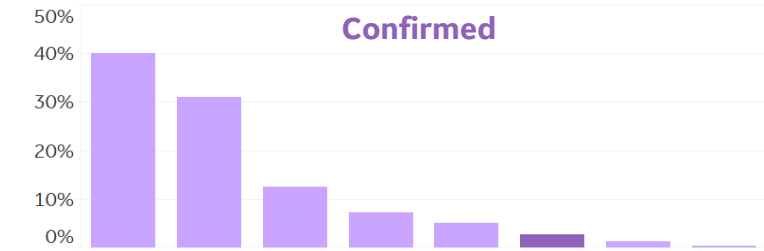
While **Tasmania** accounts for only **2%** of Australia's population and **2%** of the country's Confirmed Cases, this state makes up **12%** of reported deaths.

Tasmania reportedly has the highest median age of all Australian states and territories of 42 years old, versus a median age of 37 across the entire country.

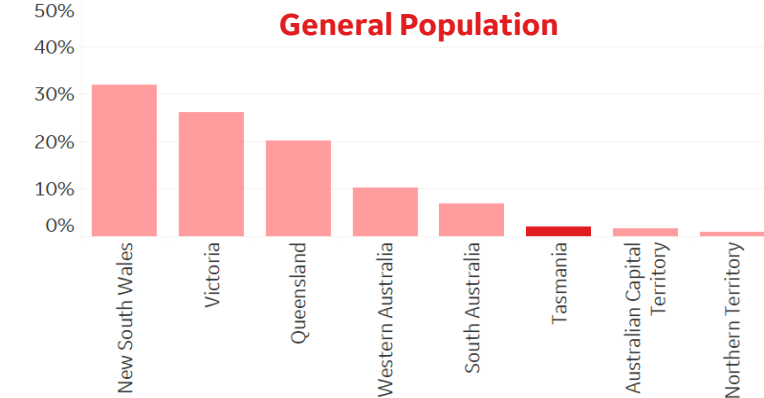
Deaths



Confirmed



General Population

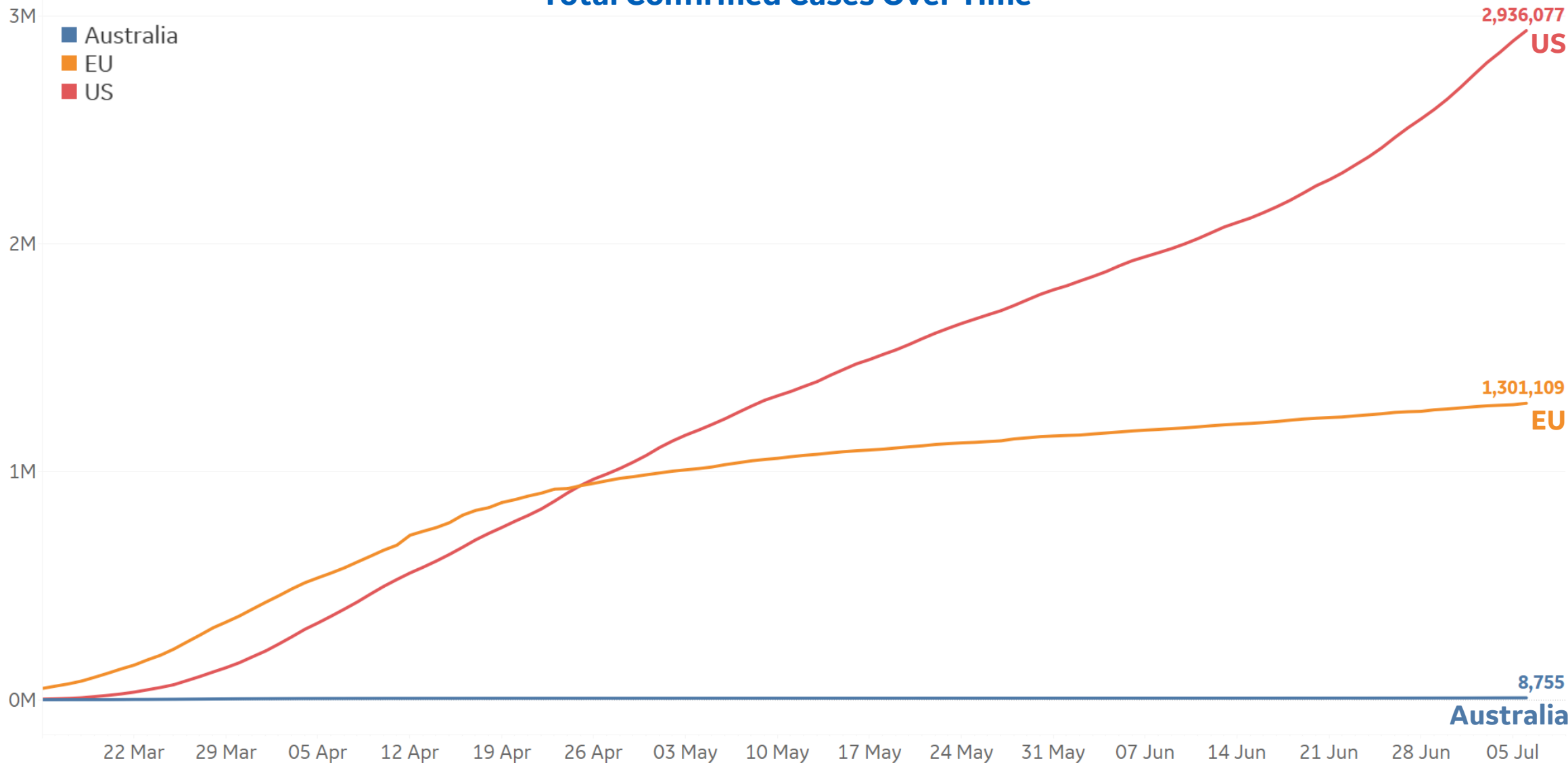




Feature: Australia



Total Confirmed Cases Over Time





Europe & Middle East



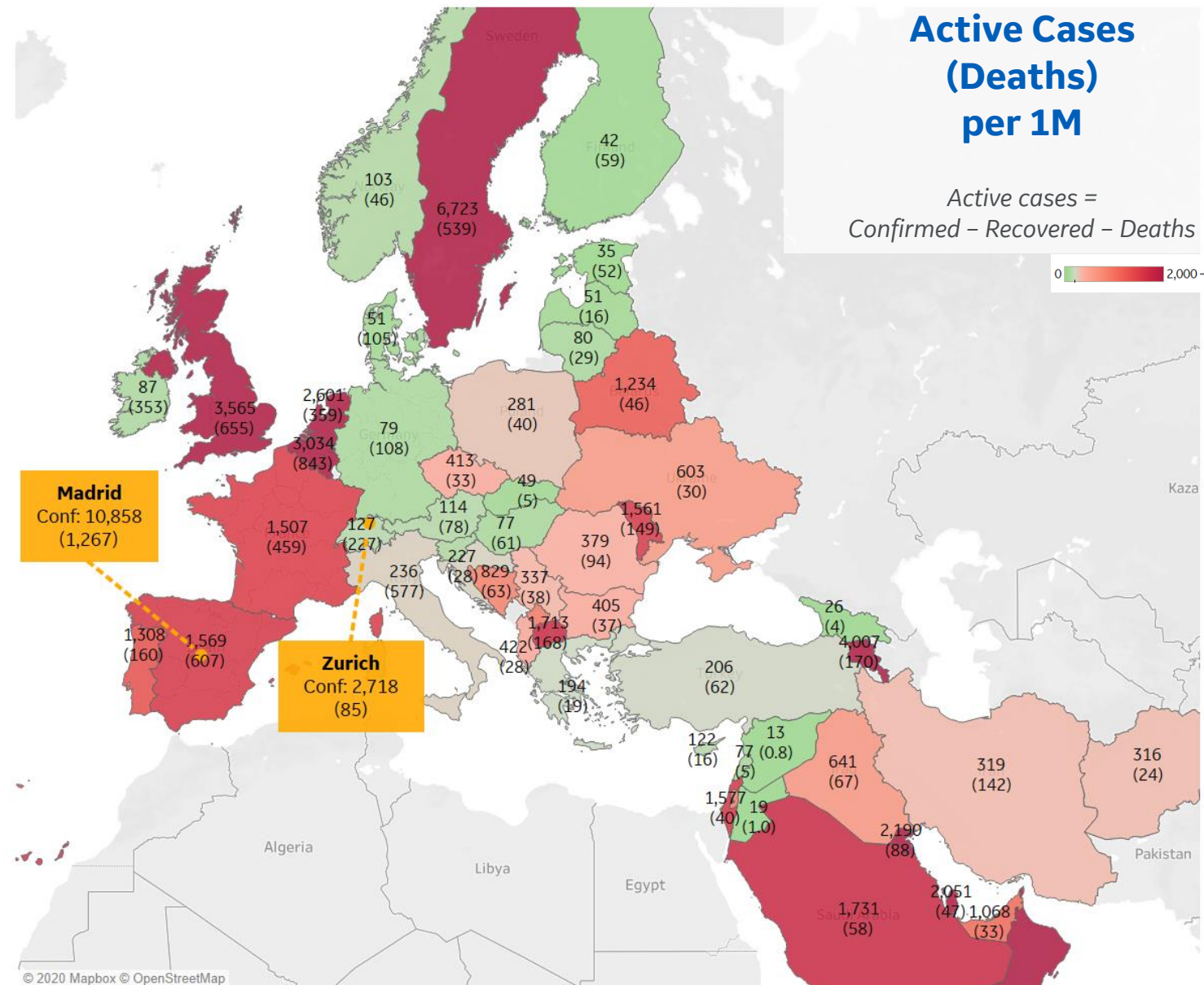
Per 1M in Region

	Today	Change
Active Cases	941	+0.0%
Confirmed	22 new	+1%
Deaths	1 new	+0.4%
Recovered	23 new	+1%

Most Active Cases per 1M

Sweden	6,723
Armenia	4,007
UK	3,565
Oman	3,480
Belgium	3,034
Bahrain	2,735
Netherlands	2,601
Kuwait	2,190
Qatar	2,051
Saudi Arabia	1,731

* Excludes regions with population < 1M





Per 1M in Region

	Today	Change
Active Cases	3,329	+0.2%
Confirmed	8 new	+0.2%
Deaths	2 new	+0.34%
Recovered	0 new	+0%

Most Active Cases per 1M

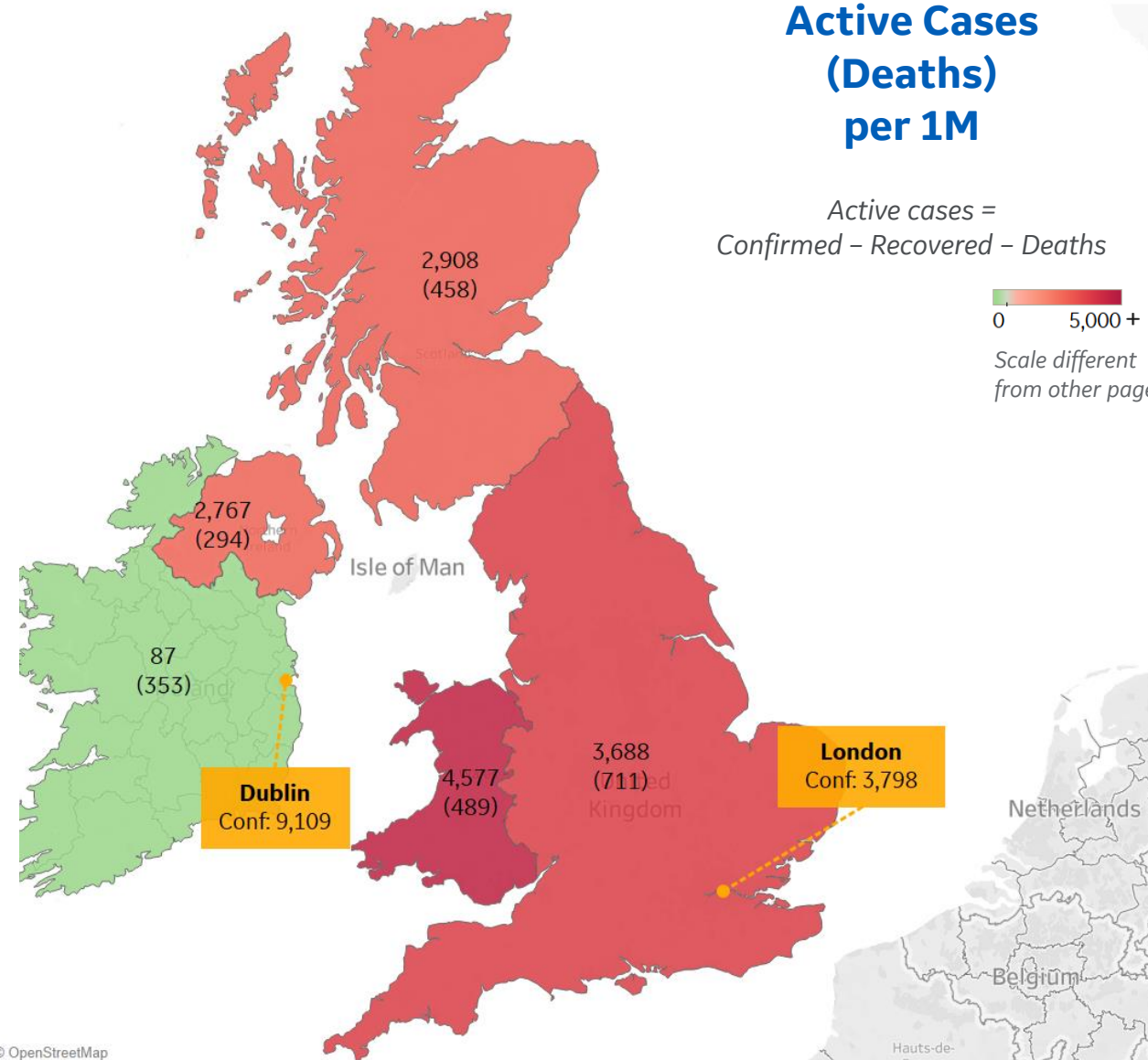
Wales	4,577
England	3,688
Scotland	2,908
Northern Ireland	2,767
Ireland	87

Active Cases (Deaths) per 1M

Active cases =
Confirmed - Recovered - Deaths

0 5,000+

Scale different
from other pages



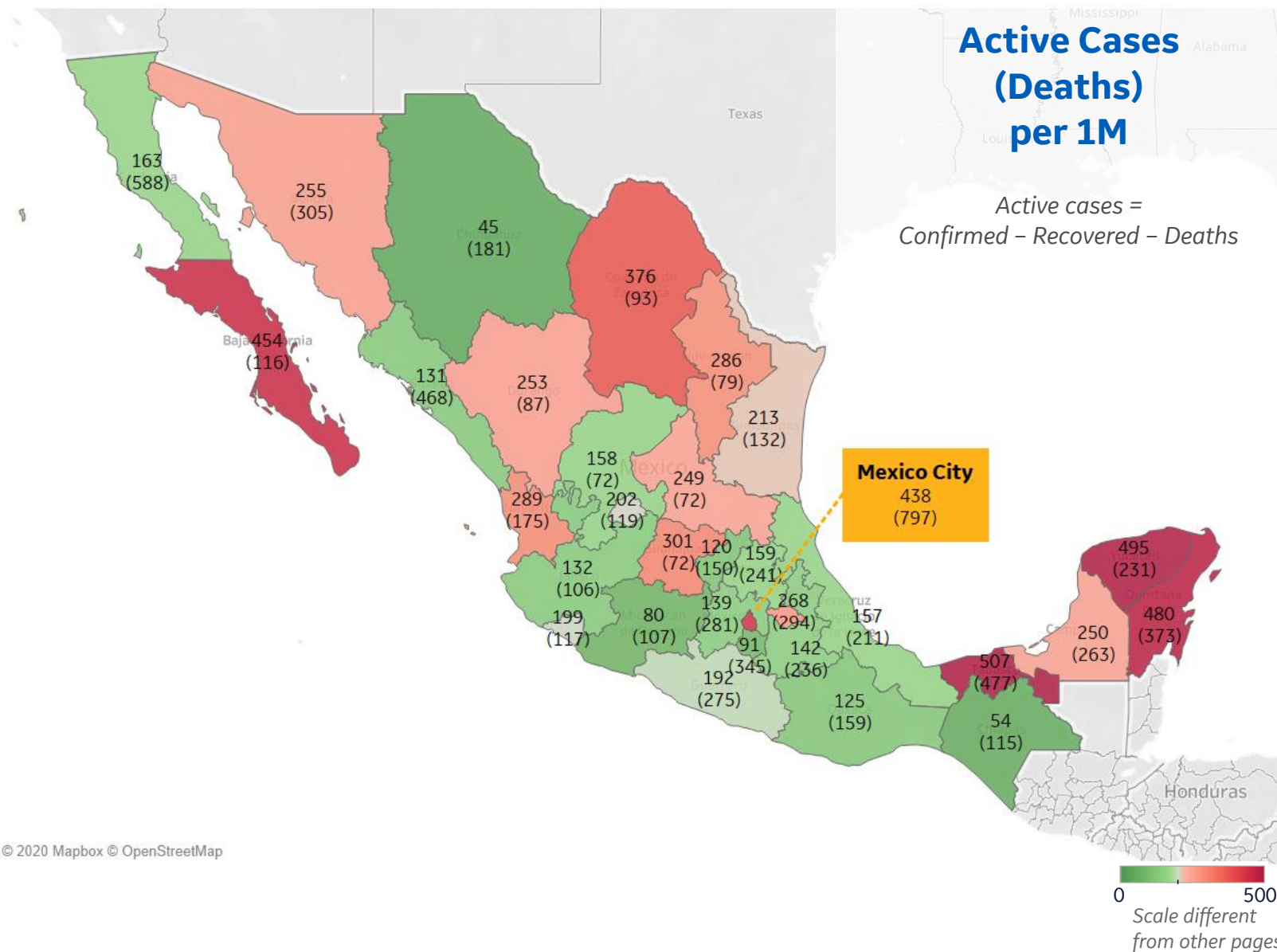


Per 1M in Region

	Today	Change
Active Cases	206	+3%
Confirmed	49 new	+2%
Deaths	7 new	+3%
Recovered	35 new	+2%

Most Active Cases per 1M

Tabasco	507
Yucatan	495
Quintana Roo	480
Baja California Sur	454
Distrito Federal	438
Coahuila	376
Guanajuato	301
Nayarit	289
Nuevo Leon	286
Tlaxcala	268



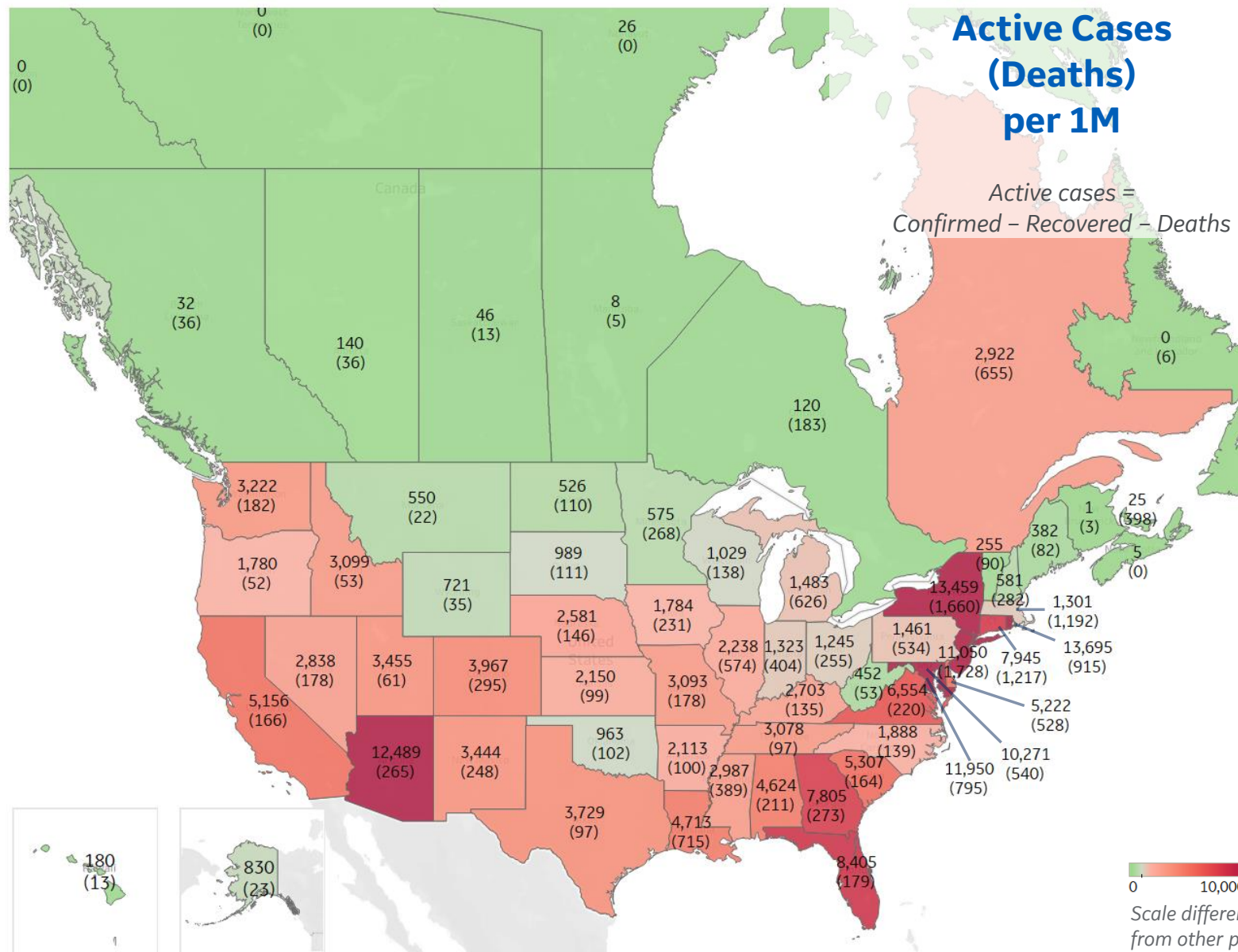


Per 1M in Region

	Today	Change
Active Cases	5,304	+2%
Confirmed	163 new	+2%
Deaths	3 new	+0.9%
Recovered	34 new	+1%

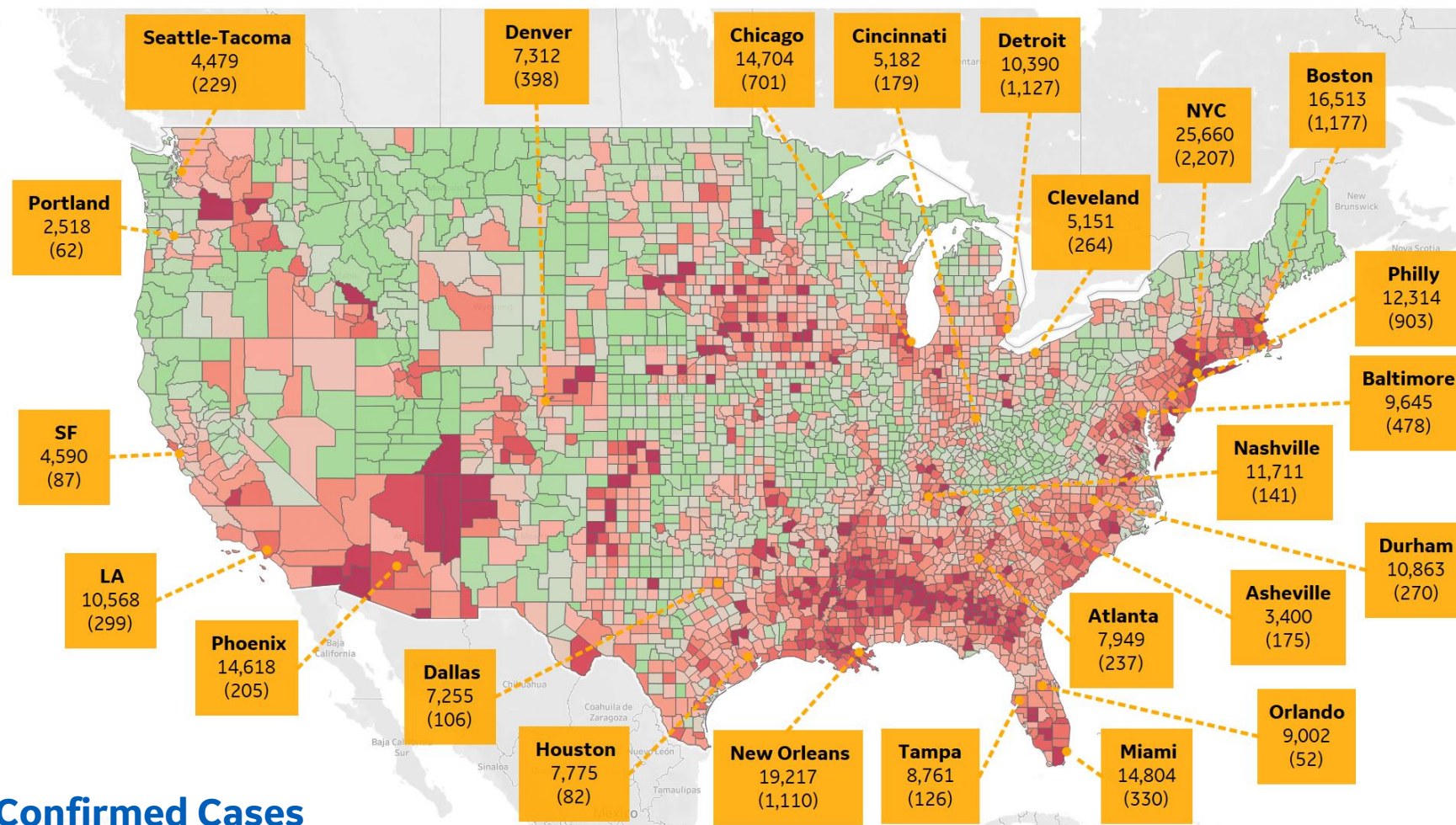
Most Active Cases per 1M

Rhode Island	13,695
New York	13,459
Arizona	12,489
DC	11,950
New Jersey	11,050
Maryland	10,271
Florida	8,405
Connecticut	7,945
Georgia	7,805
Virginia	6,554



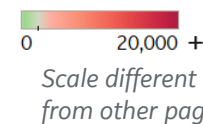


US by County & Metro, Total to Date



Confirmed Cases
(Deaths)
per 1M

Each box reports data for the Metropolitan Statistical Area of the major city listed



Top 10 Northeast Counties

Total Confirmed Cases / 1M

Rockland County, NY	41,954
Westchester County, NY	36,285
Passaic County, NJ	33,824
Nassau County, NY	31,017
Union County, NJ	29,568
Hudson County, NJ	28,281
Suffolk County, NY	28,261
Orange County, NY	28,051
New York City*	26,088
Suffolk County, MA	24,938

Top 10 Other US Counties

Total Confirmed Cases / 1M

Yakima County, WA	30,677
Jefferson Parish, LA	23,751
Prince George's County, MD	21,095
Orleans Parish, LA	21,033
Miami-Dade County, FL	18,792
Cook County, IL	18,068
Prince William County, VA	16,239
District of Columbia, DC	14,976
Kane County, IL	14,855
Montgomery County, MD	14,592

Note: Includes counties ≥ 250K population

* New York City counties aggregated into one reporting area



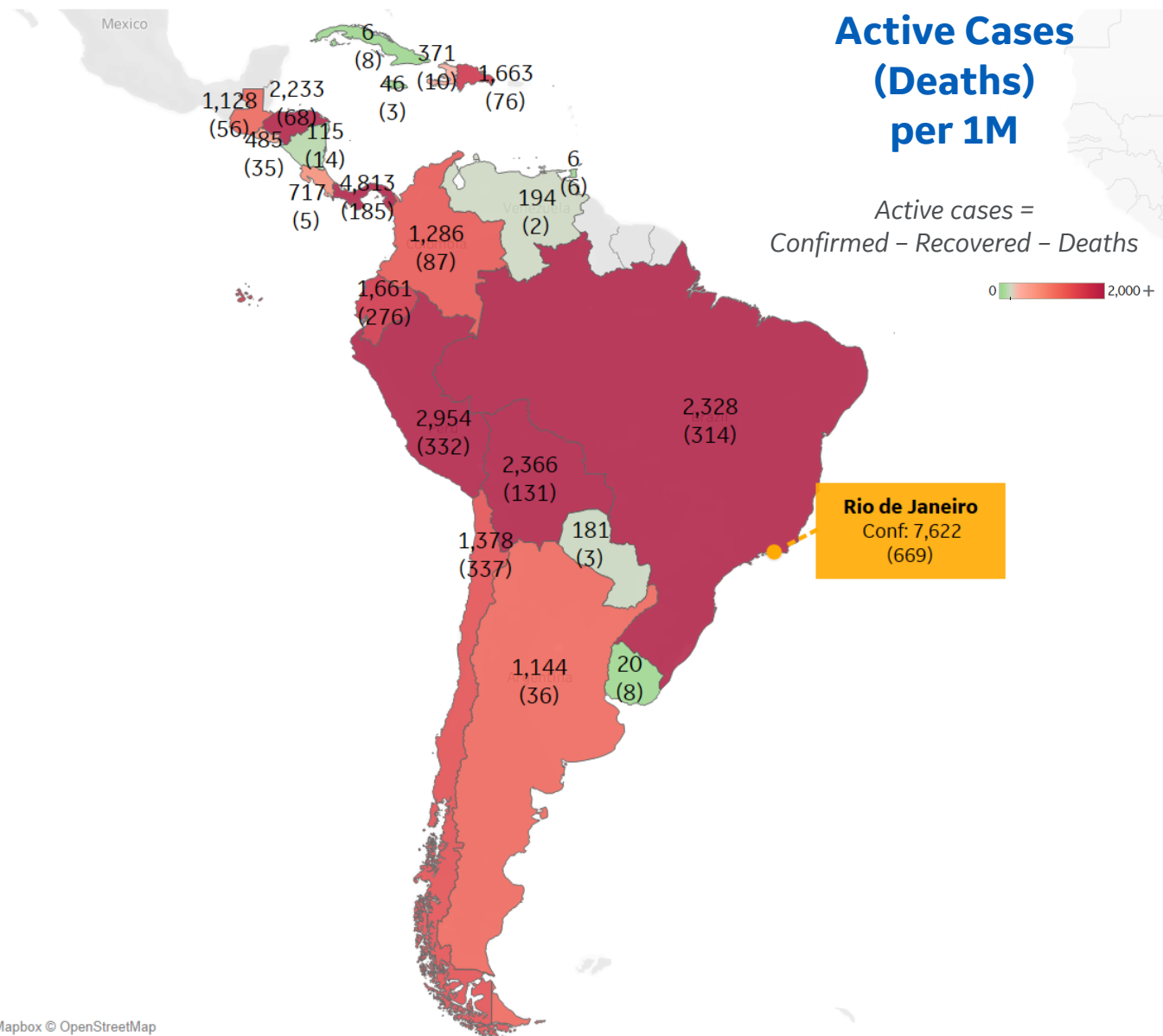
Per 1M in Region

	Today	Change
Active Cases	1,716	+0%
Confirmed	121 new	+2%
Deaths	4 new	+2%
Recovered	112 new	+3%

Most Active Cases per 1M

Panama	4,813
Peru	2,954
Bolivia	2,366
Brazil	2,328
Honduras	2,233
Dom. Rep.	1,663
Ecuador	1,661
Chile	1,378
Colombia	1,286
Argentina	1,144

* Excludes regions with population < 1M





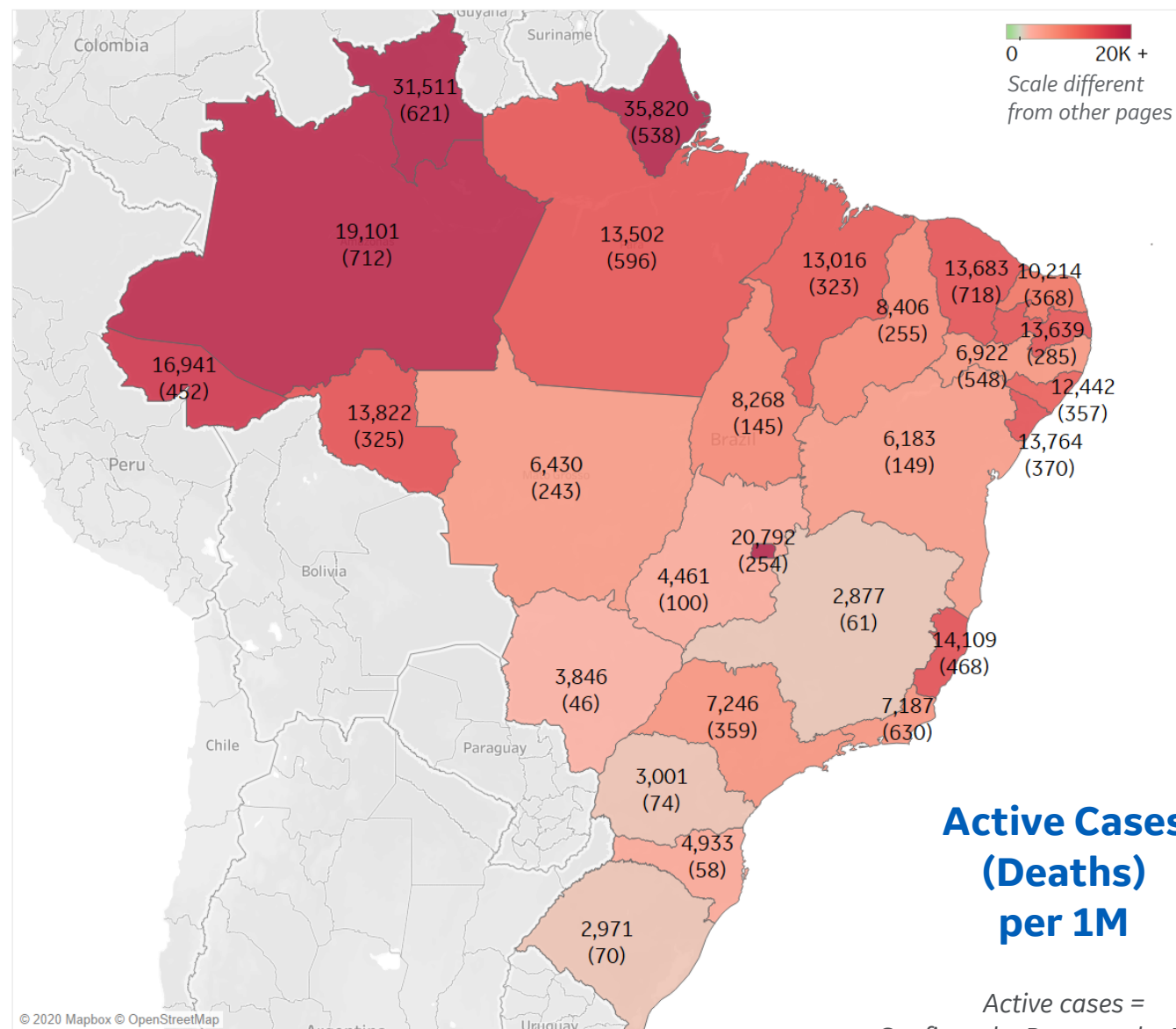
Per 1M in Region

	Today	Change
Active Cases	2,328	-3%
Confirmed	213 new	+3%
Deaths	6 new	+2%
Recovered	209 new	+4%

Most Active Cases per 1M

Distrito Federal	20,792
Amazonas	19,101
Espírito Santo	14,109
Rondônia	13,822
Sergipe	13,764
Ceará	13,683
Paraíba	13,639
Pará	13,502
Maranhão	13,016
Alagoas	12,442

* Excludes regions with population < 1M



Active Cases (Deaths) per 1M

Active cases =
Confirmed - Recovered - Deaths



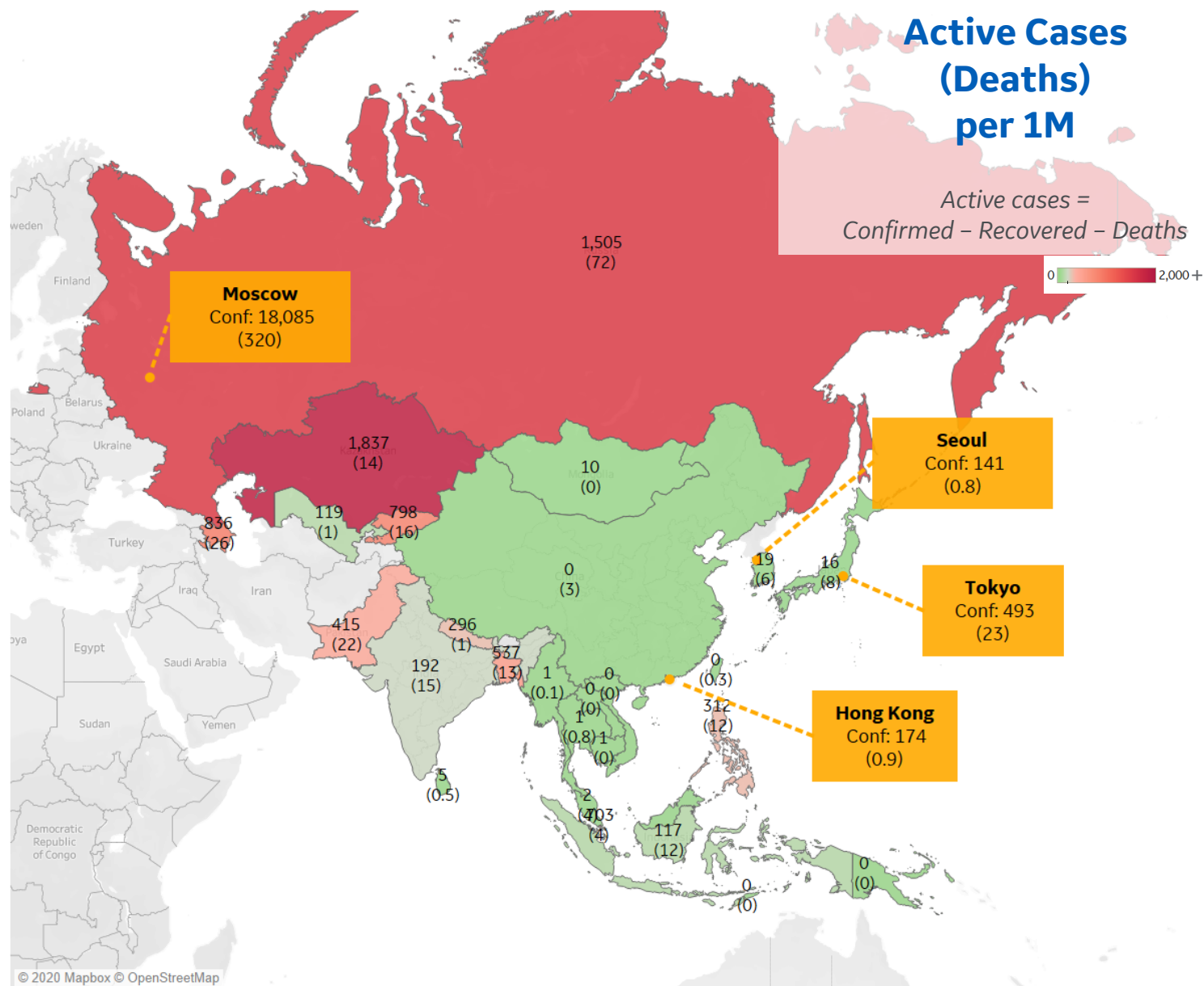
Per 1M in Region

	Today	Change
Active Cases	184	+0%
Confirmed	9 new	+2%
Deaths	0.2 new	+2%
Recovered	8 new	+3%

Most Active Cases per 1M

Kazakhstan	1,837
Russia	1,505
Azerbaijan	836
Kyrgyzstan	798
Singapore	703
Bangladesh	537
Pakistan	415
Philippines	312
Nepal	296
India	192

* Excludes regions with population < 1M





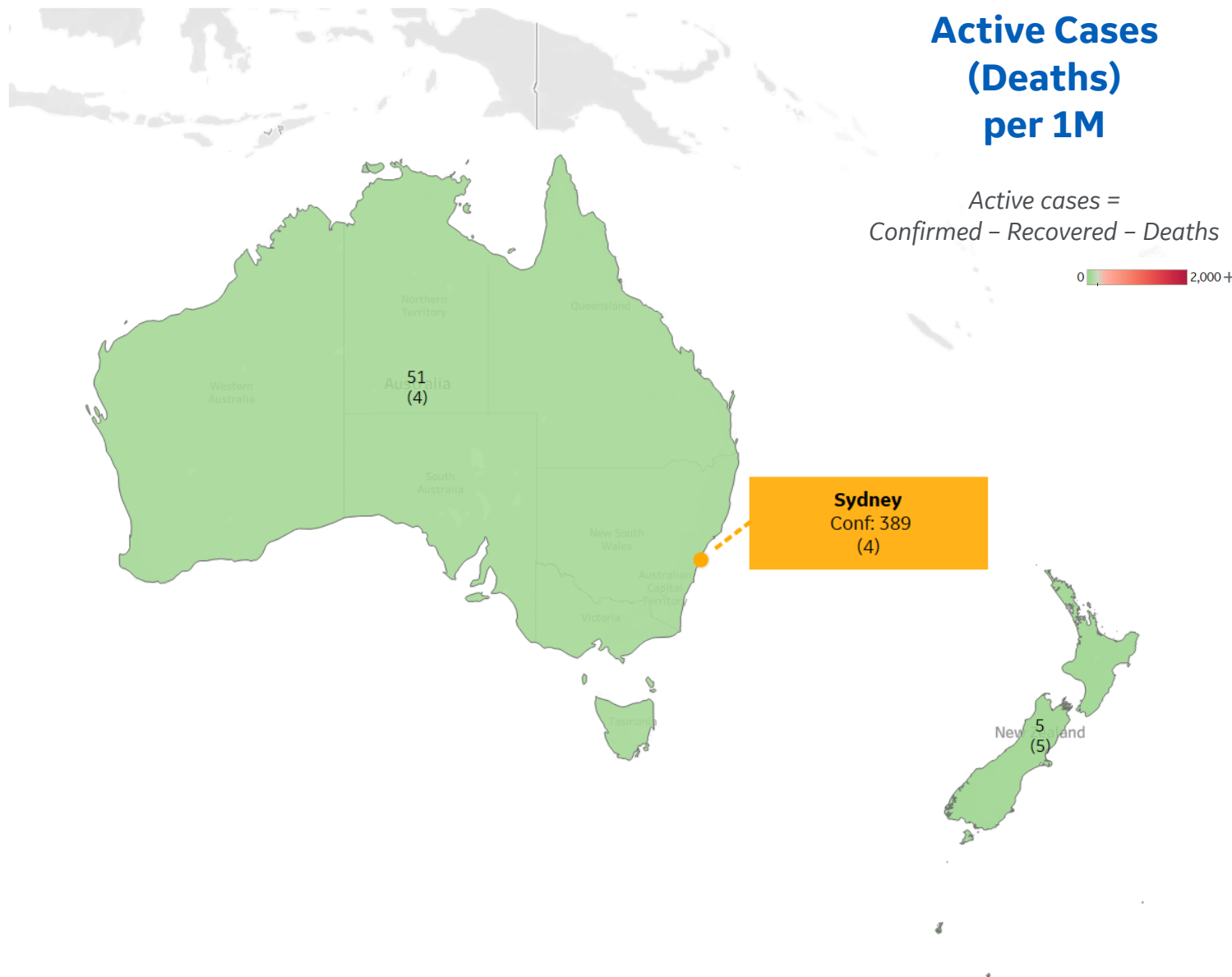
Per 1M in Region

	Today	Change
Active Cases	42	+8%
Confirmed	4 new	+1.3%
Deaths	0 new	+0%
Recovered	1 new	+0.3%

Most Active Cases per 1M

Australia	51
New Zealand	5

* Excludes regions with population < 1M





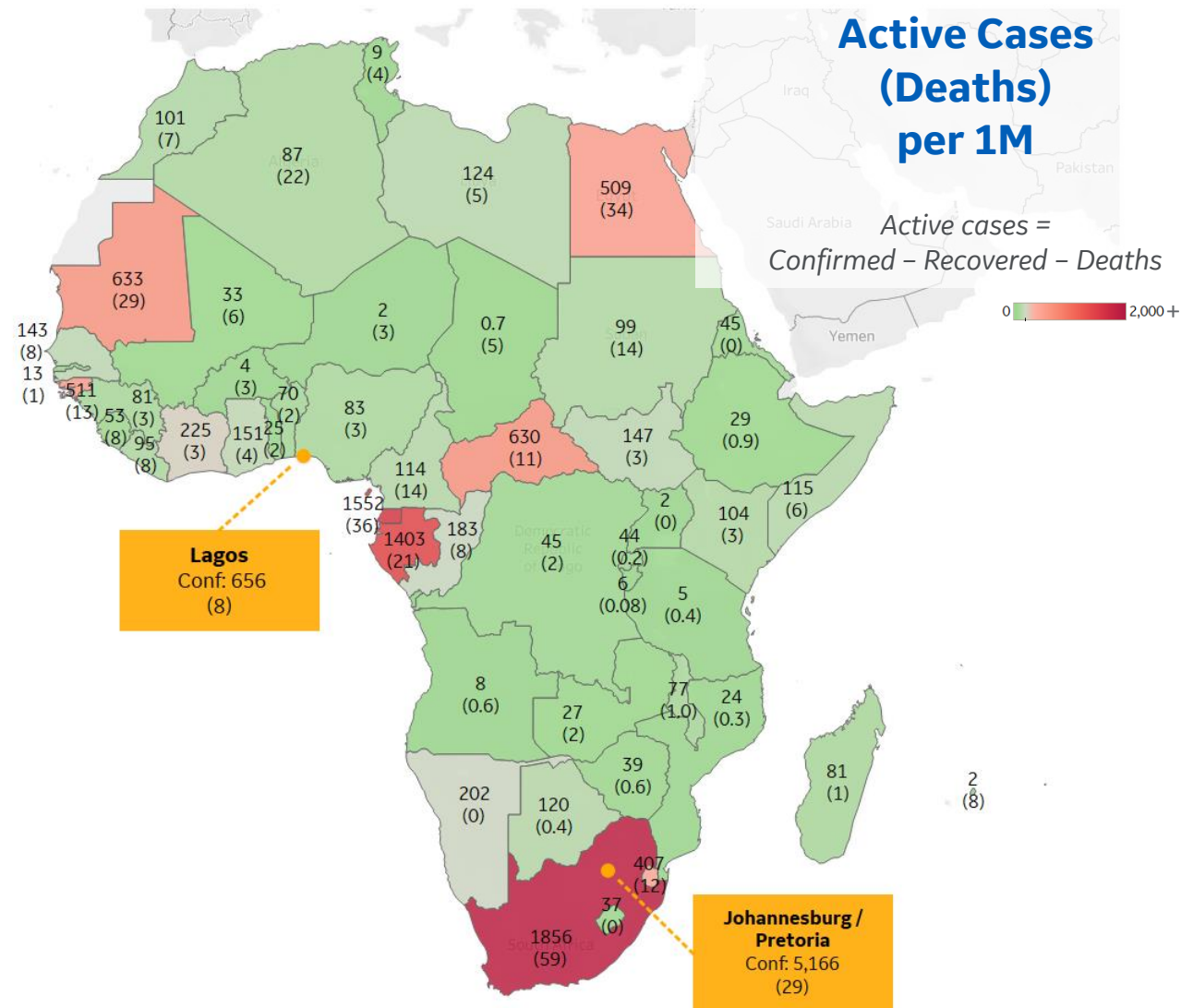
Per 1M in Region

	Today	Change
Active Cases	188	+3%
Confirmed	13 new	+4%
Deaths	0.3 new	+3%
Recovered	7 new	+4%

Most Active Cases per 1M

South Africa	1,856
Eq. Guinea	1,552
Gabon	1,403
Mauritania	633
Central African R..	630
Guinea-Bissau	511
Egypt	509
Eswatini	407
Cote d'Ivoire	225
Namibia	202

* Excludes regions with population < 1M





** Per 1M = Per 1 Million Population unless otherwise noted

Johns Hopkins Coronavirus Resource Center:

<https://coronavirus.jhu.edu/map.html>

Worldometer Coronavirus Reporting:

<https://www.worldometers.info/coronavirus/>

Public Health England:

<https://www.gov.uk/government/publications/covid-19-track-coronavirus-cases>

US Department of Homeland Security, Homeland Infrastructure Foundation-Level Data:

<https://hifld-geoplatform.opendata.arcgis.com/datasets/hospitals>

City of New York, NYC Health:

<https://www1.nyc.gov/site/doh/covid/covid-19-data.page>

Chicago Coronavirus Latest Data:

<https://www.chicago.gov/city/en/sites/covid-19/home/latest-data.html>

National Health Commission of the PRC:

<http://www.nhc.gov.cn/xcs/yqtb/202003/bf66696029ba420098164607240074f8.shtml>

Korean Centers for Disease Control and Prevention:

http://www.cdc.go.kr/cdc_eng/

CDC, Severe Outcomes Among Patients with Coronavirus Disease 2019 (COVID-19):

<https://www.cdc.gov/mmwr/volumes/69/wr/mm6912e2.htm>

Italian Department of Civil Protection, COVID Monitoring:

<http://opendatadpc.maps.arcgis.com/apps/opsdashboard/index.html#/b0c68bce2cce478eaac82fe38d4138b1>

The COVID Tracking Project:

<https://covidtracking.com/data/>

UK Office for National Statistics

<https://www.ons.gov.uk/peoplepopulationandcommunity/birthsdeathsandmarriages/deaths/bulletins/deathsregisteredweeklyinenglandandwalesprovisional/weekending24april2020>

WHO Europe, Surveillance Report:

<http://www.euro.who.int/en/health-topics/health-emergencies/coronavirus-covid-19/weekly-surveillance-report>

Australia populations:

<https://www.abs.gov.au/AUSSTATS/abs@.nsf/Latestproducts/3101.0Main%20Features3Dec%202019?opendocument&tabname=Summary&prodno=3101.0&issue=Dec%202019&num=&view=>

Median Age of Population:

<https://www.abs.gov.au/ausstats/abs@.nsf/0/1CD2B1952AFC5E7ACA257298000F2E7E>

WHO Europe, Principles for Transition:

<http://www.euro.who.int/en/media-centre/sections/statements/2020/statement-transition-to-a-new-normal-during-the-covid-19-pandemic-must-be-guided-by-public-health-principles>

COVID-19 Information for Switzerland:

<https://www.corona-data.ch/>

CIA World Factbook:

<https://www.cia.gov/library/publications/resources/the-world-factbook/>

Italian Ministry of Health:

<http://www.salute.gov.it/portale/nuovocoronavirus/dettaglioContenutiNuovoCoronavirus.jsp?lingua=italiano&id=5351&area=nuovoCoronavirus&mnu=vuoto>

New South Wales Government:

<https://www.health.nsw.gov.au/Infectious/diseases/Pages/covid-19-latest.aspx>

Provincial Health Services Authority of Canada. BC Center for Disease Control:

<http://www.bccdc.ca/about/news-stories/stories/2020/information-on-novel-coronavirus>

Coronavirus Cases in Japan by Prefecture, Nippon Communications Foundation:

<https://www.nippon.com/en/japan-data/h00657/coronavirus-cases-in-japan-by-prefecture.html>

Secretary of Health, Mexico:

<https://www.gob.mx/salud/en>

OECD Economic Outlooks, Statistics:

https://www.oecd-ilibrary.org/economics/data/oecd-economic-outlook-statistics-and-projections_eo-data-en

Public Health Authority of Sweden:

<https://www.folkhalsomyndigheten.se/smittykydd-beredskap/utbrott/aktuella-utbrott/covid-19/bekraftade-fall-i-sverige>

National Public Health Agency of France:

<https://www.santepubliquefrance.fr/regions/ile-de-france/documents/bulletin-regional/2020/covid-19-point-epidemiologique-en-ile-de-france-du-23-avril-2020>

Florida Department of Health, COVID-19 Response:

<https://floridahealthcovid19.gov>

CDC:

<https://www.cdc.gov/covid-data-tracker/index.html#demographics>

Johns Hopkins Coronavirus Resource Center:

<https://coronavirus.jhu.edu/map.html>

Google Mobility Data:

<https://www.google.com/covid19/mobility/>