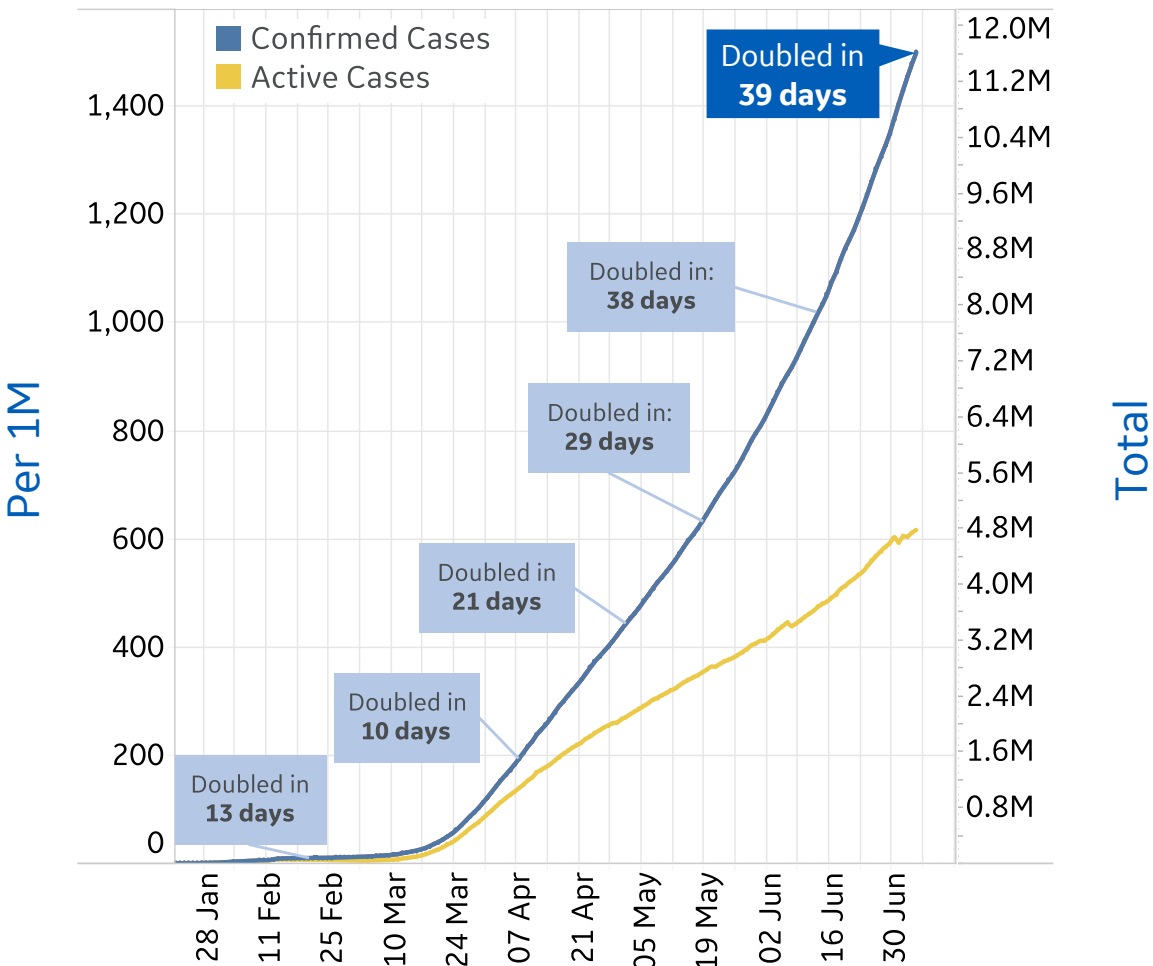




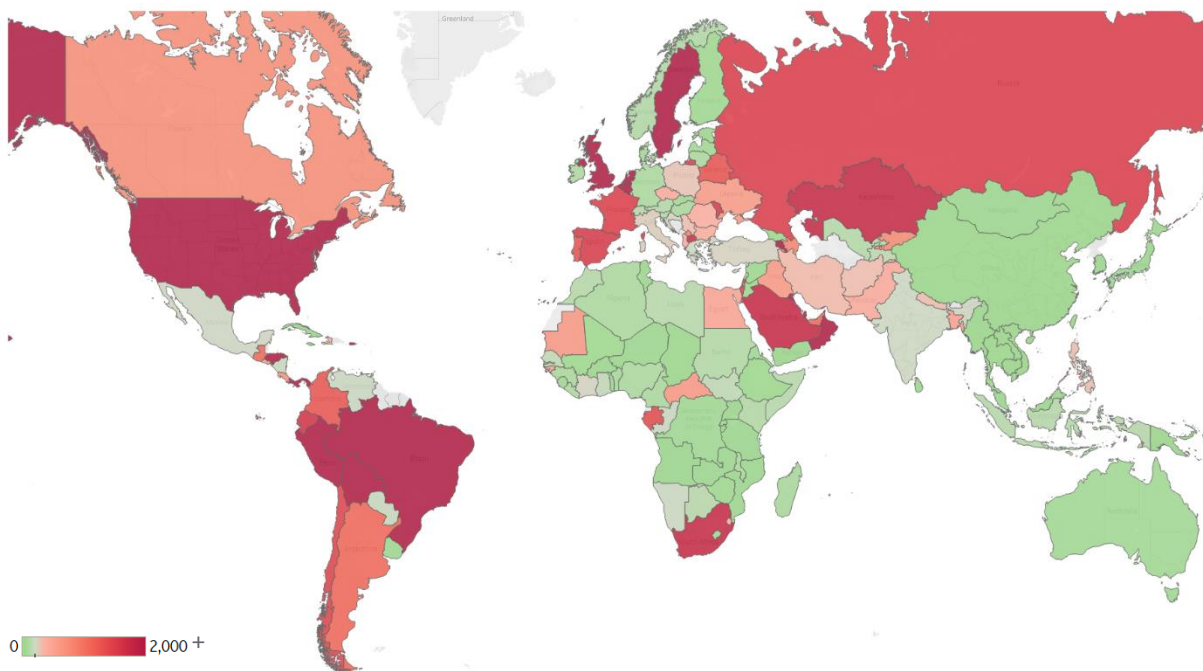
Global Confirmed & Active Cases

Trend since 22 Jan



Today per 1M

Active cases = Confirmed - Recovered - Deaths



Per 1M:	Today		Change
Active Today	617		+1%
Active	5	new	+1%
Confirmed	22	new	+1%
Deaths	0.5	new	+1%
Recovered	16	new	+2%



New Confirmed Cases & New Deaths

Key

North America

Europe

Middle East

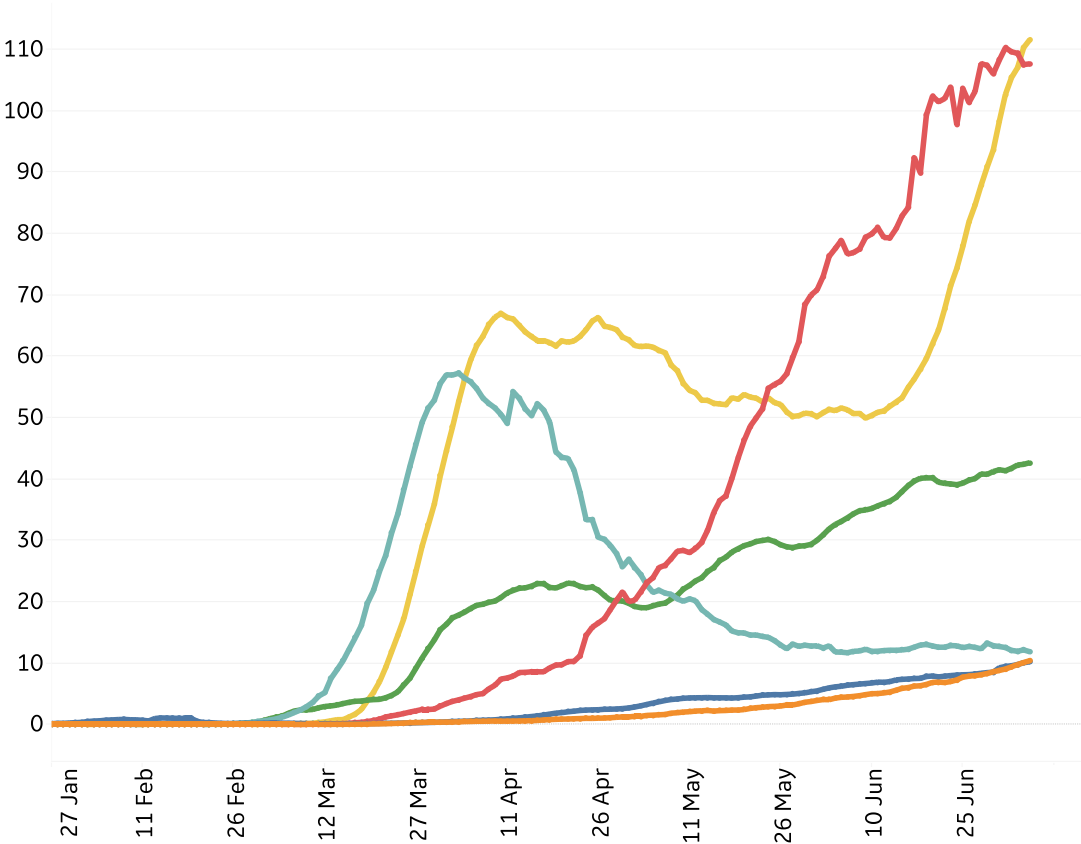
Central/South America

Asia

Africa

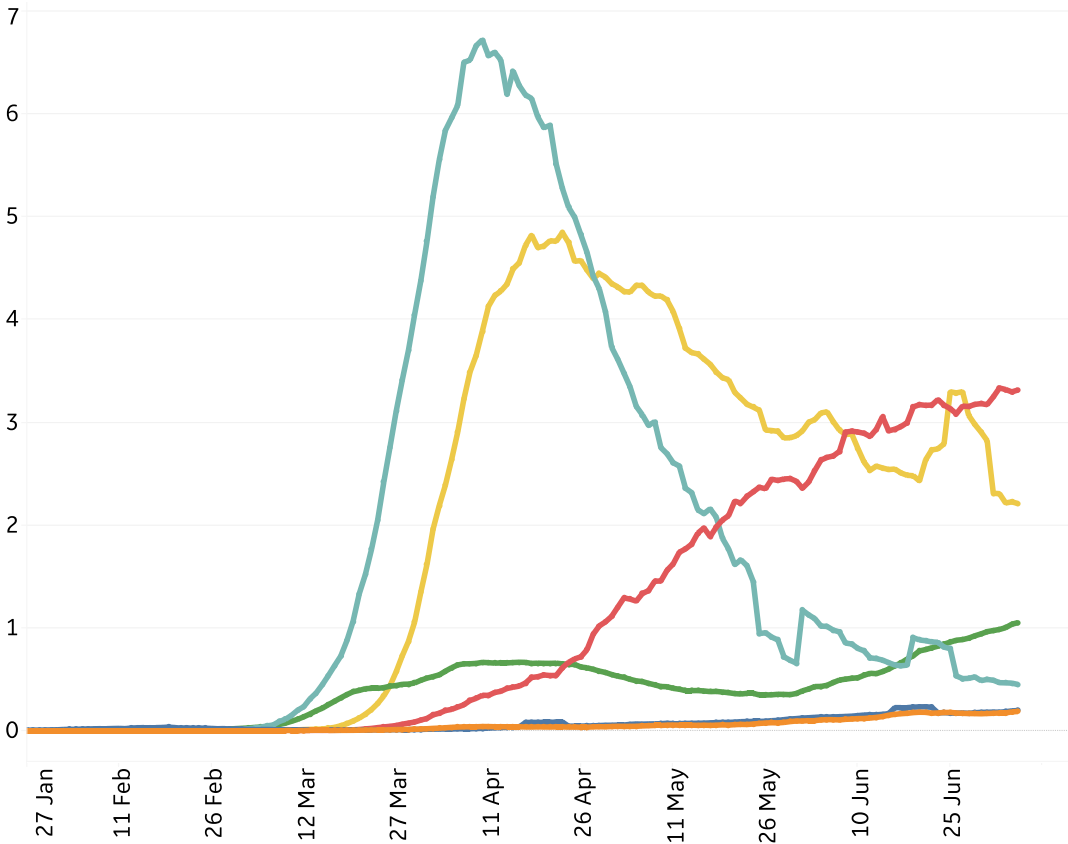
New Confirmed Cases / 1M

7-day rolling average



New Deaths / 1M

7-day rolling average





Top 50 Countries: Per 1M



1 - 25

	Active Today	Today			Total since 22 Jan		
		Confirmed	Deaths	Recovered	Total Confirmed	Total Deaths	Total Recovered
Sweden	6,696	163	1	0	7,234	538	0
US	5,685	136	1	53	8,870	394	2,792
Panama	4,758	275	5	12	9,116	178	4,180
Armenia	4,098	111	2	54	9,765	166	5,501
Oman	3,597	305	1	240	9,348	43	5,707
UK	3,559	5	0	0	4,232	653	20
Belgium	3,037	4	0	0	5,355	843	1,475
Peru	2,951	91	6	111	9,272	327	5,994
Bahrain	2,671	267	1	311	17,526	58	14,797
Netherlands	2,599	2	0	0	2,969	359	11
Brazil	2,330	95	3	158	7,637	308	4,999
Bolivia	2,322	104	4	23	3,470	126	1,022
Qatar	2,192	190	2	561	34,829	46	32,592
Kuwait	2,171	165	1	126	11,859	87	9,601
Honduras	2,163	73	2	10	2,490	66	261
Kazakhstan	1,787	59	4	0	2,646	14	845
Saudi Arabia	1,784	121	1	126	6,139	57	4,298
South Africa	1,763	151	2	77	3,469	56	1,650
North Macedo..	1,718	37	2	82	3,419	166	1,535
Dom. Rep.	1,644	65	1	51	3,515	74	1,797
Ecuador	1,626	24	2	8	3,536	273	1,636
Spain	1,562	27	0	0	5,385	607	3,216
Moldova	1,554	23	2	81	4,439	147	2,738
Eq. Guinea	1,552	0	0	0	2,189	36	600
Russia	1,528	45	1	24	4,707	70	3,108

26 - 50

	Active Today	Today			Total since 22 Jan		
		Confirmed	Deaths	Recovered	Total Confirmed	Total Deaths	Total Recovered
France	1,505	21	0	4	3,150	458	1,186
Chile	1,454	158	4	175	15,618	334	13,830
Israel	1,428	91	0	12	3,553	39	2,086
Gabon	1,403	55	1	8	2,580	21	1,156
Portugal	1,309	23	1	14	4,328	159	2,860
Belarus	1,297	26	1	26	6,752	45	5,410
Colombia	1,280	73	2	26	2,307	85	943
UAE	1,115	53	0	43	5,264	33	4,117
Argentina	1,114	58	2	20	1,780	35	631
Guatemala	1,092	40	2	2	1,338	55	191
EU	866	14	0	4	2,922	300	1,756
West Bank an..	839	14	0	0	950	4	107
Kosovo	830	82	5	15	1,901	41	1,031
Azerbaijan	828	51	1	43	2,055	25	1,201
Bos. and Herz.	811	151	2	15	1,664	61	792
Kyrgyzstan	786	117	2	18	1,248	15	447
Canada	740	11	0	10	2,857	232	1,885
Singapore	725	31	0	47	7,689	4	6,960
Costa Rica	676	48	1	6	1,029	5	349
Mauritania	628	15	1	11	1,064	29	408
Central Africa..	623	13	1	12	835	11	201
Iraq	621	45	2	43	1,548	64	864
Ukraine	602	13	0	8	1,144	29	514
Bangladesh	531	19	0	21	1,006	13	462
Total World	617	22	0	16	1,500	69	814

Several countries are revising and updating case counts

Confirmed Cases in **South Africa** increased 43% in the last 7 days

Top 50 countries selected by Active Cases / 1M
Excluded countries with population < 1M



Top 50 Countries: Raw Volume

1 - 25

		Today			Total since 22 Jan		
	Active Cases	Confirmed	Deaths	Recovered	Total Confirmed	Total Deaths	Total Recovered
US	1,881,644	44,953	325	17,385	2,936,077	130,285	924,148
Brazil	495,255	20,229	620	33,497	1,623,284	65,487	1,062,542
EU	385,526	6,304	89	1,699	1,301,109	133,797	781,786
India	259,571	22,251	466	15,501	719,664	20,159	439,934
UK	241,594	359	16	0	287,290	44,321	1,375
Russia	223,002	6,569	135	3,575	686,852	10,280	453,570
South Africa	104,563	8,971	111	4,533	205,721	3,310	97,848
Peru	97,312	2,985	183	3,662	305,703	10,772	197,619
France	98,230	1,375	27	259	205,597	29,923	77,444
Pakistan	94,713	2,691	77	3,308	234,509	4,839	134,957
Bangladesh	87,373	3,201	44	3,524	165,618	2,096	76,149
Spain	73,025	1,244	3	0	251,789	28,388	150,376
Sweden	67,628	1,642	13	0	73,061	5,433	0
Colombia	65,146	3,727	127	1,318	117,412	4,305	47,961
Saudi Arabia	62,114	4,207	52	4,398	213,716	1,968	149,634
Egypt	51,562	969	79	512	76,222	3,422	21,238
Argentina	50,334	2,632	75	934	80,447	1,582	28,531
Netherlands	44,536	36	1	0	50,870	6,147	187
Belgium	35,193	42	3	0	62,058	9,774	17,091
Kazakhstan	33,559	1,109	76	0	49,683	264	15,860
Philippines	32,845	2,079	6	243	46,333	1,303	12,185
Indonesia	31,798	1,209	70	814	64,958	3,241	29,919
Ecuador	28,687	422	40	150	62,380	4,821	28,872
Chile	27,795	3,025	76	3,339	298,557	6,384	264,378
Canada	27,926	421	9	369	107,815	8,748	71,141

26 - 50

		Today			Total since 22 Jan		
	Active Cases	Confirmed	Deaths	Recovered	Total Confirmed	Total Deaths	Total Recovered
Iran	27,237	2,613	160	2,753	243,051	11,731	204,083
Bolivia	27,104	1,212	42	262	40,509	1,476	11,929
Ukraine	26,313	585	13	331	50,053	1,278	22,462
Mexico	25,805	4,902	480	4,912	261,750	31,119	204,826
Iraq	24,967	1,796	94	1,724	62,275	2,567	34,741
Panama	20,528	1,185	23	50	39,334	770	18,036
Turkey	18,608	1,086	16	2,315	206,844	5,241	182,995
Oman	18,371	1,557	5	1,229	47,735	218	29,146
Dom. Rep.	17,835	703	10	546	38,128	804	19,489
Nigeria	16,804	575	9	163	29,286	654	11,828
Italy	14,709	208	8	133	241,819	34,869	192,241
Portugal	13,343	232	6	149	44,129	1,620	29,166
Israel	12,359	791	3	106	30,749	334	18,056
Belarus	12,255	250	6	249	63,804	429	51,120
Afghanistan	12,189	239	34	737	33,190	898	20,103
UAE	11,023	528	1	424	52,068	324	40,721
Poland	10,668	205	4	220	36,155	1,521	23,966
Kuwait	9,270	703	5	538	50,644	373	41,001
Germany	6,882	541	N/A	441	198,064	9,022	182,160
Qatar	6,314	546	5	1,614	100,345	133	93,898
Bahrain	4,545	454	1	529	29,821	98	25,178
Singapore	4,240	183	0	276	44,983	26	40,717
Switzerland	1,050	47	0	0	32,315	1,965	29,300
China	523	18	0	7	84,889	4,641	79,725
Total World	4,779,412	167,900	3,778	123,620	11,620,096	538,058	6,302,626

Several countries are revising and updating case counts

Since 6 June, Active Cases in **Italy** decreased 59%

Top 50 countries selected by Total Confirmed Cases
Excluded countries with population < 1M

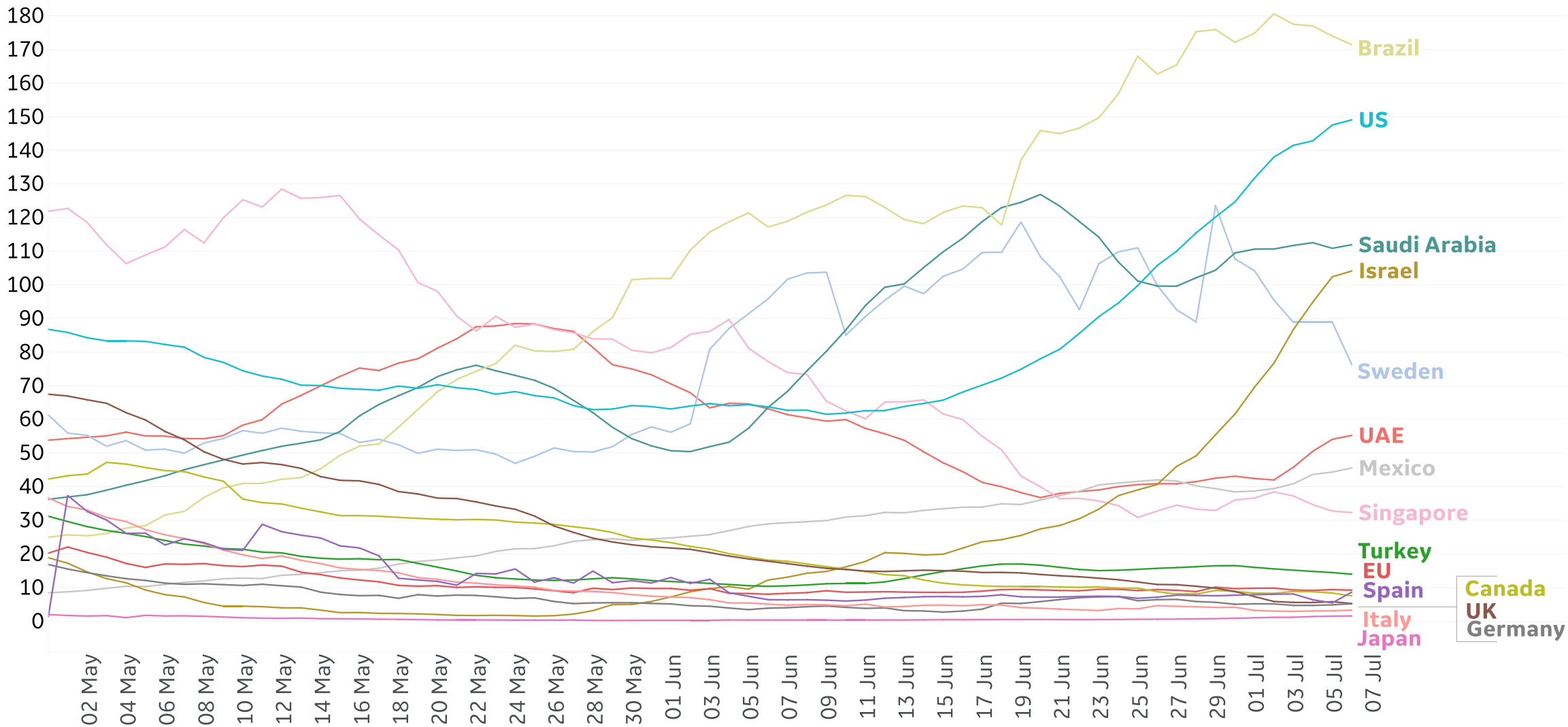


New Confirmed Cases in Select Countries

Updated 7 July 2020, 3:30 GMT

Daily New Confirmed Cases / 1M

7-day rolling avg. since 30 Apr 2020

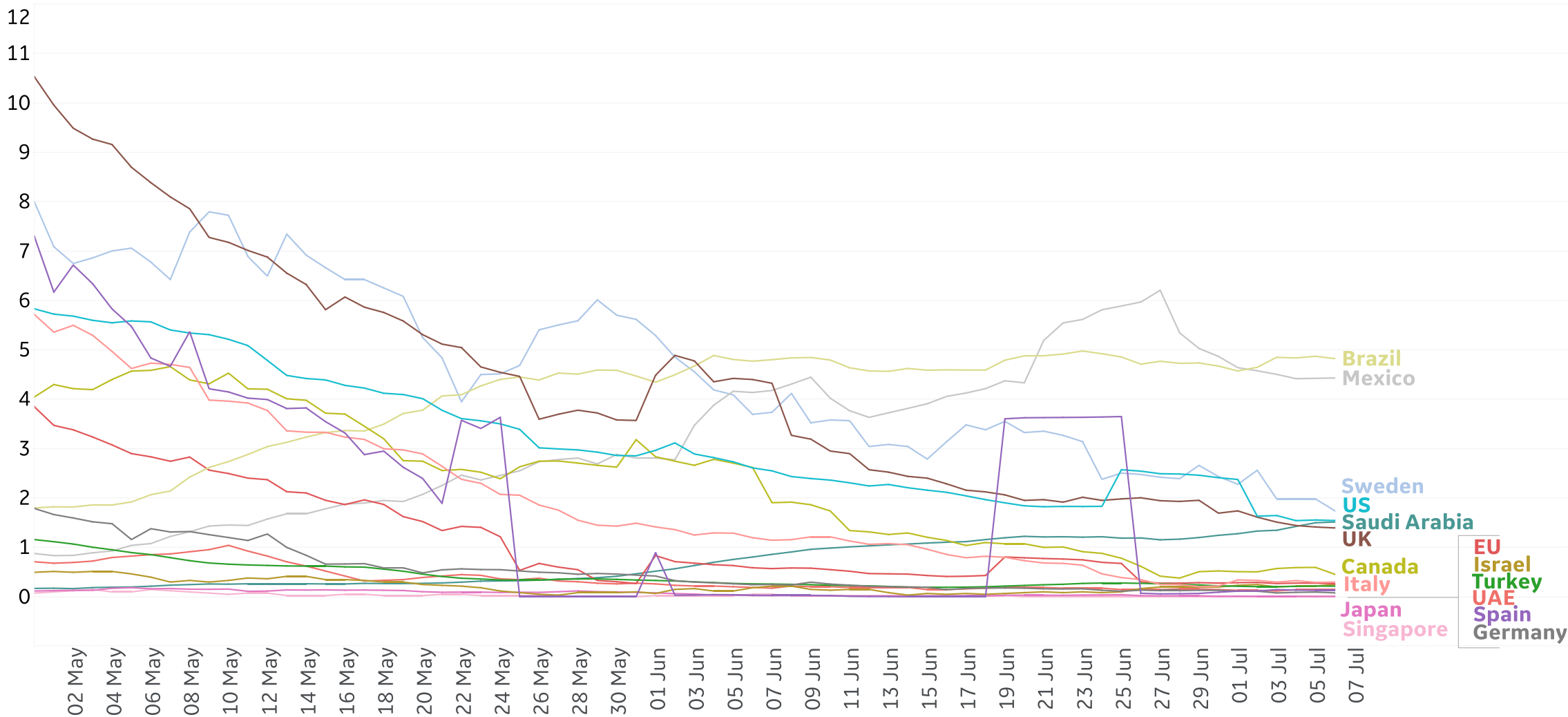




New Deaths in Select Countries

Updated 7 July 2020, 3:30 GMT

Daily New Deaths / 1M
7-day rolling avg. since 30 Apr 2020

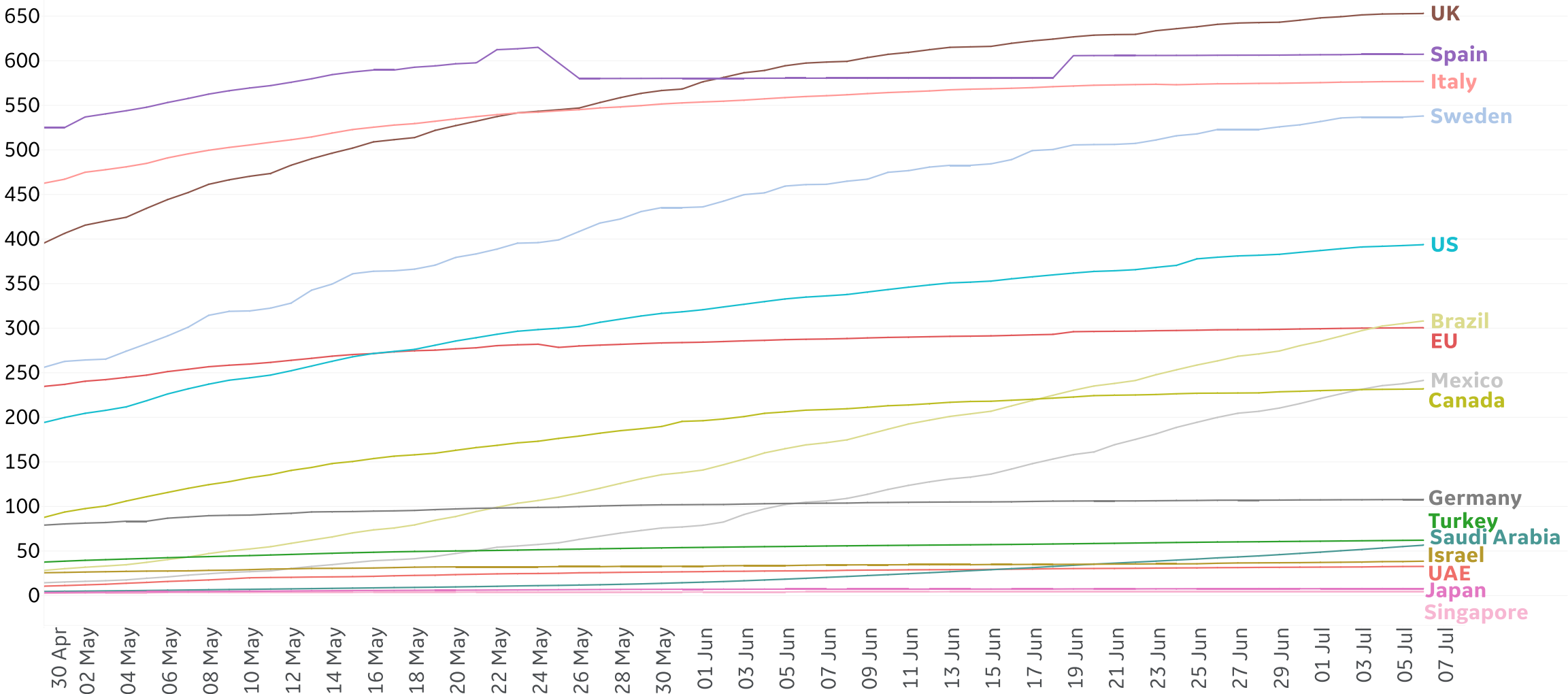




Cumulative Deaths in Select Countries

Updated 7 July 2020, 3:30 GMT

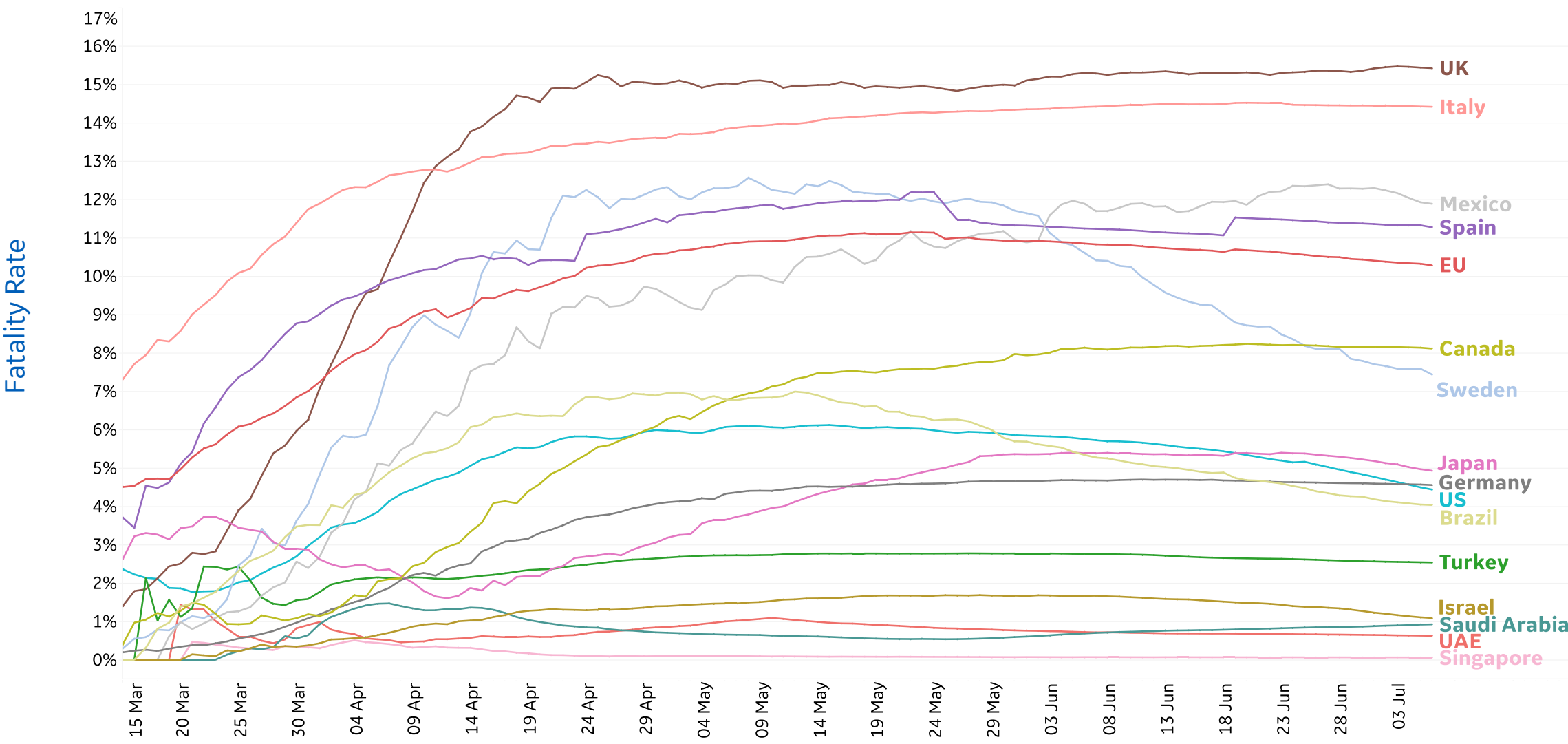
Cumulative Deaths / 1M
Since 30 Apr 2020





Fatality Rate in Select Countries

Deaths / Confirmed Cases Since 15 Mar 2020



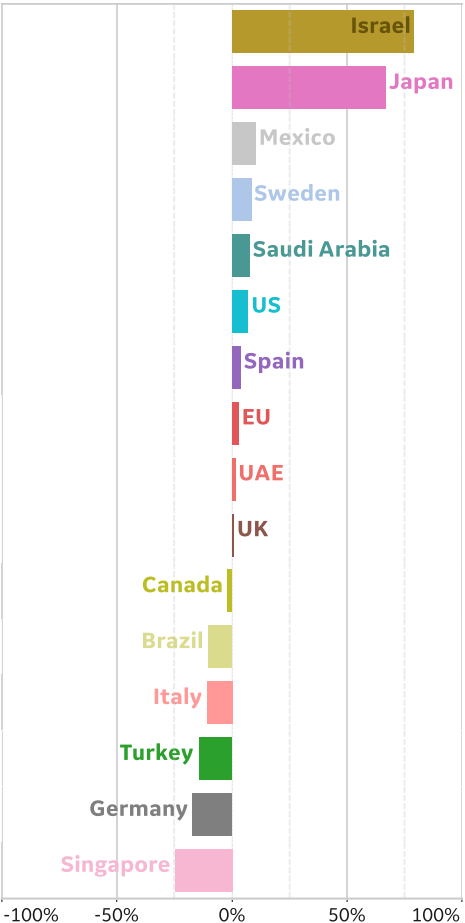


% Change in Case Volume in Select Countries

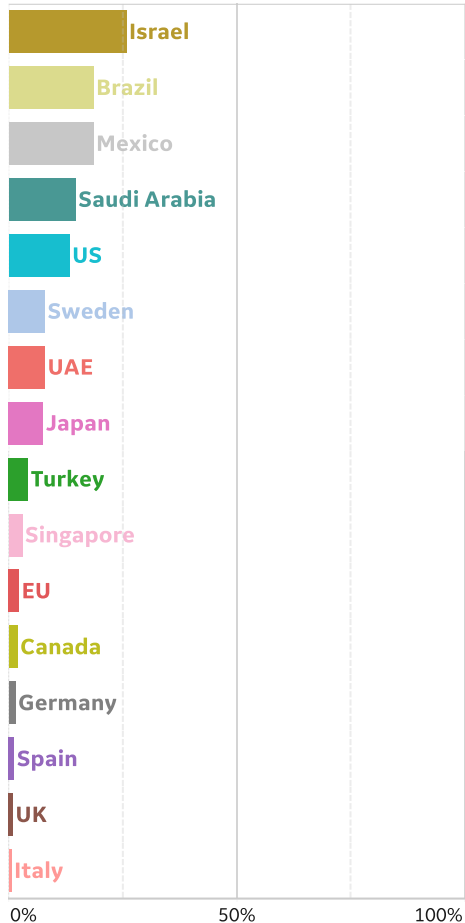
Updated 7 July 2020, 3:30 GMT

Over Previous 7 days

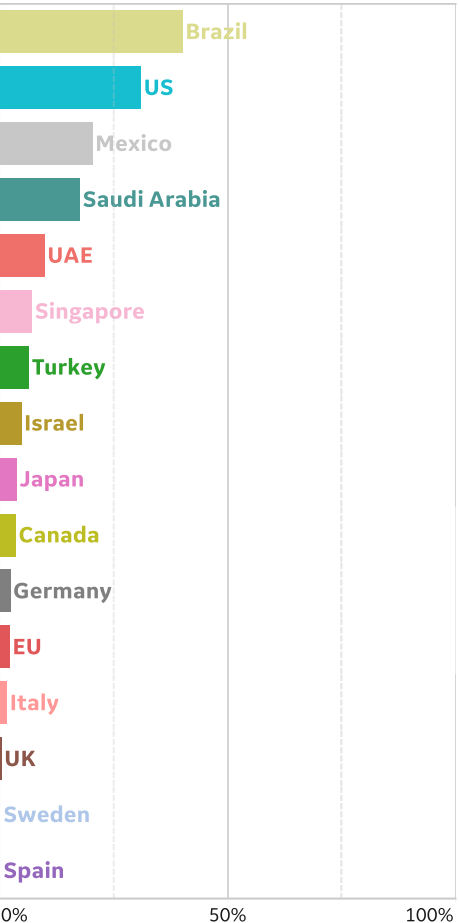
Active Cases




Confirmed Cases



Reported Recoveries

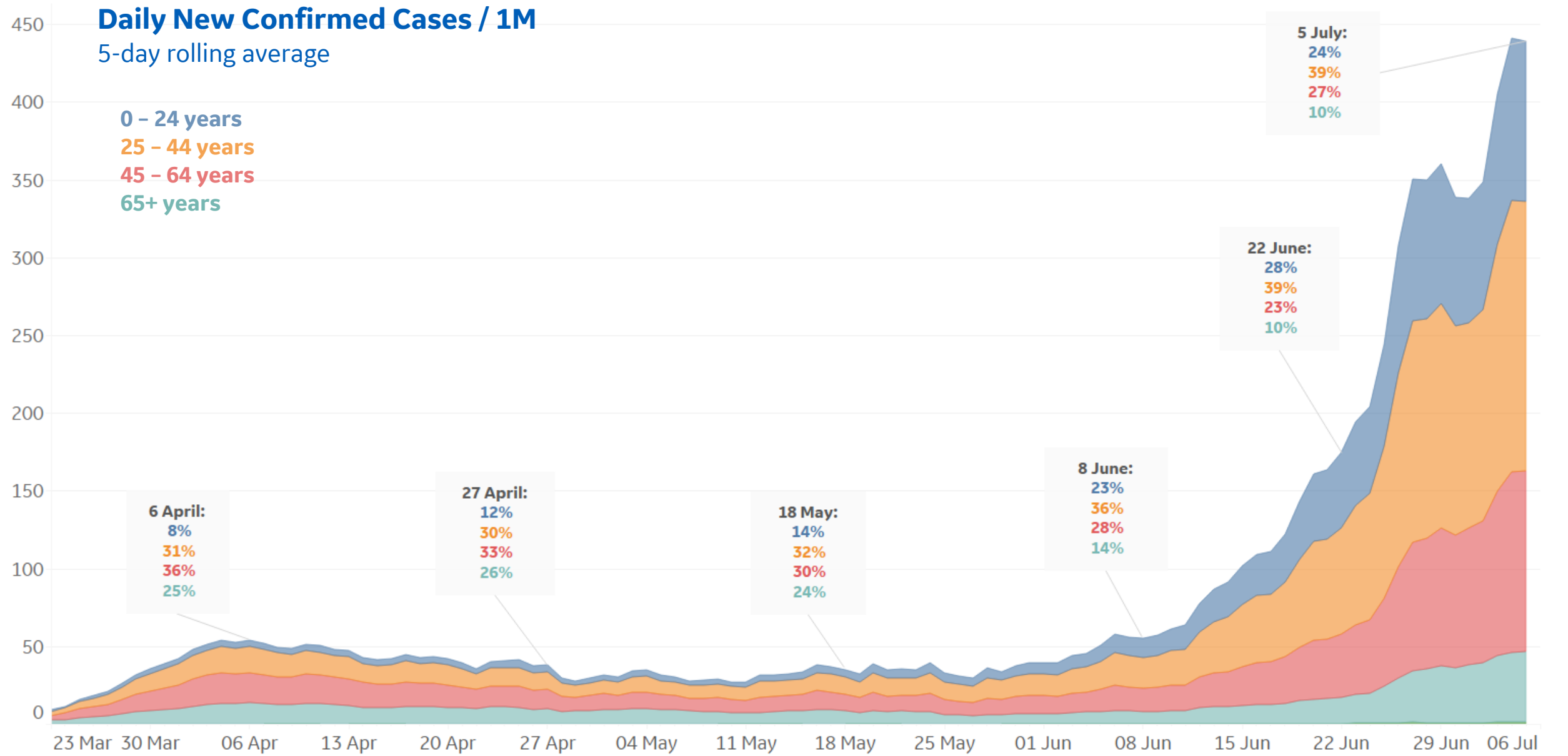


Reported Deaths





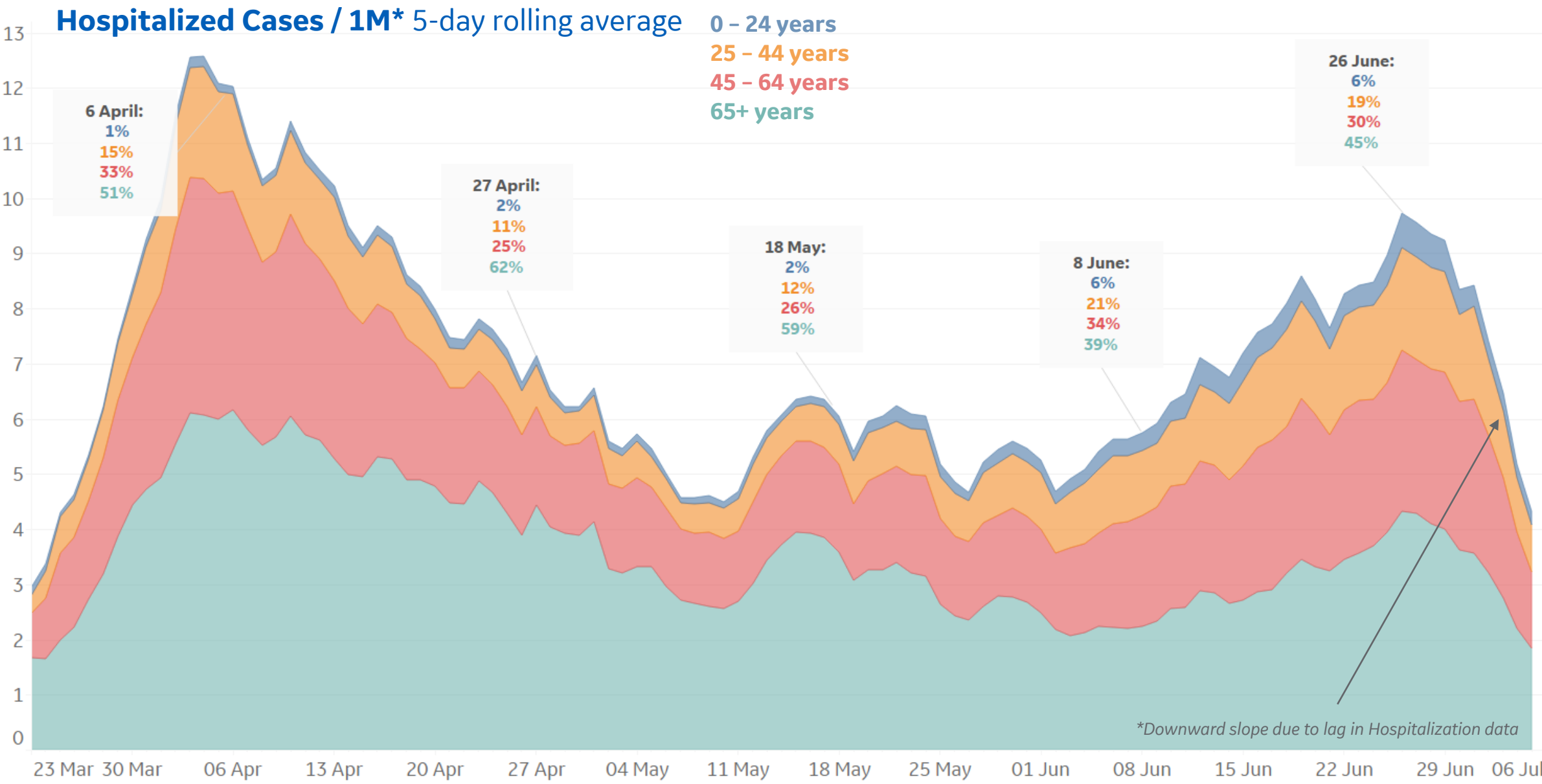
Feature: Confirmed Cases by Age in Florida





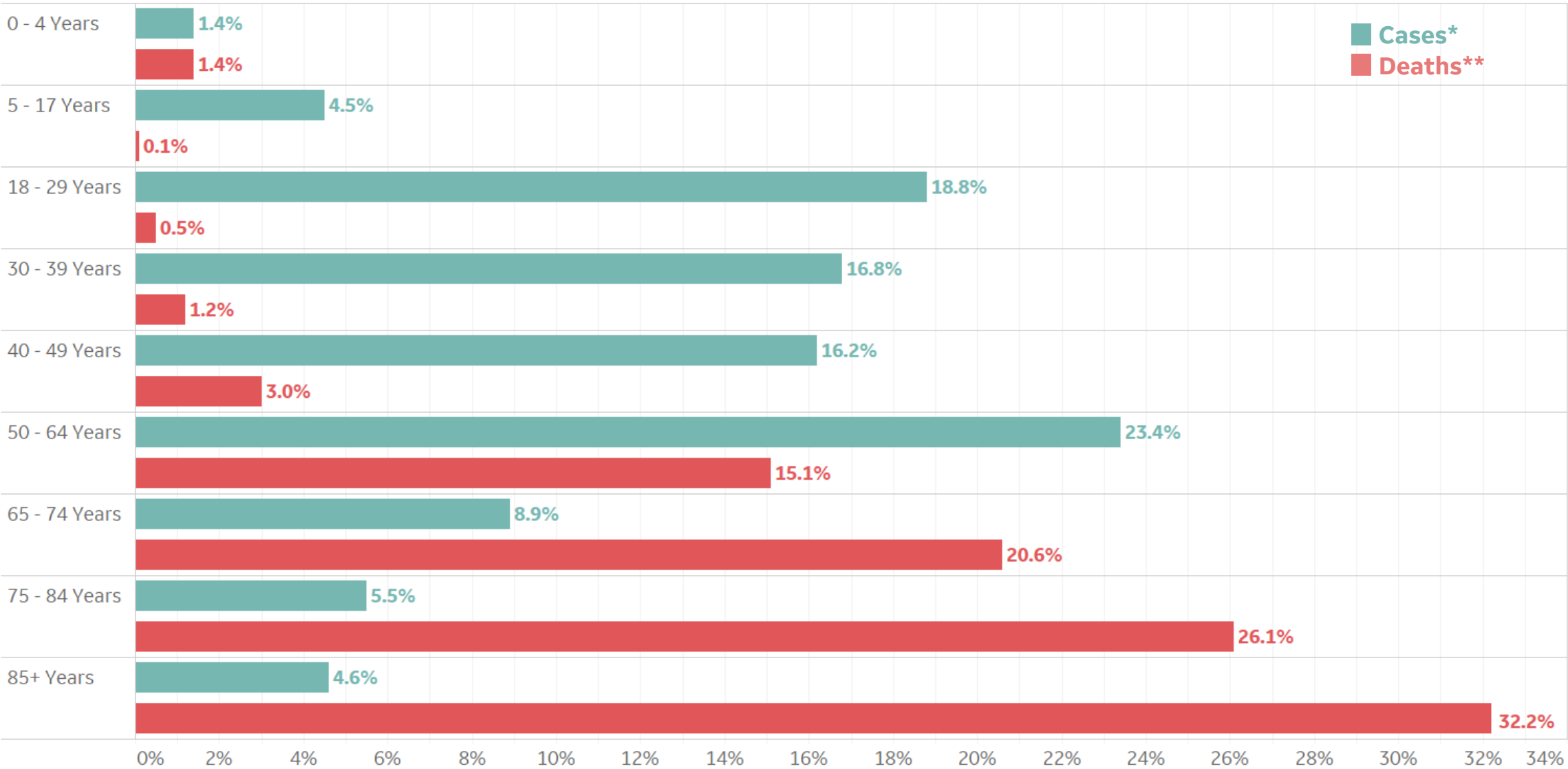
Feature: Hospitalized Cases by Age in Florida

Updated 7 July 2020, 3:30 GMT 11





Feature: US Cases and Deaths by Age Group



*Data from 2,355,696 cases

**Data from 102,992 deaths



Per 1M in Region

	Today	Change
Active Cases	3,323	+0.1%
Confirmed	5 new	+0.1%
Deaths	0.2 new	+0.03%
Recovered	0 new	+0%

Most Active Cases per 1M

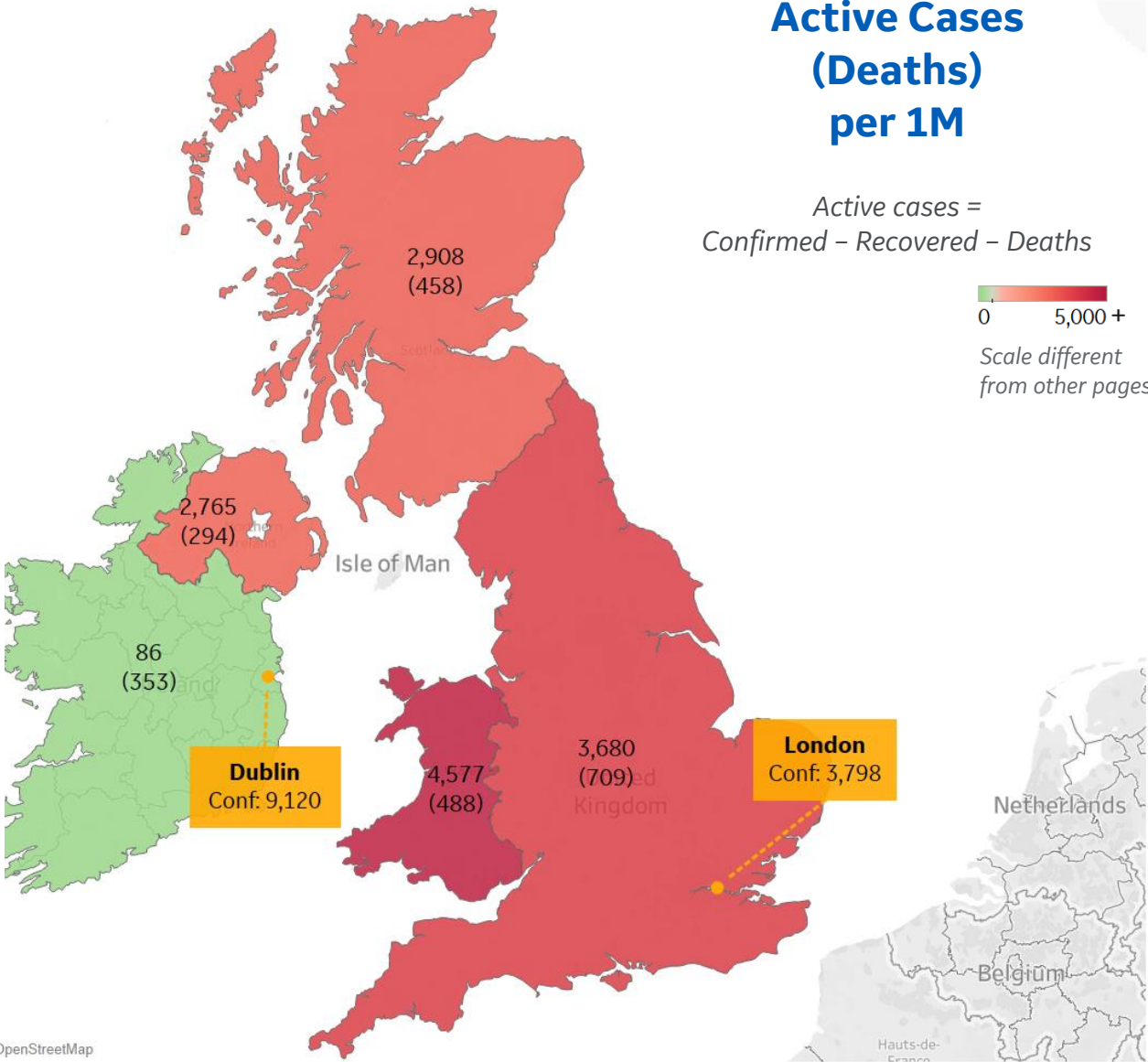
Wales	4,577
England	3,680
Scotland	2,908
Northern Ireland	2,765
Ireland	86

Active Cases (Deaths) per 1M

Active cases =
Confirmed – Recovered – Deaths

0 5,000 +

Scale different
from other pages



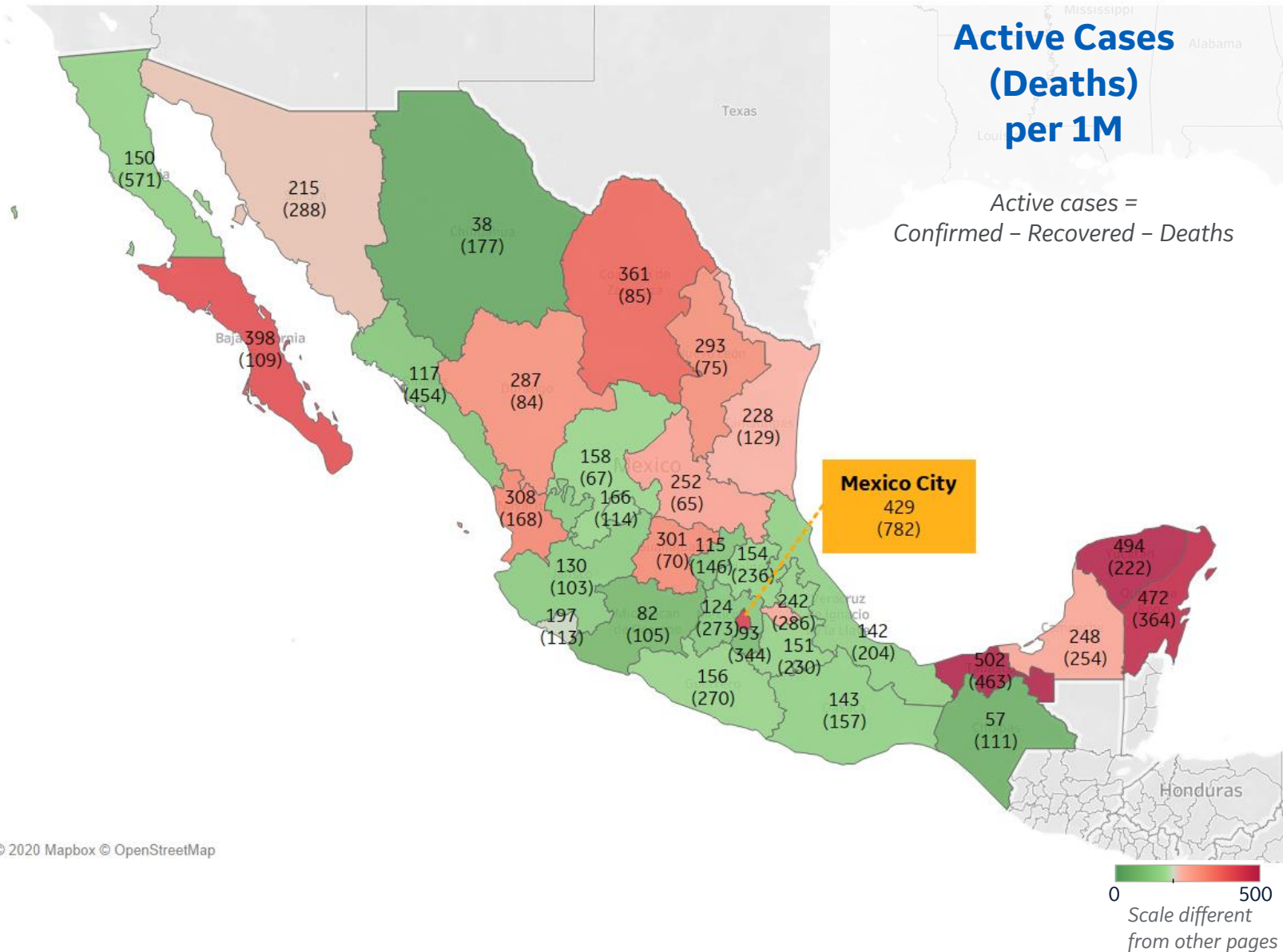


Per 1M in Region

	Today	Change
Active Cases	200	-2%
Confirmed	38 new	+2%
Deaths	4 new	+2%
Recovered	38 new	+2%

Most Active Cases per 1M

Tabasco	502
Yucatan	494
Quintana Roo	472
Distrito Federal	429
Baja California Sur	398
Coahuila	361
Nayarit	308
Guanajuato	301
Nuevo Leon	293
Durango	287



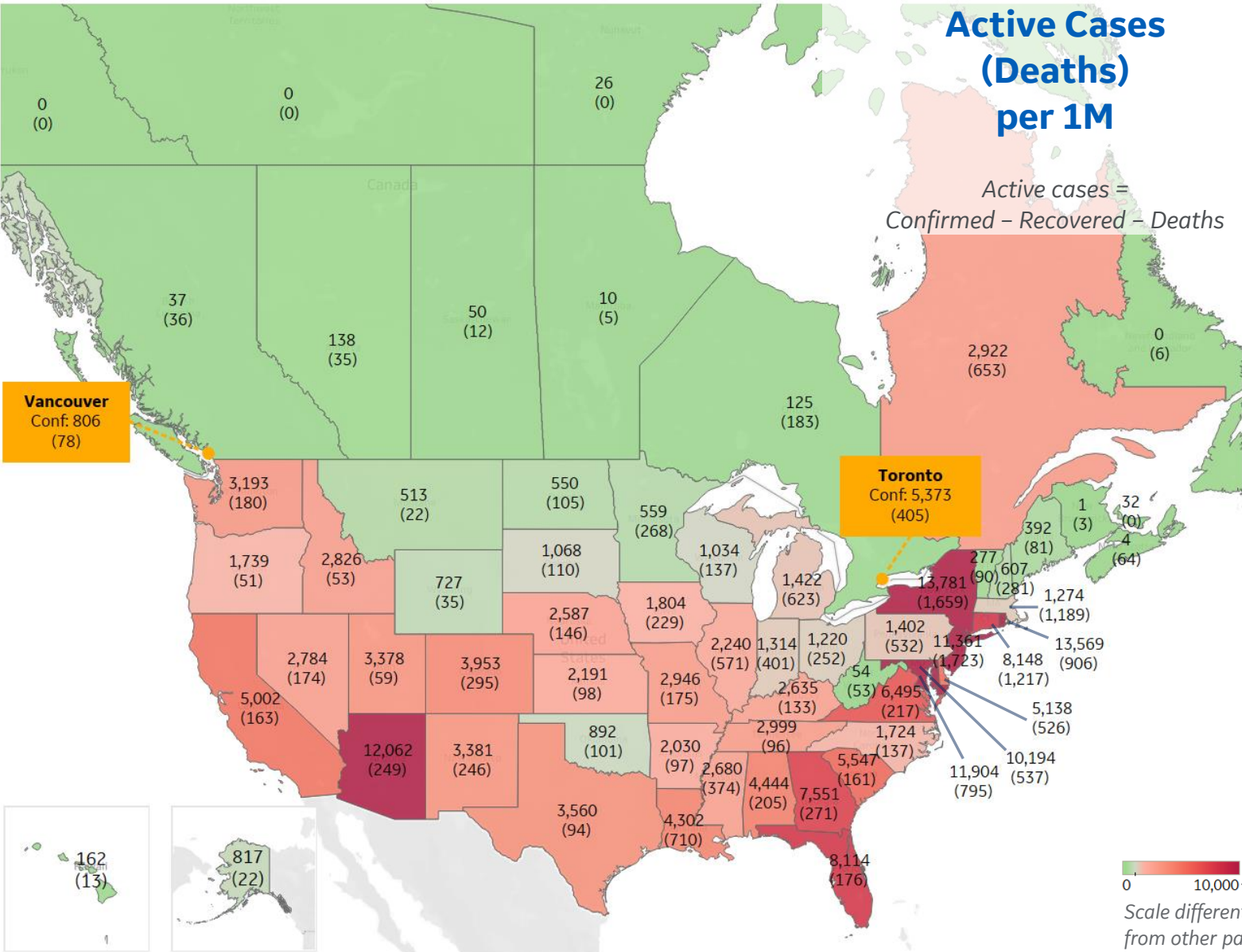


Per 1M in Region

	Today	Change
Active Cases	5,179	+1%
Confirmed	123 new	+2%
Deaths	1 new	+0.2%
Recovered	48 new	+2%

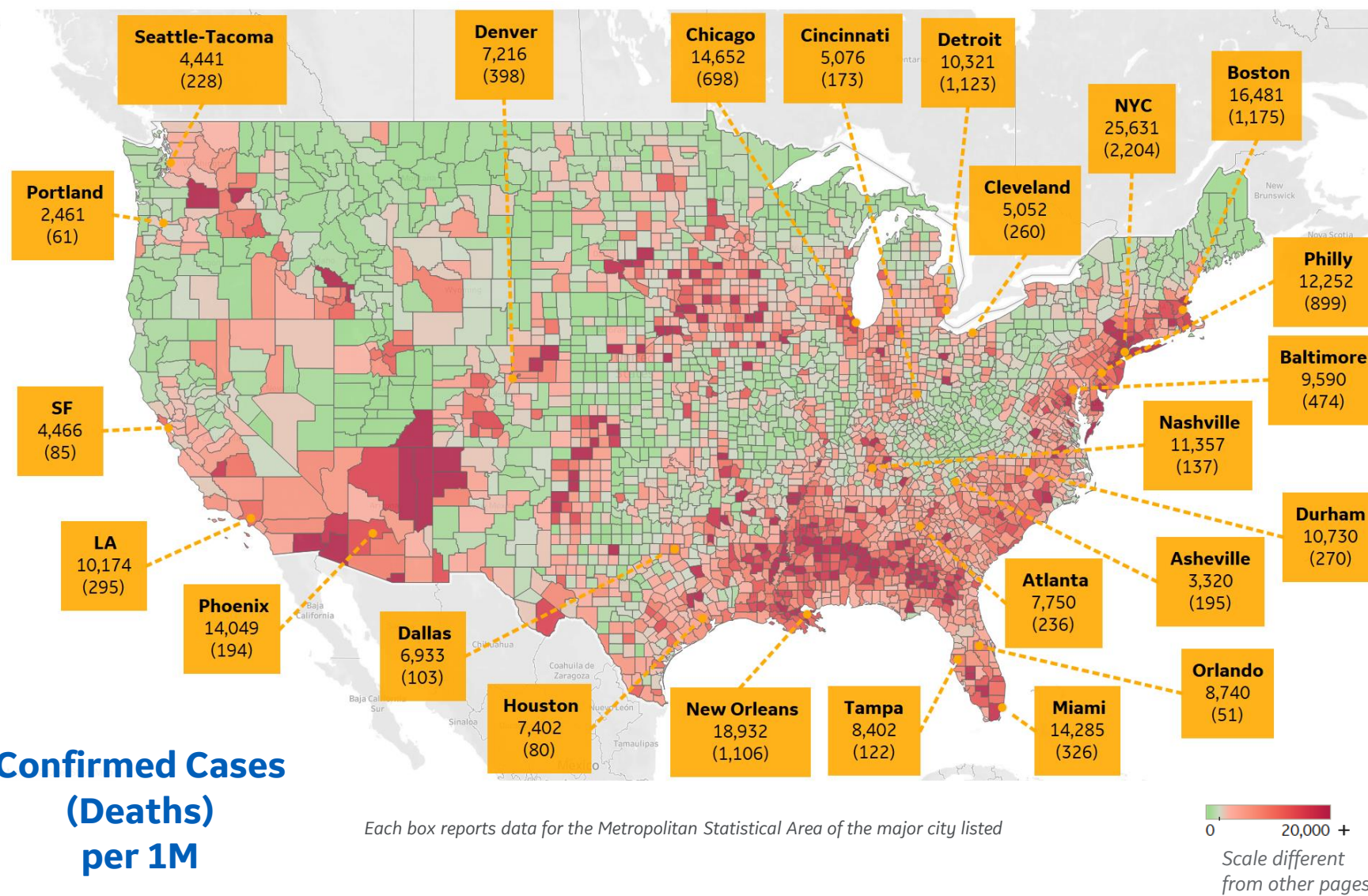
Most Active Cases per 1M

New York	13,781
Rhode Island	13,569
Arizona	12,062
DC	11,904
New Jersey	11,361
Maryland	10,194
Connecticut	8,148
Florida	8,114
Georgia	7,551
Virginia	6,495





US by County & Metro, Total to Date



Top 10 Northeast Counties

Total Confirmed Cases / 1M

Rockland County, NY	41,917
Westchester County, NY	36,262
Passaic County, NJ	33,803
Nassau County, NY	30,991
Union County, NJ	29,536
Hudson County, NJ	28,242
Suffolk County, NY	28,230
Orange County, NY	28,007
New York City*	26,055
Suffolk County, MA	24,896

Top 10 Other US Counties

Total Confirmed Cases / 1M

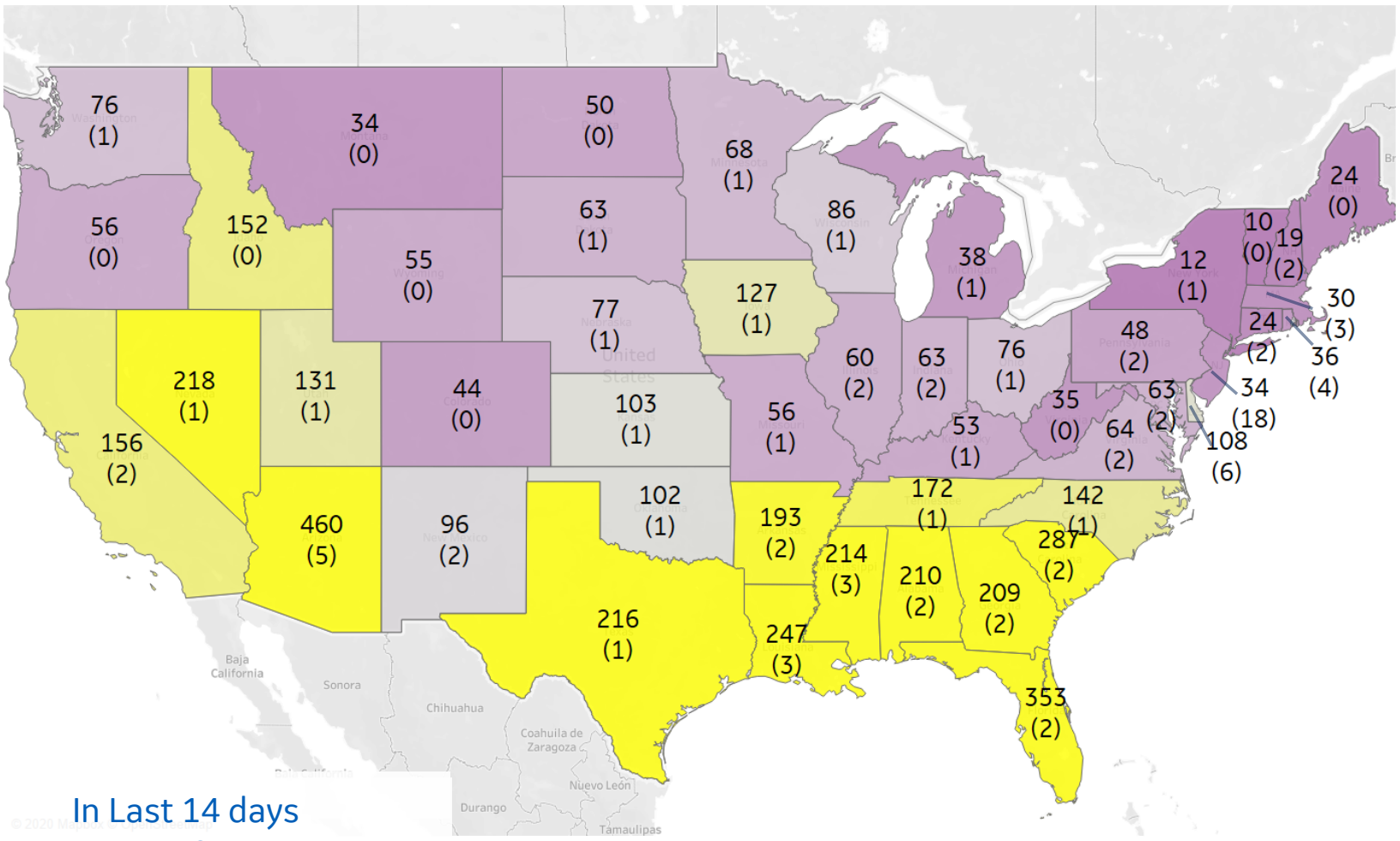
Yakima County, WA	30,430
Jefferson Parish, LA	23,346
Prince George's County, MD	20,939
Orleans Parish, LA	20,872
Cook County, IL	18,015
Prince William County, VA	16,120
District of Columbia, DC	14,899
Kane County, IL	14,795
Montgomery County, MD	14,431
Lake County, IL	14,367

Note: Includes counties ≥ 250K population

* New York City counties aggregated into one reporting area



US, New in Last 14 days



Top 10 by New Confirmed

Avg New Confirmed Cases / 1M

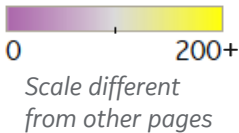
Arizona	460
Florida	353
South Carolina	287
Louisiana	247
Nevada	218
Texas	216
Mississippi	214
Alabama	210
Georgia	209
Arkansas	193

Top 10 by New Deaths

Avg New Deaths / 1M

New Jersey	18
Delaware	6
Arizona	5
Rhode Island	4
District of Columbia	3
Louisiana	3
Massachusetts	3
Mississippi	3
Alabama	2
Arkansas	2

In Last 14 days
Avg New Confirmed Cases
(Avg New Deaths)
per 1M





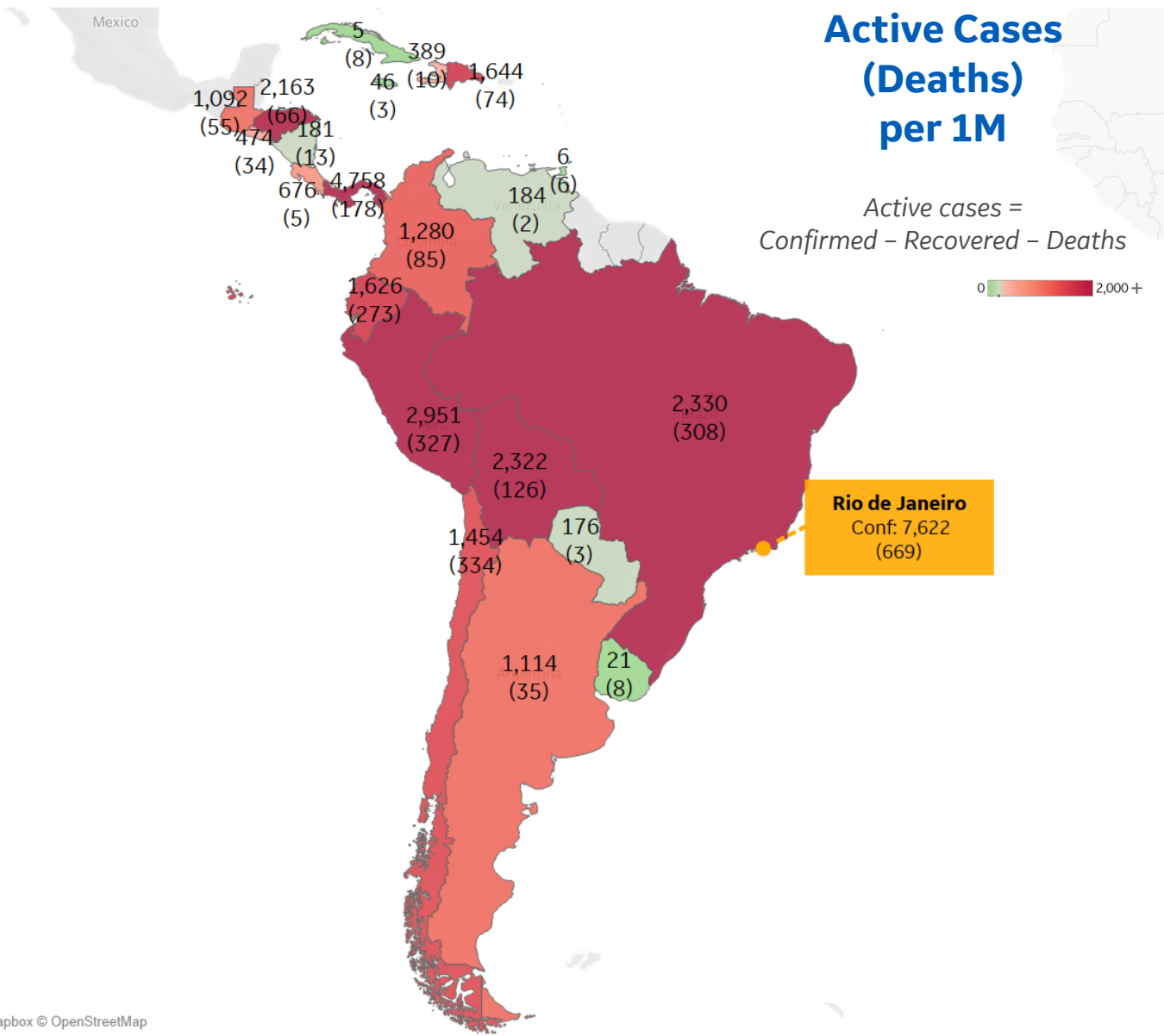
Per 1M in Region

	Today	Change
Active Cases	1,711	-1%
Confirmed	74 new	+1%
Deaths	2 new	+1%
Recovered	86 new	+3%

Most Active Cases per 1M

Panama	4,758
Peru	2,951
Brazil	2,330
Bolivia	2,322
Honduras	2,163
Dom. Rep.	1,644
Ecuador	1,626
Chile	1,454
Colombia	1,280
Argentina	1,114

* Excludes regions with population < 1M





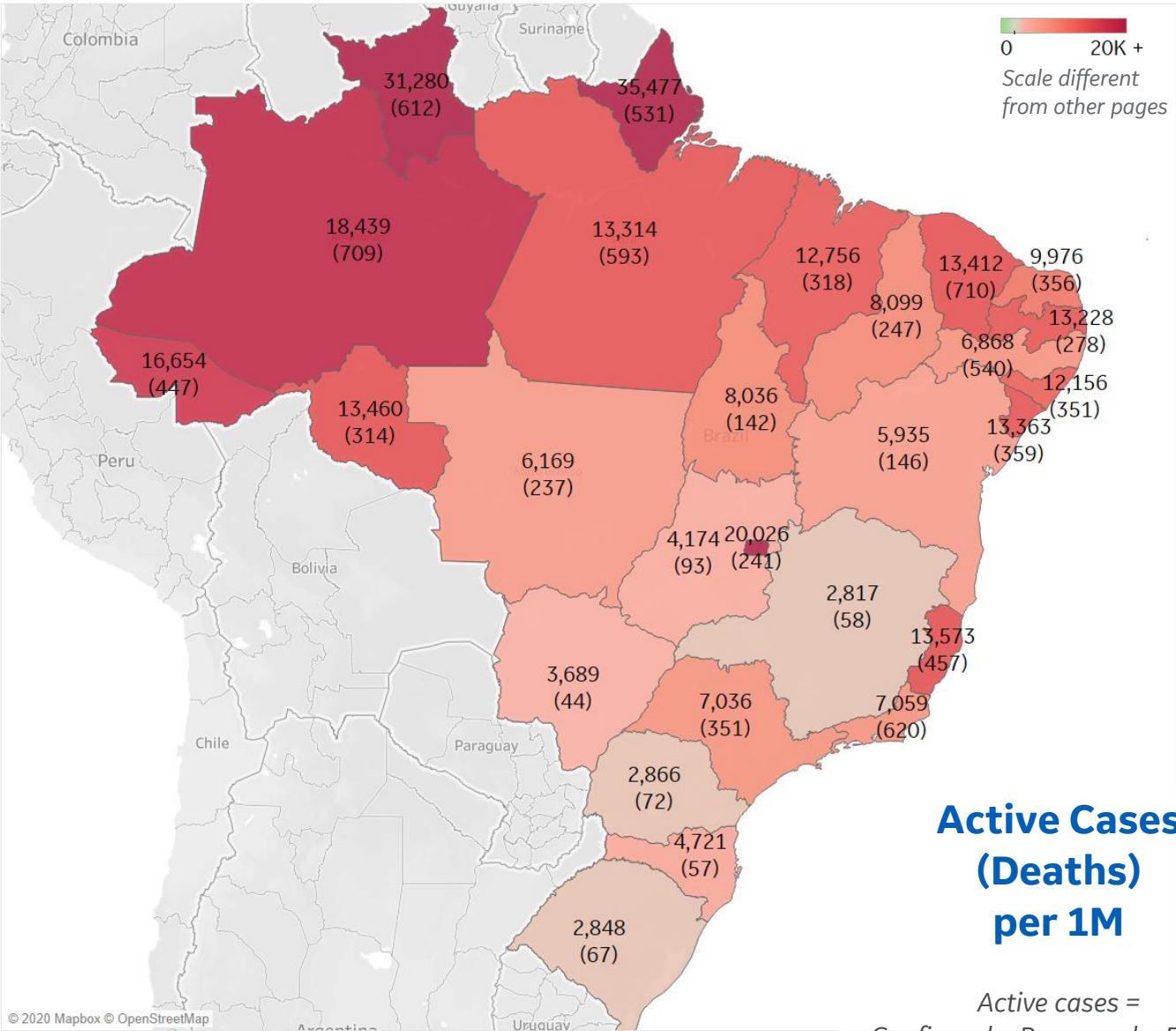
Per 1M in Region

	Today	Change
Active Cases	2,330	-3%
Confirmed	95 new	+1%
Deaths	3 new	+1%
Recovered	158 new	+3%

Most Active Cases per 1M

Distrito Federal	20,026
Amazonas	18,439
Espírito Santo	13,573
Rondônia	13,460
Ceará	13,412
Sergipe	13,363
Pará	13,314
Paraíba	13,228
Maranhão	12,756
Alagoas	12,156

* Excludes regions with population < 1M





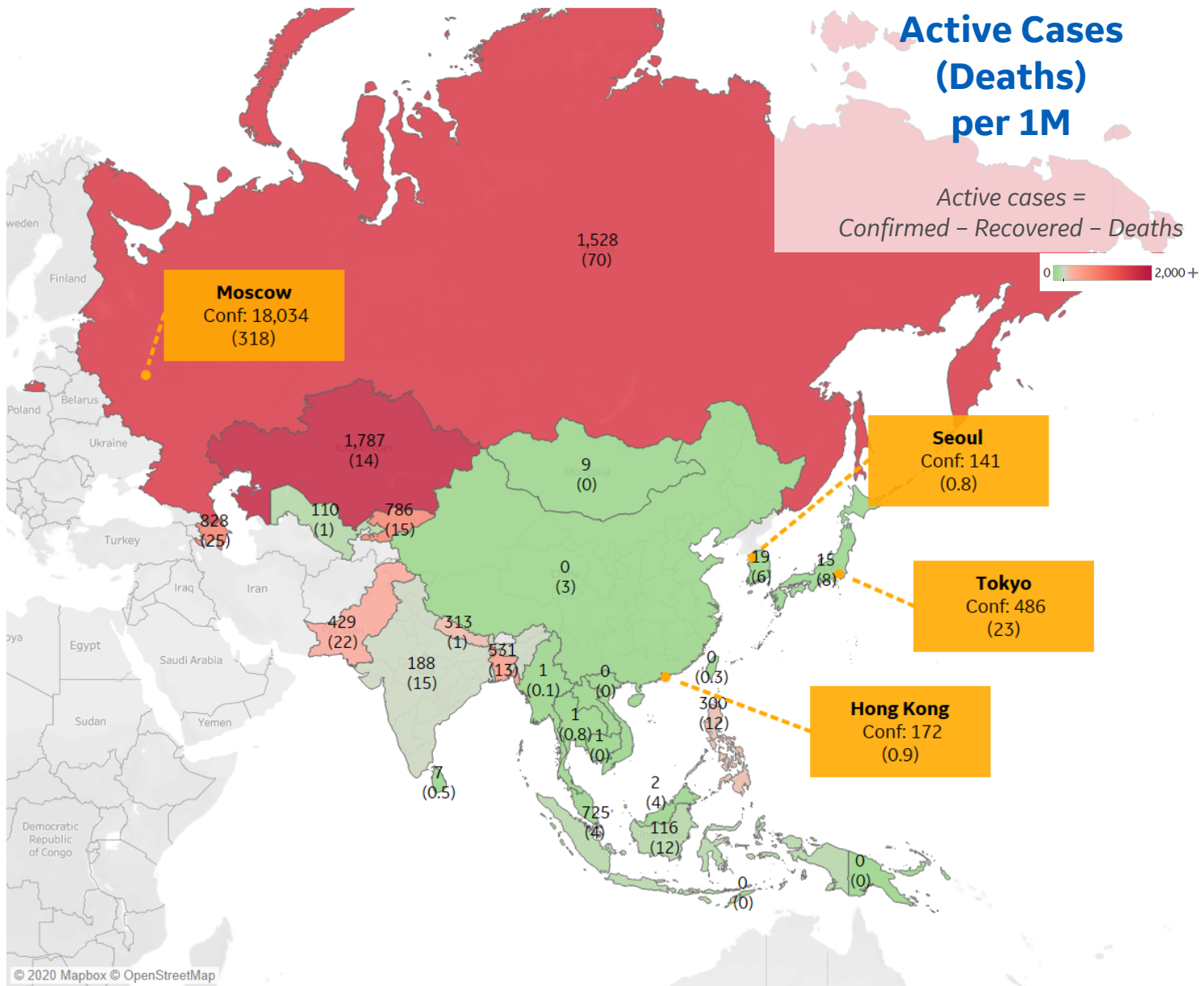
Per 1M in Region

	Today	Change
Active Cases	183	+2%
Confirmed	10 new	+2%
Deaths	0.2 new	+2%
Recovered	7 new	+2%

Most Active Cases per 1M

Kazakhstan	1,787
Russia	1,528
Azerbaijan	828
Kyrgyzstan	786
Singapore	725
Bangladesh	531
Pakistan	429
Nepal	313
Philippines	300
India	188

* Excludes regions with population < 1M





Per 1M in Region

	Today	Change
Active Cases	39	+13%
Confirmed	6 new	+1.7%
Deaths	0 new	+0%
Recovered	1 new	+0.3%

Most Active Cases per 1M

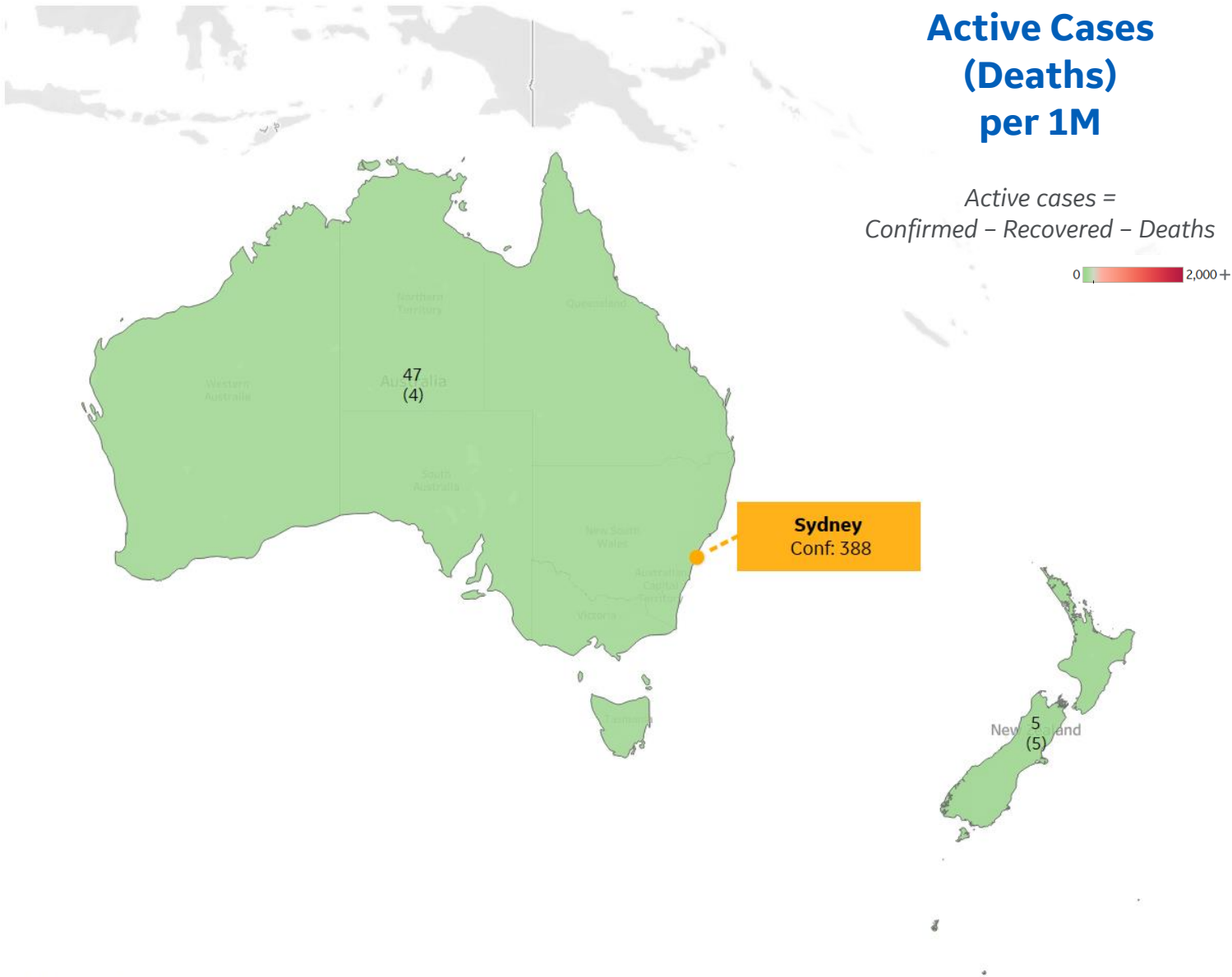
Australia	47
New Zealand	5

* Excludes regions with population < 1M

Active Cases (Deaths) per 1M

Active cases =
Confirmed – Recovered – Deaths

0 2,000 +





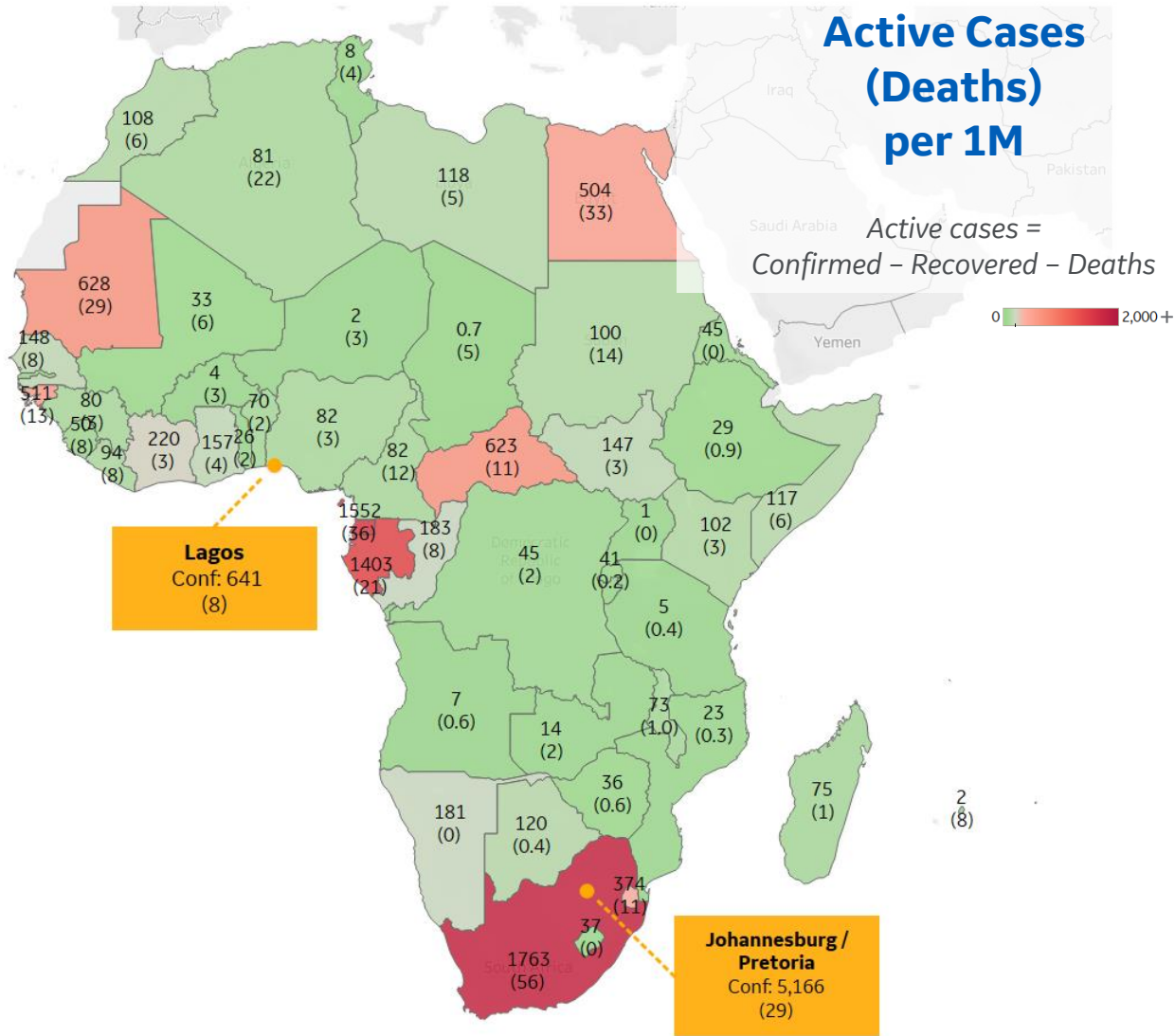
Per 1M in Region

	Today	Change
Active Cases	182	+2%
Confirmed	10 new	+3%
Deaths	0.2 new	+2%
Recovered	6 new	+4%

Most Active Cases per 1M

South Africa	1,763
Eq. Guinea	1,552
Gabon	1,403
Mauritania	628
Central African R..	623
Guinea-Bissau	511
Egypt	504
Eswatini	374
Cote d'Ivoire	220
Congo (Brazzavil..	183

* Excludes regions with population < 1M





*** Per 1M = Per 1 Million Population unless otherwise noted*

Johns Hopkins Coronavirus Resource Center:

<https://coronavirus.jhu.edu/map.html>

Worldometer Coronavirus Reporting:

<https://www.worldometers.info/coronavirus/>

Public Health England:

<https://www.gov.uk/government/publications/covid-19-track-coronavirus-cases>

US Department of Homeland Security, Homeland Infrastructure Foundation-Level Data:

<https://hifld-geoplatform.opendata.arcgis.com/datasets/hospitals>

City of New York, NYC Health:

<https://www1.nyc.gov/site/doh/covid/covid-19-data.page>

Chicago Coronavirus Latest Data:

<https://www.chicago.gov/city/en/sites/covid-19/home/latest-data.html>

National Health Commission of the PRC:

<http://www.nhc.gov.cn/xcs/yqtb/202003/bf66696029ba420098164607240074f8.shtml>

Korean Centers for Disease Control and Prevention:

http://www.cdc.go.kr/cdc_eng/

CDC, Severe Outcomes Among Patients with Coronavirus Disease 2019 (COVID-19):

<https://www.cdc.gov/mmwr/volumes/69/wr/mm6912e2.htm>

Italian Department of Civil Protection, COVID Monitoring:

<http://opendatadpc.maps.arcgis.com/apps/opsdashboard/index.html#/b0c68bce2cce478eaac82fe38d4138b1>

The COVID Tracking Project:

<https://covidtracking.com/data/>

UK Office for National Statistics

<https://www.ons.gov.uk/peoplepopulationandcommunity/birthsdeathsandmarriages/deaths/bulletins/deathsregisteredweeklyinenglandandwalesprovisional/weekending24april2020>

WHO Europe, Surveillance Report:

<http://www.euro.who.int/en/health-topics/health-emergencies/coronavirus-covid-19/weekly-surveillance-report>

WHO Europe, Principles for Transition:

<http://www.euro.who.int/en/media-centre/sections/statements/2020/statement-transition-to-a-new-normal-during-the-covid-19-pandemic-must-be-guided-by-public-health-principles>

COVID-19 Information for Switzerland:

<https://www.corona-data.ch/>

CIA World Factbook:

<https://www.cia.gov/library/publications/resources/the-world-factbook/>

Italian Ministry of Health:

<http://www.salute.gov.it/portale/nuovocoronavirus/dettaglioContenutiNuovoCoronavirus.jsp?lingua=italiano&id=5351&area=nuovoCoronavirus&menu=vuoto>

New South Wales Government:

<https://www.health.nsw.gov.au/Infectious/diseases/Pages/covid-19-latest.aspx>

Provincial Health Services Authority of Canada. BC Center for Disease Control:

<http://www.bccdc.ca/about/news-stories/stories/2020/information-on-novel-coronavirus>

Coronavirus Cases in Japan by Prefecture, Nippon Communications Foundation:

<https://www.nippon.com/en/japan-data/h00657/coronavirus-cases-in-japan-by-prefecture.html>

Secretary of Health, Mexico:

<https://www.gob.mx/salud/en>

OECD Economic Outlooks, Statistics:

https://www.oecd-ilibrary.org/economics/data/oecd-economic-outlook-statistics-and-projections_eo-data-en

Public Health Authority of Sweden:

<https://www.folkhalsomyndigheten.se/smittskydd-beredskap/utbrott/aktuella-utbrott/covid-19/bekraftade-fall-i-sverige>

National Public Health Agency of France:

<https://www.santepubliquefrance.fr/regions/ile-de-france/documents/bulletin-regional/2020/covid-19-point-epidemiologique-en-ile-de-france-du-23-avril-2020>

Florida Department of Health, COVID-19 Response:

<https://floridahealthcovid19.gov>

CDC:

<https://www.cdc.gov/covid-data-tracker/index.html#demographics>