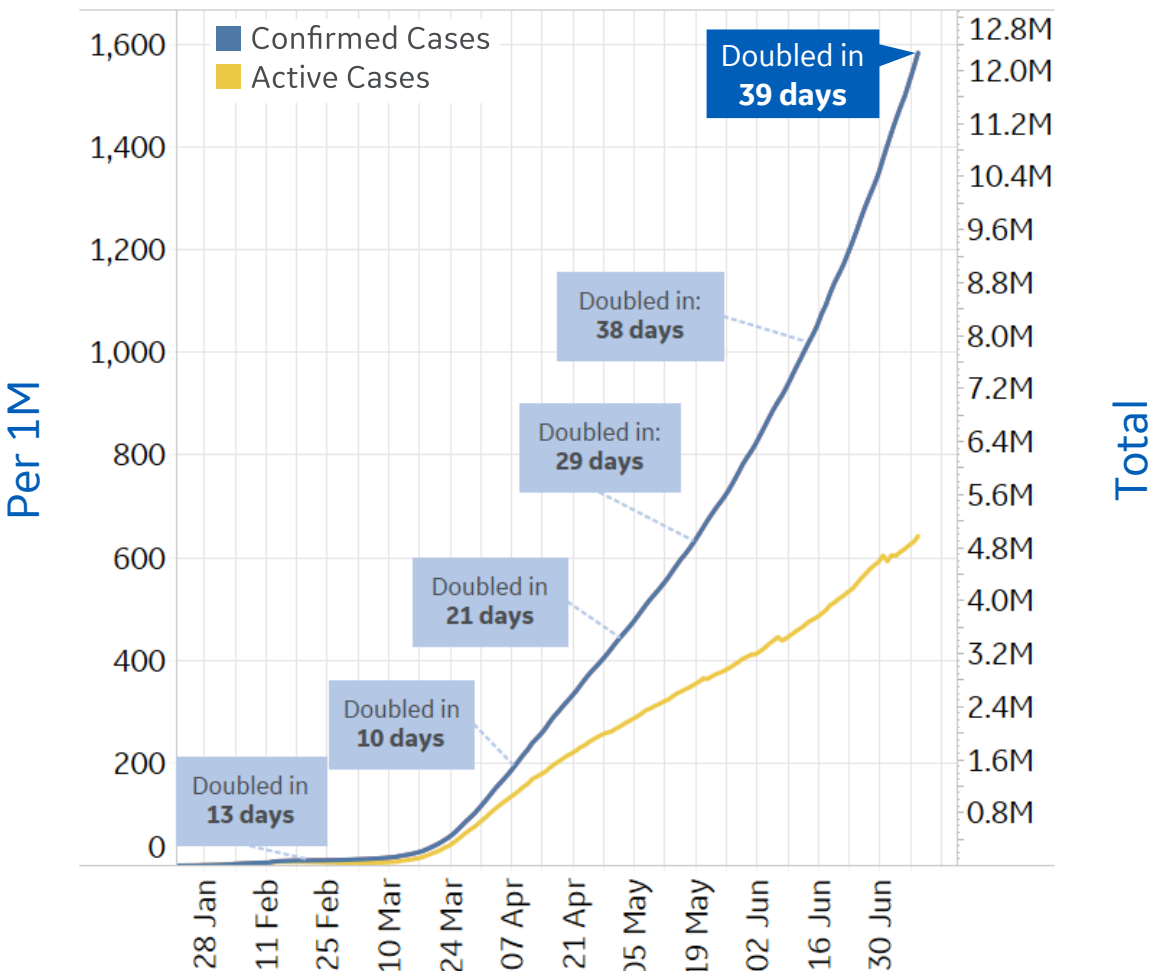




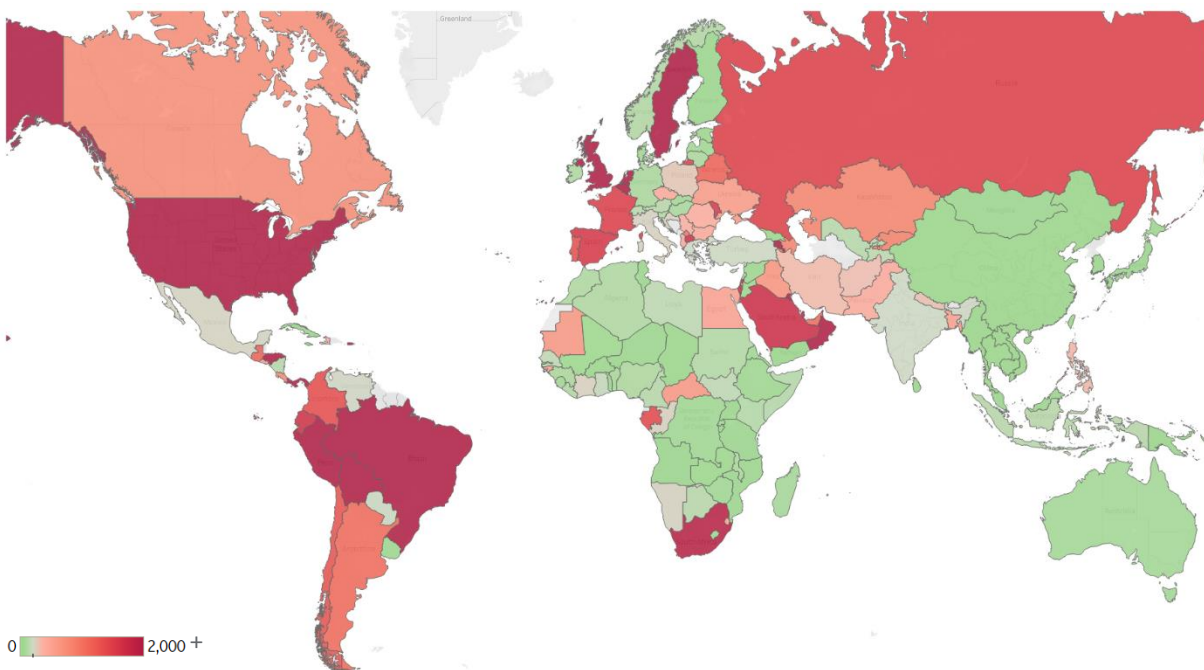
Global Confirmed & Active Cases

Trend since 22 Jan



Today per 1M

Active cases = Confirmed - Recovered - Deaths



Per 1M:	Today		Change
Active Today	631		+1%
Active	6	new	+1%
Confirmed	27	new	+2%
Deaths	1	new	+1%
Recovered	21	new	+3%



New Confirmed Cases & New Deaths

Key

North America

Europe

Middle East

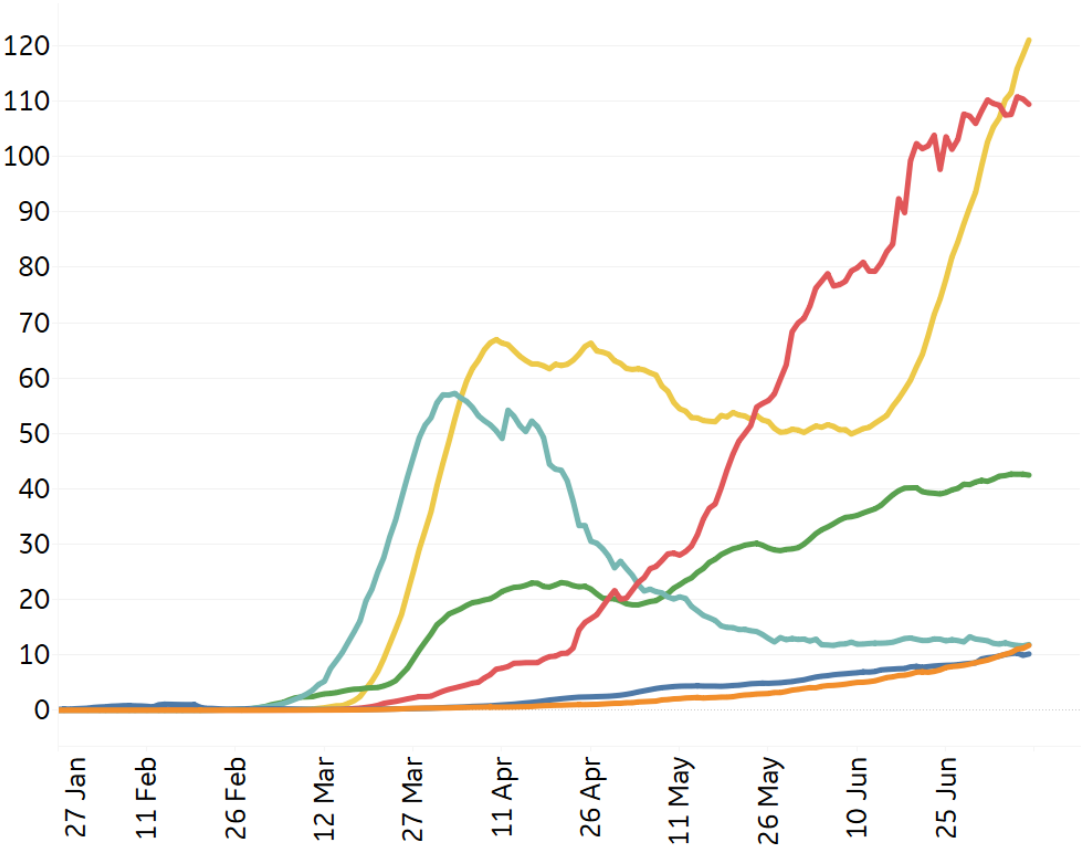
Central/South America

Asia

Africa

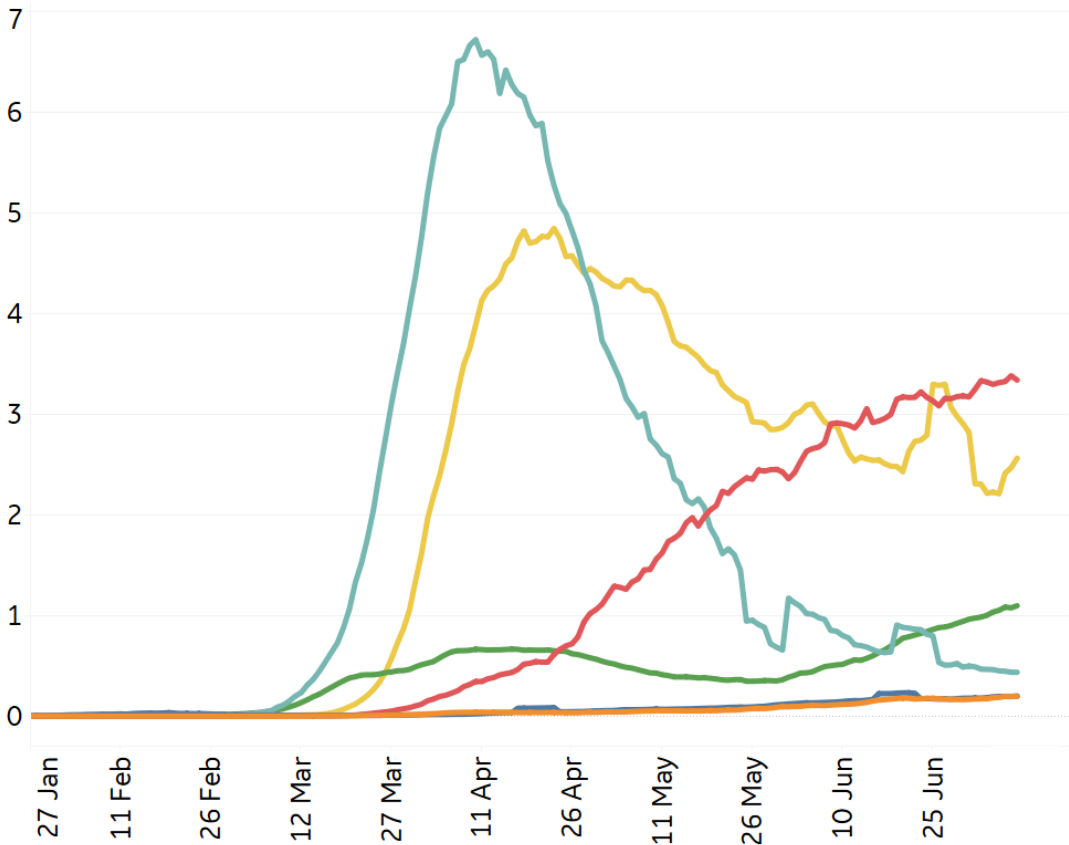
New Confirmed Cases / 1M

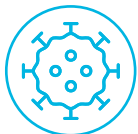
7-day rolling average



New Deaths / 1M

7-day rolling average





Top 50 Countries: Per 1M



1 - 25

	Active Today	Today			Total since 22 Jan		
		Confirmed	Deaths	Recovered	Total Confirmed	Total Deaths	Total Recovered
Belgium	3,043	8	0	2	5,368	844	1,481
UK	3,581	9	1	0	4,259	658	20
Spain	1,589	12	0	0	5,412	607	3,216
Sweden	6,816	47	2	0	7,360	545	0
France	1,518	20	1	7	3,177	459	1,199
US	6,089	191	3	47	9,420	403	2,928
Netherlands	2,607	3	0	0	2,977	359	11
Chile	1,287	164	6	167	16,019	350	14,382
Peru	2,952	107	5	92	9,598	343	6,302
Brazil	2,424	201	6	149	8,260	325	5,511
EU	872	12	0	7	2,949	301	1,775
Ecuador	1,708	55	2	6	3,640	278	1,654
Canada	736	9	0	7	2,879	233	1,910
Panama	4,853	224	5	225	9,784	194	4,737
Armenia	3,986	178	5	193	10,241	181	6,074
North Macedo..	1,721	80	1	33	3,634	174	1,739
Portugal	1,332	41	1	33	4,440	161	2,947
Moldova	1,514	48	2	96	4,627	155	2,959
Bolivia	2,495	97	5	40	3,779	140	1,144
Colombia	1,380	81	4	35	2,528	94	1,054
Kuwait	2,288	195	1	135	12,373	89	9,995
Dom. Rep.	1,800	111	1	34	3,760	78	1,883
Russia	1,473	44	1	61	4,839	74	3,293
Iraq	677	54	3	40	1,731	72	982
Honduras	2,312	41	1	6	2,664	71	281

26 - 50

	Active Today	Today			Total since 22 Jan		
		Confirmed	Deaths	Recovered	Total Confirmed	Total Deaths	Total Recovered
Bos. and Herz.	932	66	2	14	1,855	65	858
South Africa	2,050	231	2	105	4,019	63	1,906
Guatemala	1,215	70	2	4	1,488	61	212
Bahrain	2,883	351	3	263	18,529	61	15,586
Saudi Arabia	1,727	91	1	87	6,415	60	4,627
Qatar	1,630	193	1	405	35,442	49	33,763
Belarus	1,096	20	1	80	6,816	48	5,673
Kosovo	1,057	116	2	33	2,222	47	1,118
Oman	3,616	297	1	199	10,129	46	6,466
Israel	1,851	146	0	13	4,023	40	2,132
Argentina	1,121	81	1	40	2,007	38	848
Eq. Guinea	1,552	0	0	0	2,189	36	600
UAE	979	54	0	130	5,417	33	4,405
Mauritania	636	8	1	7	1,102	31	436
Ukraine	602	19	0	16	1,196	31	563
Azerbaijan	847	54	1	48	2,216	28	1,340
Gabon	1,412	0	0	0	2,638	21	1,205
Kyrgyzstan	935	78	1	12	1,434	19	480
Kazakhstan	1,030	196	0	0	2,916	14	1,871
Bangladesh	539	20	0	22	1,066	14	513
Central Africa..	622	19	0	19	870	11	236
West Bank an..	1,022	42	1	7	1,142	5	115
Costa Rica	871	127	0	18	1,273	5	397
Singapore	641	21	0	55	7,764	4	7,118
Total World	642	29	1	17	1,584	72	870

Several countries are revising and updating case counts

Confirmed Cases in **South Africa** increased 49% since 1 July

Sorted by total deaths / 1M
Top 50 countries selected by Active Cases / 1M
Excluded countries with population < 1M



Top 50 Countries: Raw Volume

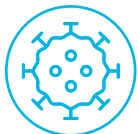
1 - 25		Today			Total since 22 Jan		
	Active Cases	Confirmed	Deaths	Recovered	Total Confirmed	Total Deaths	Total Recovered
EU	388,425	5,150	147	2,904	1,312,870	134,184	790,261
US	2,015,545	63,247	990	15,649	3,117,946	133,290	969,111
Brazil	515,148	42,619	1,220	31,603	1,755,779	69,184	1,171,447
UK	243,089	643	85	0	289,154	44,687	1,378
Italy	13,459	214	12	338	242,363	34,926	193,978
Mexico	29,129	7,280	730	5,312	282,283	33,526	219,628
France	99,079	1,284	46	515	207,356	29,982	78,295
Spain	74,279	543	5	0	253,056	28,401	150,376
India	276,685	26,506	475	19,135	793,802	21,604	495,513
Iran	25,977	2,079	221	2,713	250,458	12,305	212,176
Peru	97,332	3,537	181	3,054	316,448	11,314	207,802
Russia	214,920	6,491	176	8,776	706,240	10,826	480,494
Belgium	35,273	87	2	21	62,210	9,778	17,159
Germany	6,216	302	11	575	199,001	9,057	183,728
Canada	27,764	322	11	290	108,656	8,797	72,095
Chile	24,612	3,133	109	3,181	306,216	6,682	274,922
Netherlands	44,665	54	2	5	51,013	6,156	192
Sweden	68,833	475	18	0	74,333	5,500	0
Turkey	14,272	1,024	18	2,879	209,962	5,300	190,390
Pakistan	89,449	2,751	75	3,781	243,599	5,058	149,092
Ecuador	30,137	976	27	113	64,221	4,900	29,184
Colombia	70,213	4,144	185	1,773	128,638	4,791	53,634
China	549	42	0	0	84,992	4,641	79,802
South Africa	121,558	13,674	118	6,219	238,339	3,720	113,061
Egypt	52,884	950	53	512	79,254	3,617	22,753

26 - 50		Today			Total since 22 Jan		
	Active Cases	Confirmed	Deaths	Recovered	Total Confirmed	Total Deaths	Total Recovered
Indonesia	34,668	2,657	58	1,066	70,736	3,417	32,651
Iraq	27,228	2,170	103	1,623	69,612	2,882	39,502
Bangladesh	88,712	3,360	41	3,706	175,494	2,238	84,544
Saudi Arabia	60,131	3,183	41	3,046	223,327	2,100	161,096
Switzerland	1,220	88	0	0	32,586	1,966	29,400
Romania	7,986	614	17	170	30,789	1,834	20,969
Argentina	50,660	3,663	26	1,811	90,693	1,720	38,313
Portugal	13,584	418	13	335	45,277	1,644	30,049
Bolivia	29,121	1,129	61	471	44,113	1,638	13,354
Poland	9,923	262	9	599	36,951	1,551	25,477
Ukraine	26,335	828	21	694	52,285	1,344	24,606
Philippines	37,627	1,395	0	225	51,754	1,314	12,813
Afghanistan	12,104	314	21	147	33,908	957	20,847
Dom. Rep.	19,522	1,202	13	370	40,790	842	20,426
Panama	20,940	965	20	968	42,216	839	20,437
Belarus	10,353	187	6	755	64,411	449	53,609
Kuwait	9,772	833	3	578	52,840	382	42,686
Israel	16,025	1,268	4	114	34,825	348	18,452
UAE	9,679	532	1	1,288	53,577	328	43,570
Kazakhstan	19,346	3,688	0	0	54,747	264	35,137
Oman	18,468	1,518	3	1,016	51,725	236	33,021
Qatar	4,696	557	4	1,165	102,110	142	97,272
Bahrain	4,905	597	5	447	31,528	103	26,520
Singapore	3,752	125	0	322	45,423	26	41,645
Total World	4,973,470	227,038	5,456	134,517	12,268,518	554,924	6,740,124

Several countries are revising and updating case counts

Confirmed Cases in **Australia** increased 11% since 1 July

Sorted by total deaths
Top 50 countries selected by Total Confirmed Cases
Excluded countries with population < 1M



United States: Per 1M



1 - 26

	Active Today	Today			Total since 22 Jan		
		Confirmed	Deaths	Recovered	Total Confirmed	Total Deaths	Total Recovered
New York	12,548	39	2	481	21,847	1,663	7,637
New Jersey	10,421	55	11	316	20,017	1,748	7,848
Connecticut	7,496	28	1	495	13,241	1,220	4,525
Massachuse..	1,202	43	4	0	16,090	1,200	13,688
Louisiana	4,797	396	3	0	15,487	723	9,967
Rhode Island	13,768	37	3	7	16,277	919	1,590
DC	11,972	52	6	52	15,131	805	2,355
Michigan	1,597	51	1	0	7,516	628	5,291
Illinois	2,322	80	2	25	11,961	578	9,061
Pennsylvania	1,502	58	2	84	7,626	539	5,586
Maryland	10,425	97	2	16	11,818	544	849
Delaware	5,251	71	2	51	12,869	531	7,087
Indiana	1,343	76	1	49	7,364	407	5,614
Colorado	3,993	150	1	123	6,169	296	1,880
Mississippi	3,434	236	5	0	11,287	405	7,448
Georgia	8,243	267	1	149	10,052	276	1,533
Ohio	1,387	96	1	58	5,247	257	3,603
Minnesota	610	102	1	52	7,122	271	6,240
New Hamps..	555	15	1	10	4,393	285	3,553
New Mexico	3,625	112	3	32	6,796	254	2,918
Iowa	1,941	234	2	118	10,538	235	8,362
Virginia	6,676	72	4	6	7,965	227	1,062
Nevada	2,660	196	6	534	8,085	185	5,240
Arizona	13,367	557	10	149	15,480	280	1,833
Alabama	4,553	451	2	755	10,029	218	5,258
Florida	9,210	416	6	69	10,835	187	1,439

27 - 51

	Active Today	Today			Total since 22 Jan		
		Confirmed	Deaths	Recovered	Total Confirmed	Total Deaths	Total Recovered
Washington	3,369	149	1	6	5,194	183	1,642
Missouri	3,302	138	2	51	4,429	179	947
S. Carolina	5,944	346	4	0	9,845	176	3,725
California	5,426	279	5	86	7,663	173	2,063
Nebraska	2,654	218	1	144	10,661	147	7,861
N. Carolina	2,180	225	2	0	7,596	142	5,274
Wisconsin	1,083	129	0	84	5,824	139	4,602
Kentucky	2,841	73	1	6	4,084	137	1,105
South Dakota	1,022	106	3	159	8,292	114	7,156
North Dakota	684	130	0	67	5,341	112	4,546
Texas	4,115	491	5	174	8,300	105	4,081
Tennessee	3,408	235	4	128	8,433	104	4,921
Oklahoma	1,007	152	1	277	4,674	104	3,563
Arkansas	1,906	267	1	197	8,633	102	6,625
Kansas	2,323	50	1	84	6,142	101	3,718
Vermont	260	26	0	24	2,038	90	1,689
Maine	353	19	1	63	2,593	83	2,158
Utah	3,584	187	1	151	8,533	64	4,885
Idaho	3,529	497	3	64	5,276	56	1,691
Oregon	1,892	88	1	24	2,653	55	706
West Virginia	565	66	0	39	2,135	53	1,517
Wyoming	760	59	0	38	3,065	36	2,269
Montana	603	89	2	35	1,372	23	745
Alaska	935	63	0	11	1,739	23	781
Hawaii	191	42	0	30	798	13	593

Reported deaths in **Arizona** increased 18% since 1 July

Sorted by total deaths / 1M



United States: Raw Volume

Updated 10 July 2020, 3:30 GMT 6

1 - 26

	Active Cases	Today			Total since 22 Jan		
		Confirmed	Deaths	Recovered	Total Confirmed	Total Deaths	Total Recovered
New York	244,096	762	39	9,363	425,009	32,343	148,570
New Jersey	92,564	488	99	2,805	177,795	15,522	69,709
Massachuse..	8,282	295	25	0	110,897	8,268	94,347
Illinois	29,422	1,018	20	314	151,572	7,329	114,821
Pennsylvania	19,223	737	32	1,070	97,634	6,904	71,507
California	214,399	11,016	187	3,379	302,765	6,840	81,526
Michigan	15,951	512	9	0	75,063	6,271	52,841
Connecticut	26,727	101	5	1,764	47,209	4,348	16,134
Florida	197,802	8,935	119	1,482	232,718	4,009	30,907
Louisiana	22,300	1,843	16	0	71,994	3,360	46,334
Maryland	63,027	586	13	96	71,447	3,288	5,132
Texas	119,306	14,237	142	5,041	240,675	3,043	118,326
Ohio	16,214	1,122	10	673	61,331	3,006	42,111
Georgia	87,517	2,837	8	1,583	106,727	2,930	16,280
Indiana	9,041	512	7	333	49,575	2,739	37,795
Arizona	97,292	4,057	75	1,081	112,671	2,038	13,341
Virginia	56,986	613	32	54	67,988	1,937	9,065
Colorado	22,993	861	5	707	35,525	1,706	10,826
Minnesota	3,442	574	5	291	40,163	1,528	35,193
N. Carolina	22,860	2,359	23	0	79,669	1,491	55,318
Washington	25,654	1,138	10	48	39,549	1,394	12,501
Mississippi	10,220	703	16	0	33,591	1,204	22,167
Missouri	20,267	849	10	312	27,183	1,101	5,815
Alabama	22,323	2,212	10	3,701	49,174	1,068	25,783
Rhode Island	14,585	39	3	7	17,243	974	1,684
S. Carolina	30,605	1,782	21	0	50,691	905	19,181

27 - 51

	Active Cases	Today			Total since 22 Jan		
		Confirmed	Deaths	Recovered	Total Confirmed	Total Deaths	Total Recovered
Wisconsin	6,307	754	2	487	33,908	809	26,792
Iowa	6,125	737	5	373	33,248	740	26,383
Tennessee	23,272	1,605	25	873	57,591	710	33,609
Kentucky	12,694	326	4	27	18,245	612	4,939
Nevada	8,193	603	18	1,644	24,904	571	16,140
DC	8,449	37	4	37	10,679	568	1,662
New Mexico	7,600	234	6	67	14,251	533	6,118
Delaware	5,113	69	2	50	12,531	517	6,901
Oklahoma	3,986	603	3	1,095	18,496	410	14,100
New Hamps..	755	21	1	14	5,973	387	4,831
Arkansas	5,751	806	4	596	26,052	309	19,992
Kansas	6,767	145	4	244	17,893	294	10,832
Nebraska	5,133	422	2	279	20,623	284	15,206
Oregon	7,981	371	6	100	11,188	230	2,977
Utah	11,490	601	4	483	27,356	205	15,661
Maine	474	26	1	85	3,486	111	2,901
South Dakota	904	94	3	141	7,336	101	6,331
Idaho	6,306	889	6	115	9,428	100	3,022
West Virginia	1,013	119	0	70	3,826	95	2,718
North Dakota	521	99	0	51	4,070	85	3,464
Vermont	162	16	0	15	1,272	56	1,054
Montana	645	95	2	37	1,466	25	796
Wyoming	440	34	0	22	1,774	21	1,313
Hawaii	271	59	0	43	1,130	19	840
Alaska	684	46	0	8	1,272	17	571

Confirmed cases in **California** increased 30% since 1 July

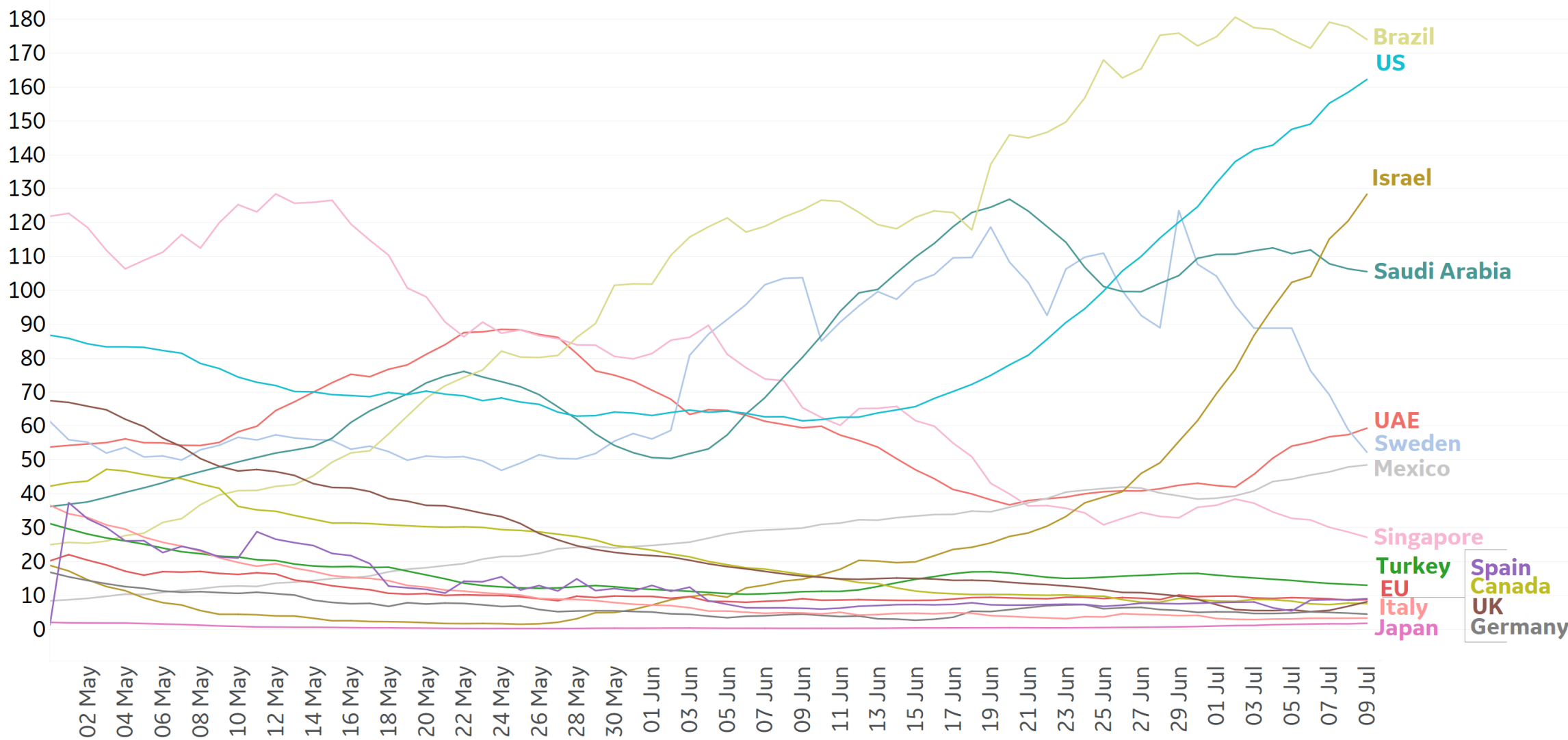
Sorted by volume of total deaths



New Confirmed Cases in Select Countries

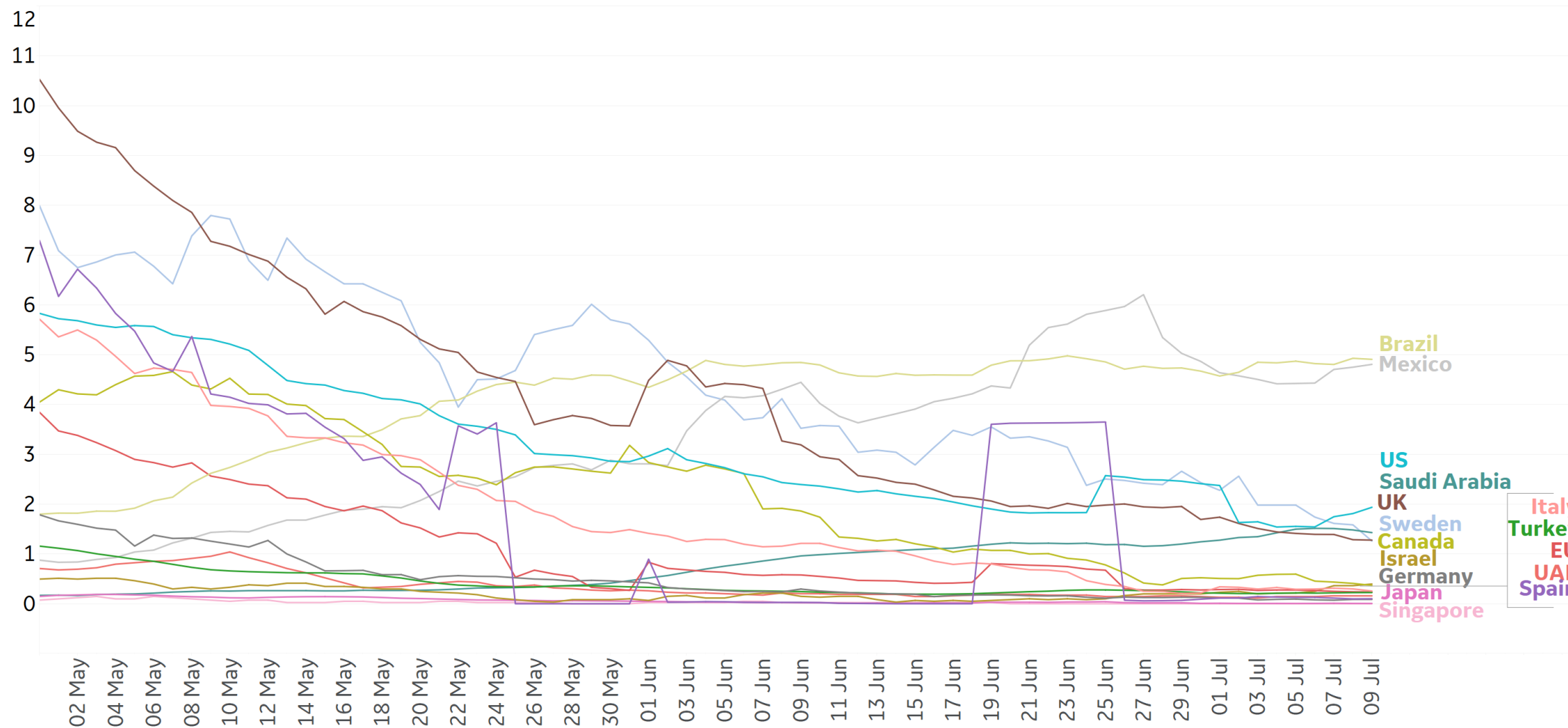
Daily New Confirmed Cases / 1M

7-day rolling avg. since 30 Apr 2020





7-day rolling avg. since 30 Apr 2020

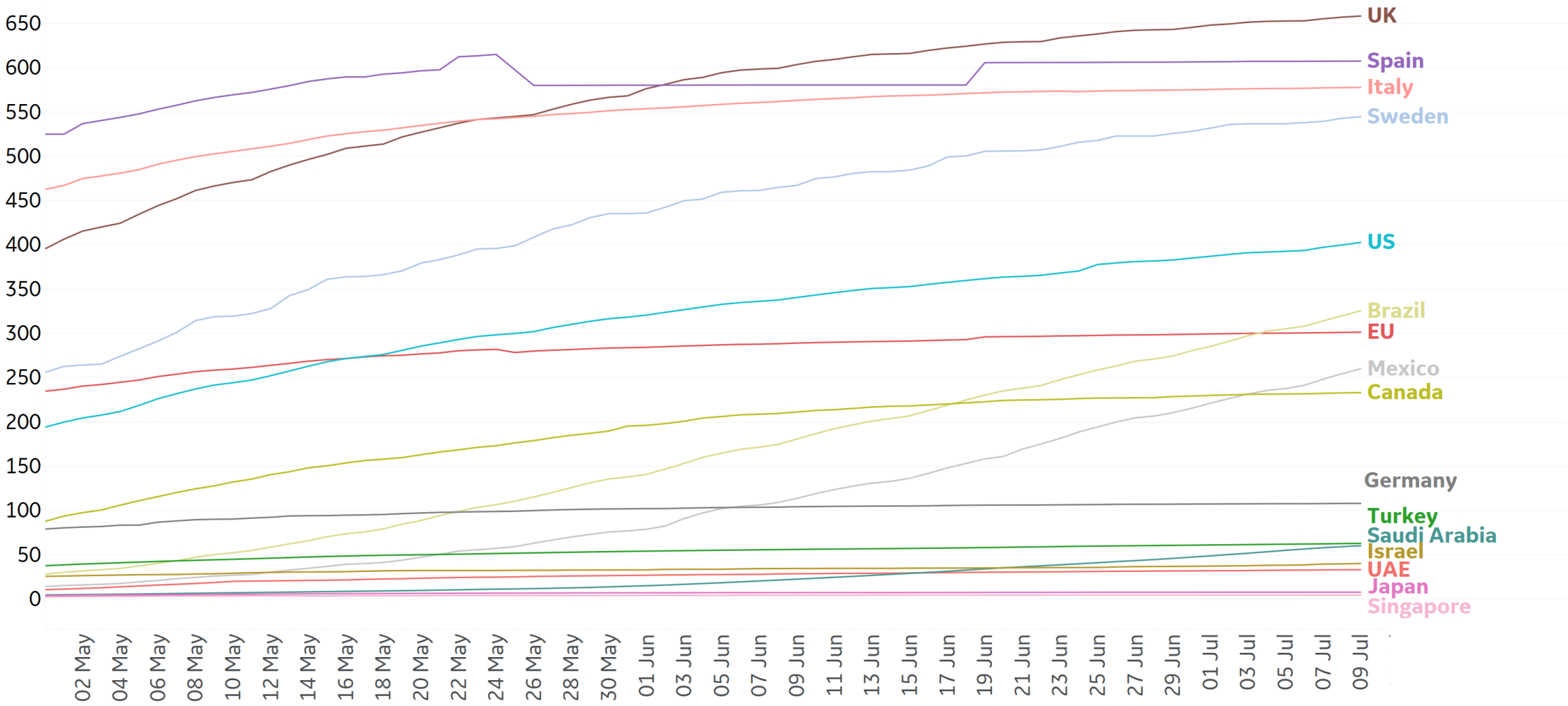




Cumulative Deaths in Select Countries

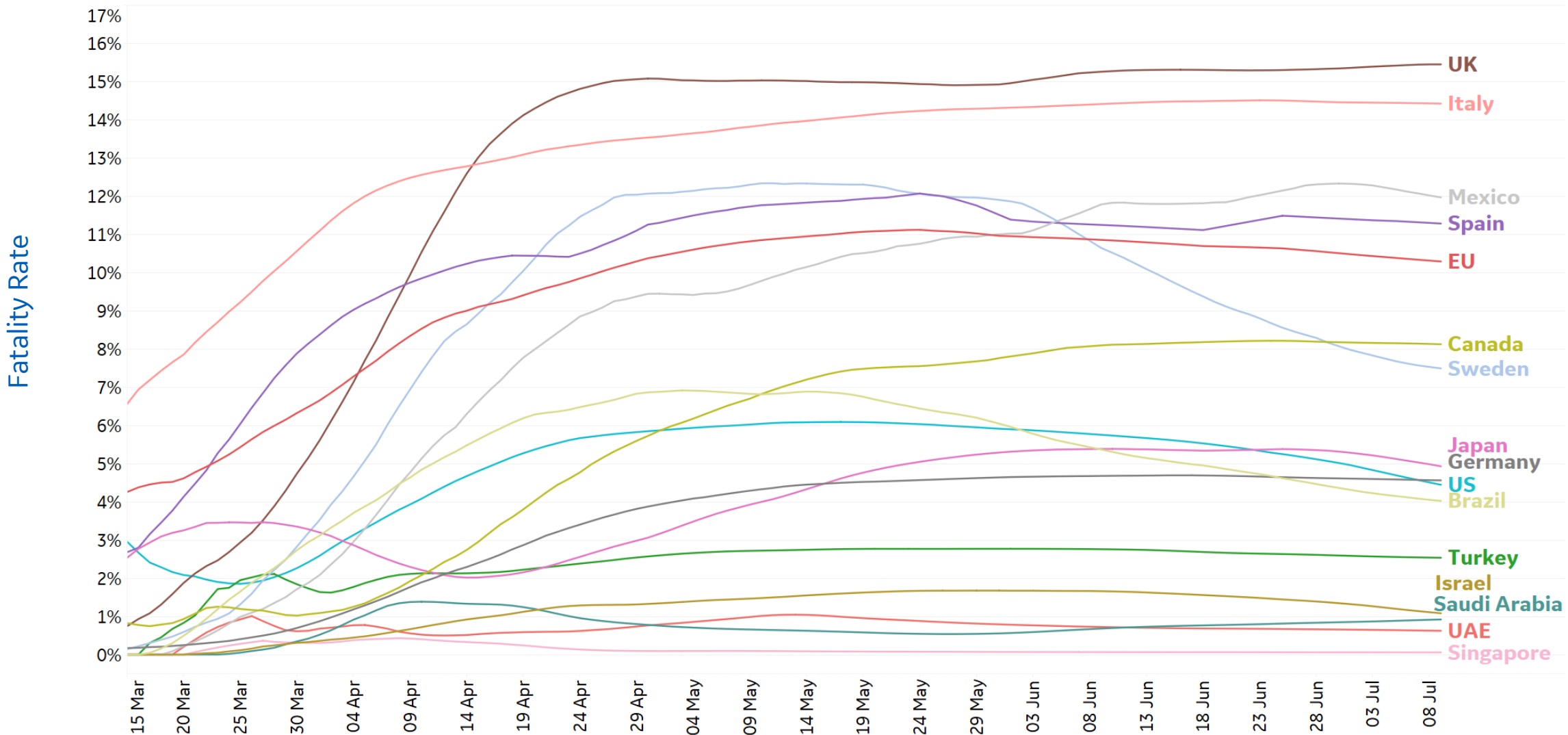
Updated 10 July 2020, 3:30 GMT

Cumulative Deaths / 1M
Since 30 Apr 2020





Since 15 Mar 2020

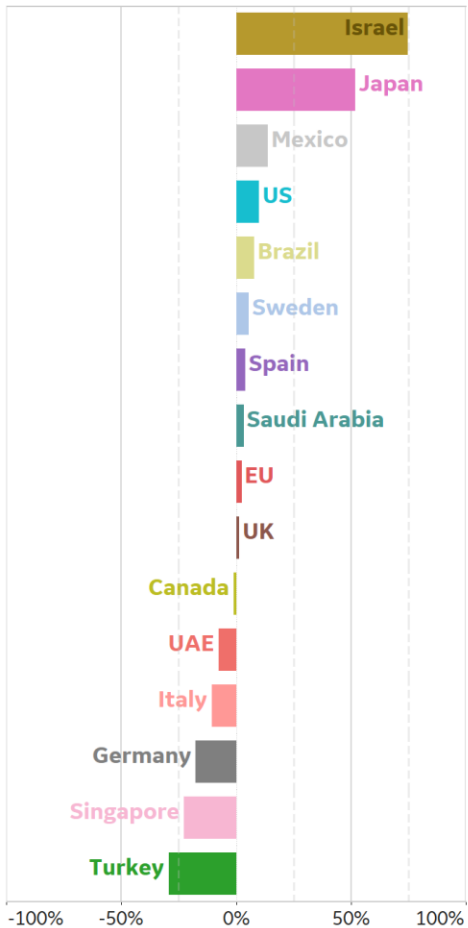




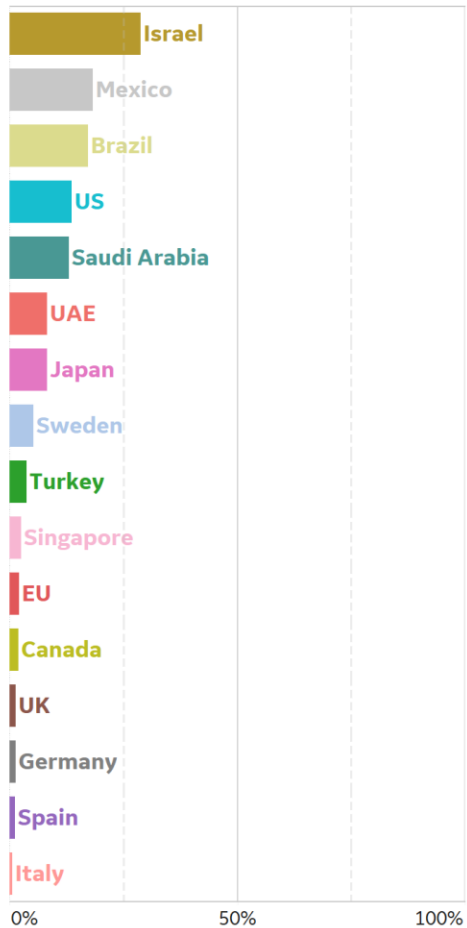
% Change in Case Volume in Select Countries

Over Previous 7 days

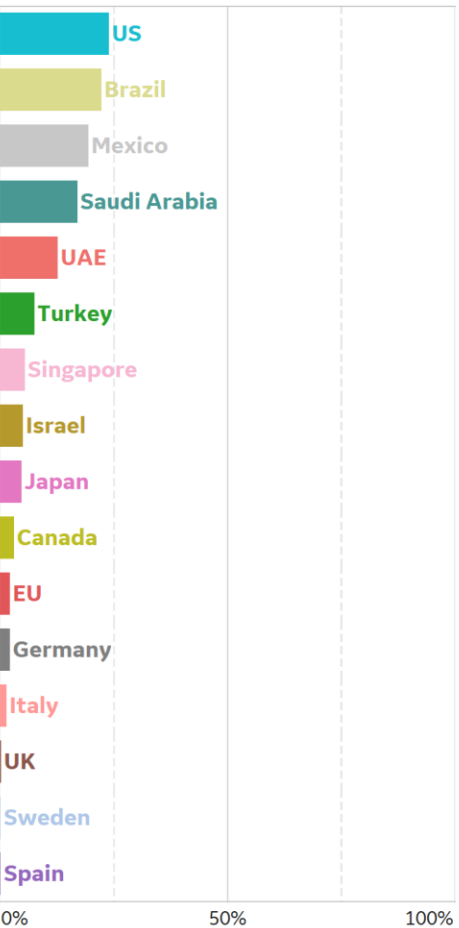
Active Cases




Confirmed Cases



Reported Recoveries



Reported Deaths

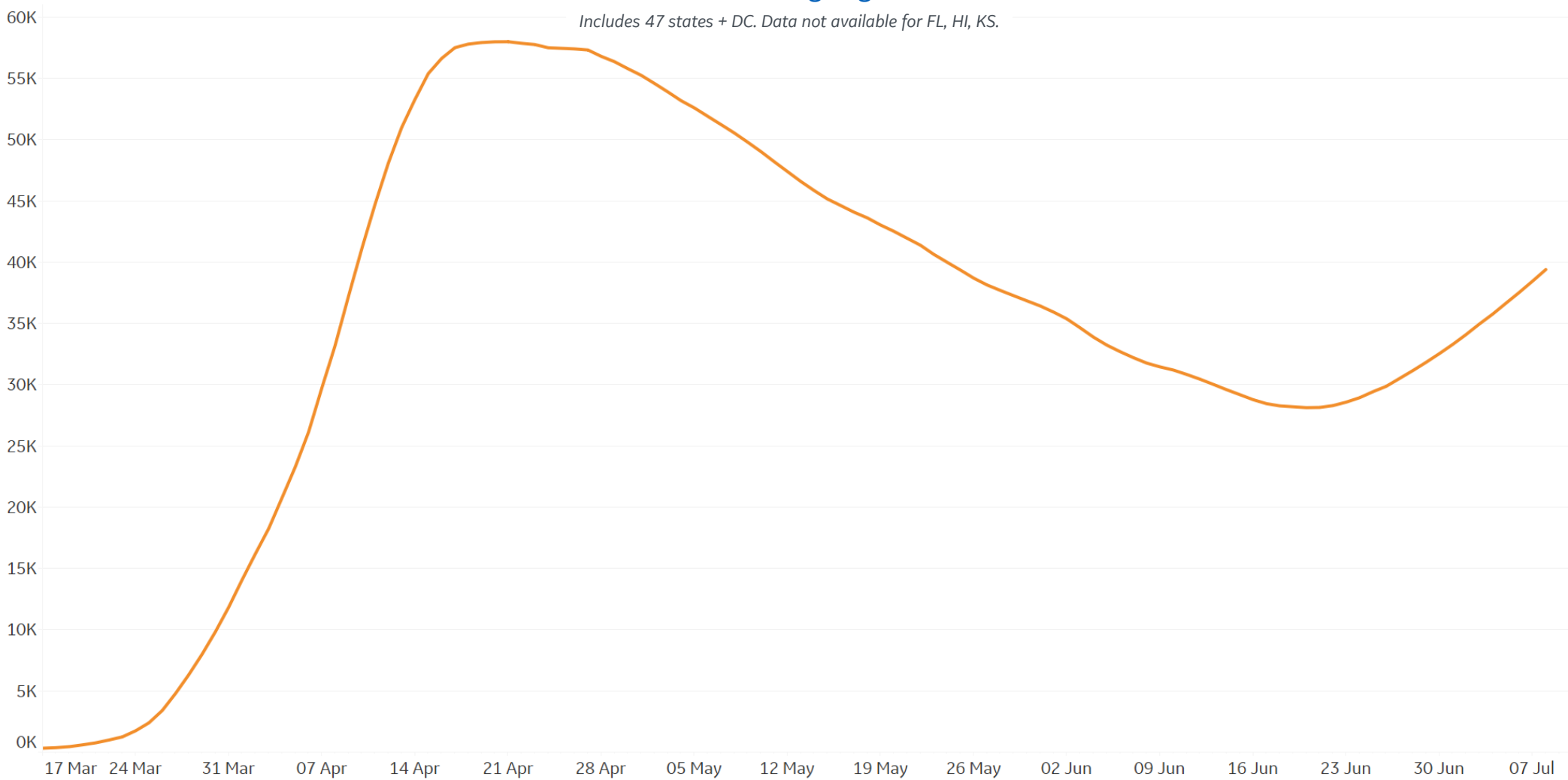




Feature: Total Hospitalizations in US

Total Current Hospitalizations in United States
7d Rolling Avg

Includes 47 states + DC. Data not available for FL, HI, KS.





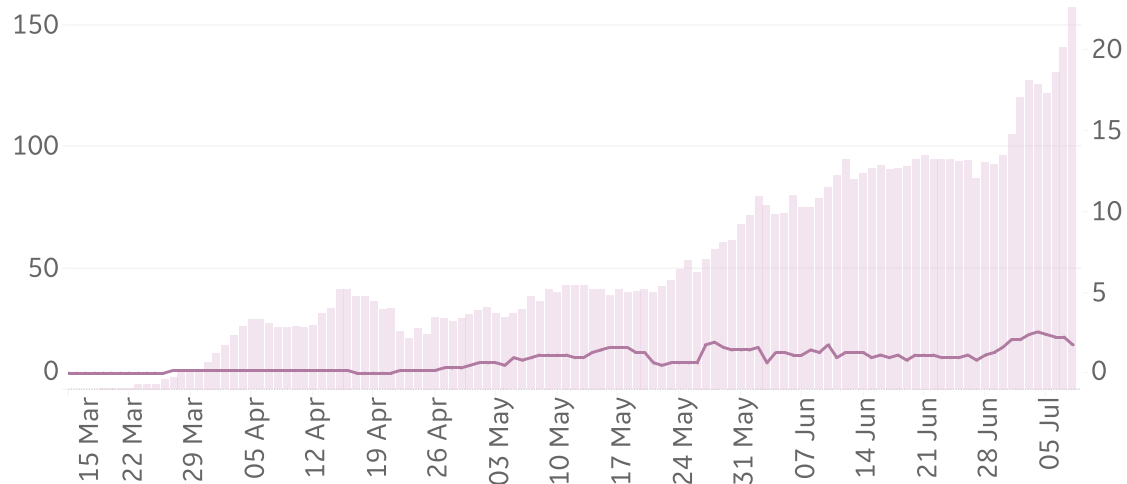
Feature: Trends in CC Ecosystem Cities

Asheville, NC

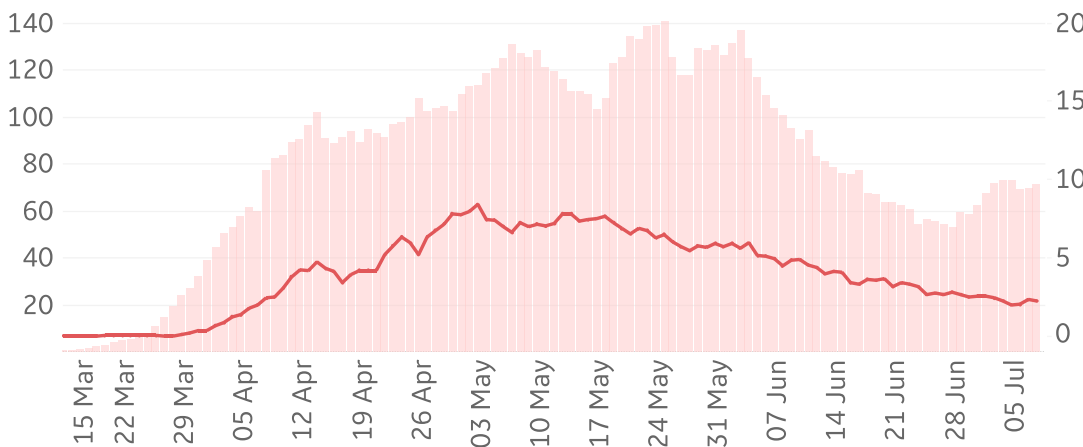
Daily New Confirmed Cases / 1M (Bars)



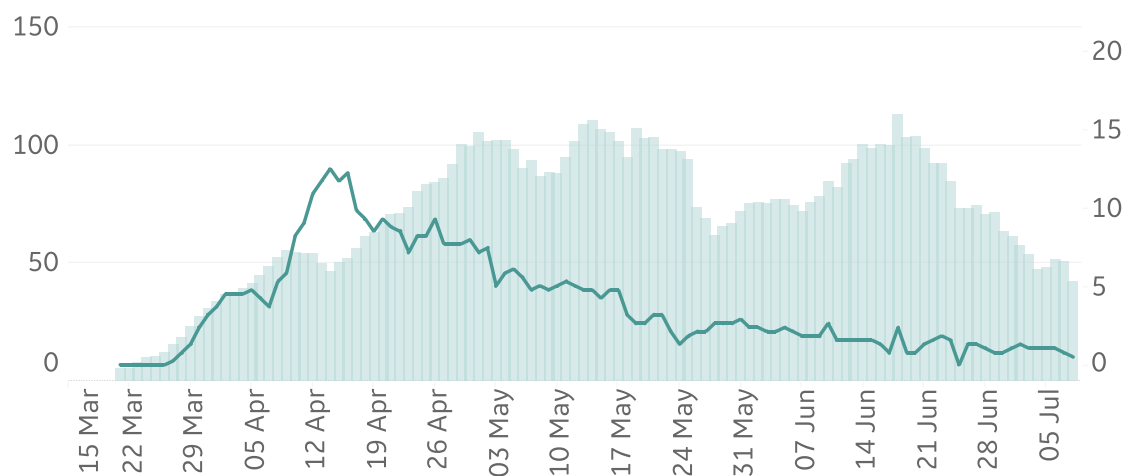
Bakersfield, CA



Baltimore, MD



Bradford, UK



Daily New Deaths / 1M (Lines)
7-day Rolling Avg



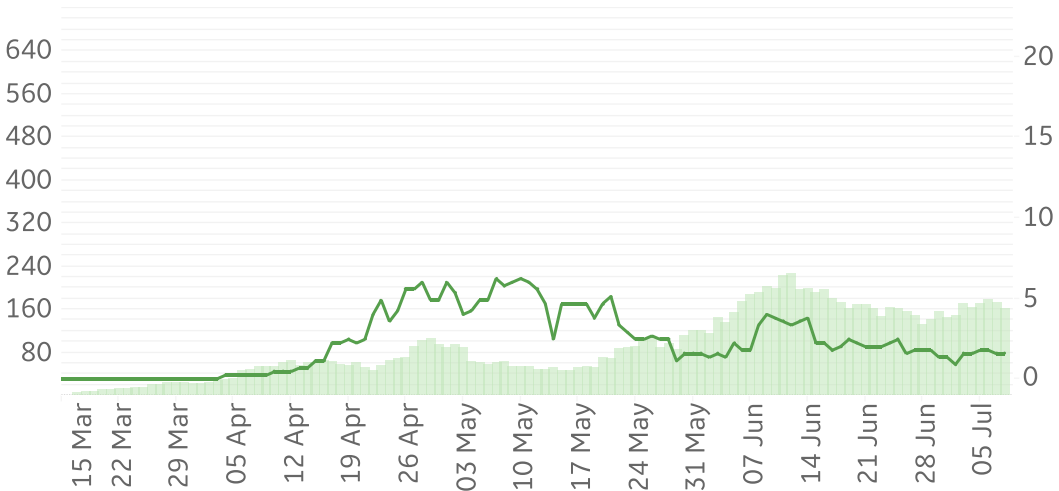
Feature: Trends in CC Ecosystem Cities

Updated 10 July 2020, 3:30 GMT 14

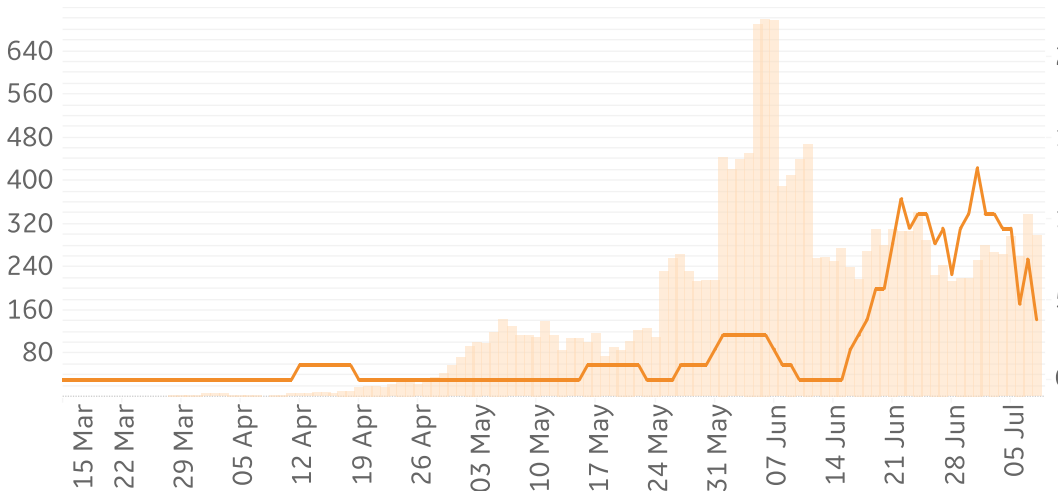
Durham, NC

Daily New Confirmed Cases / 1M (Bars)

7-day Rolling Avg



Hanford, CA



Leiden, Netherlands



Los Angeles, CA



Daily New Deaths / 1M (Lines)
7-day Rolling Avg

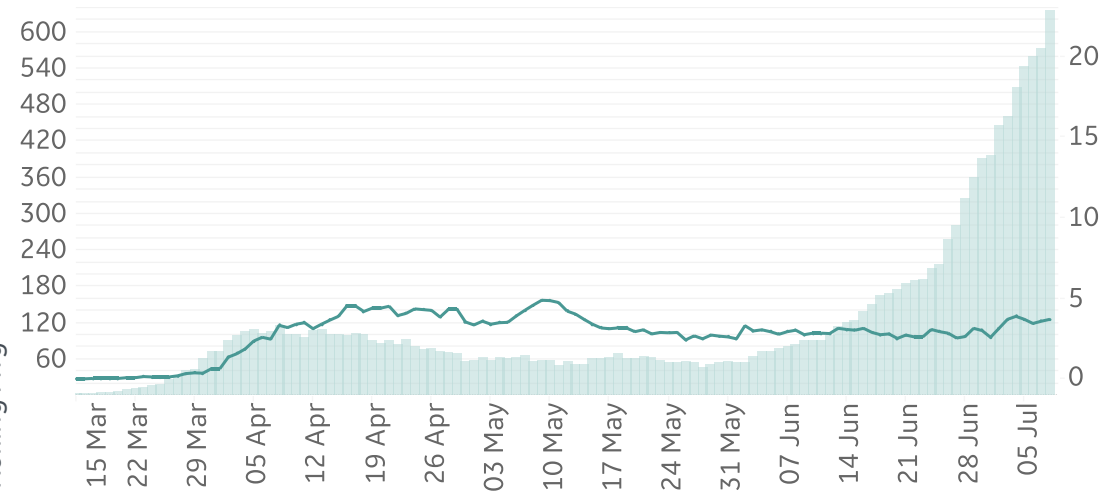


Feature: Trends in CC Ecosystem Cities

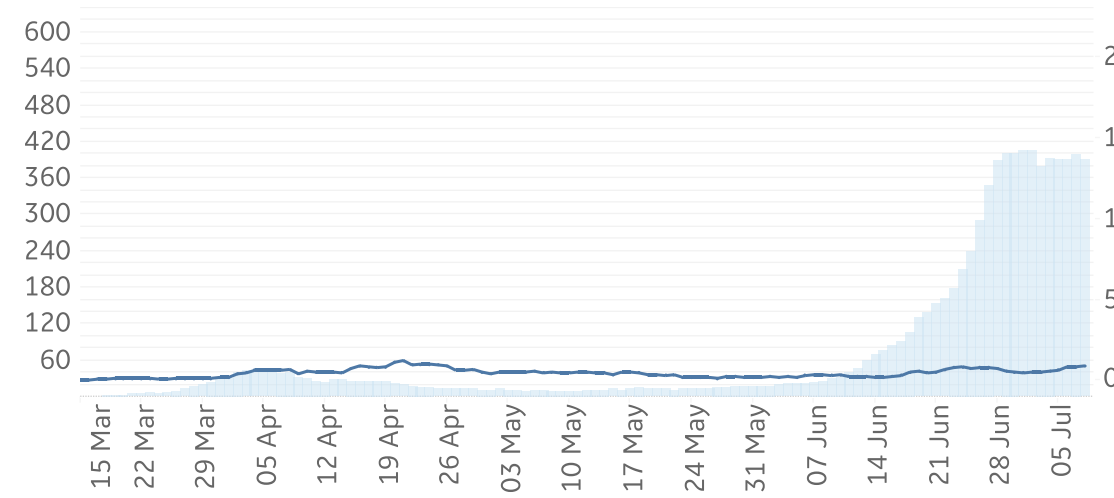
Daily New Confirmed Cases / 1M (Bars)

7-day Rolling Avg

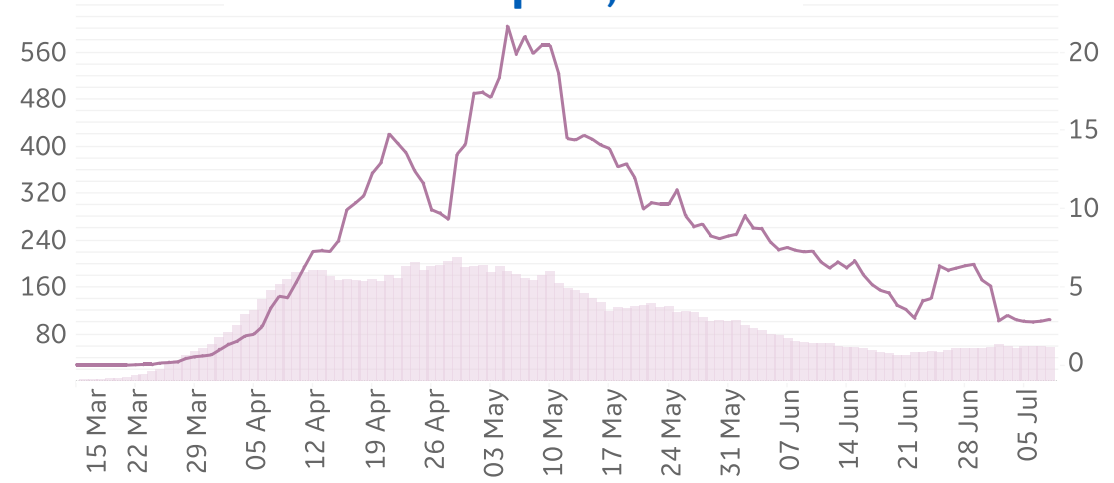
Miami, FL



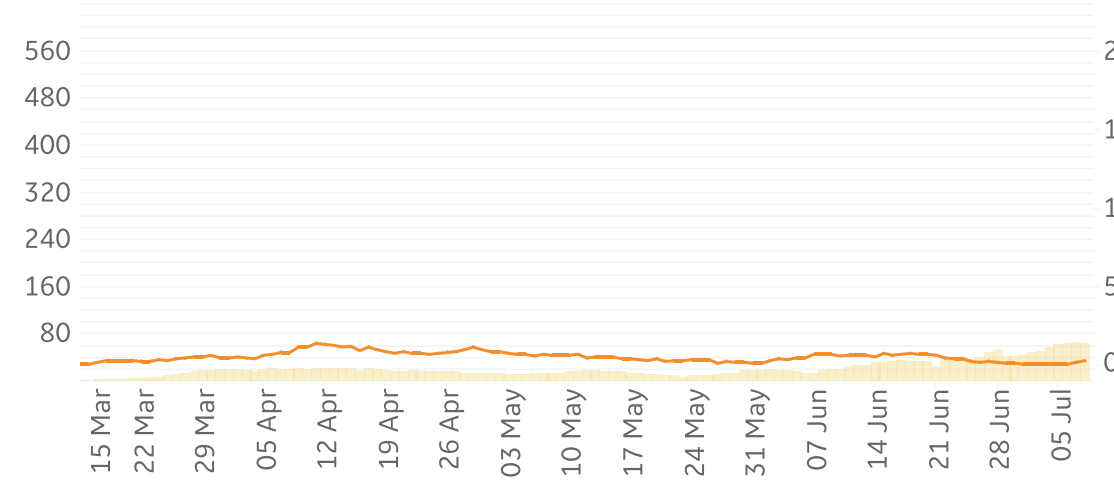
Orlando, FL



Philadelphia, PA



Portland, OR



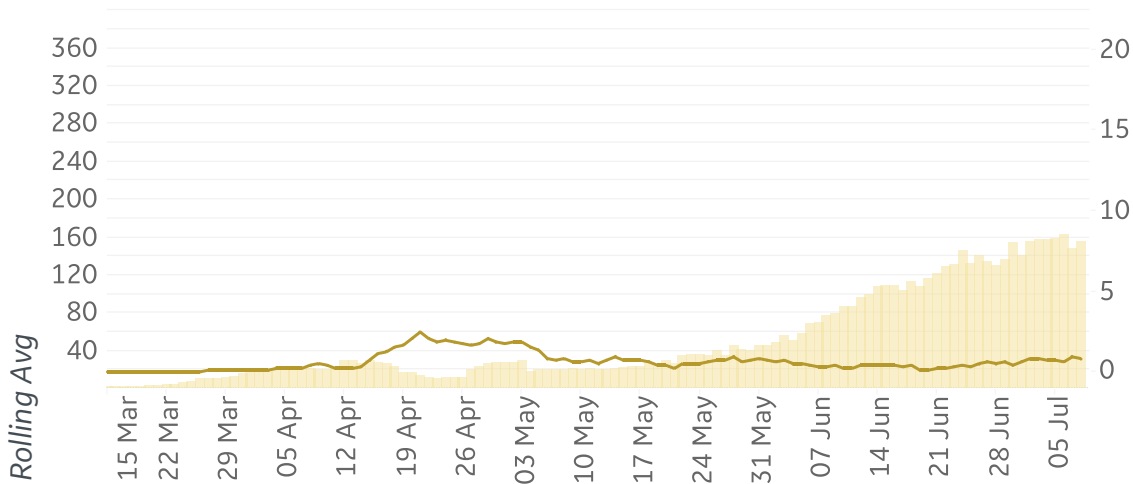
Daily New Deaths / 1M (Lines)
7-day Rolling Avg



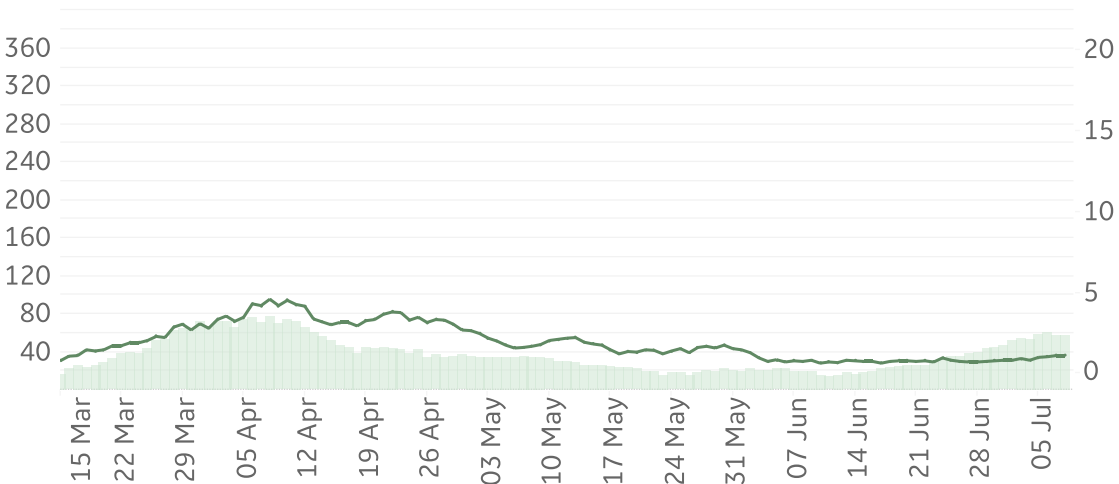
Feature: Trends in CC Ecosystem Cities

Raleigh, NC

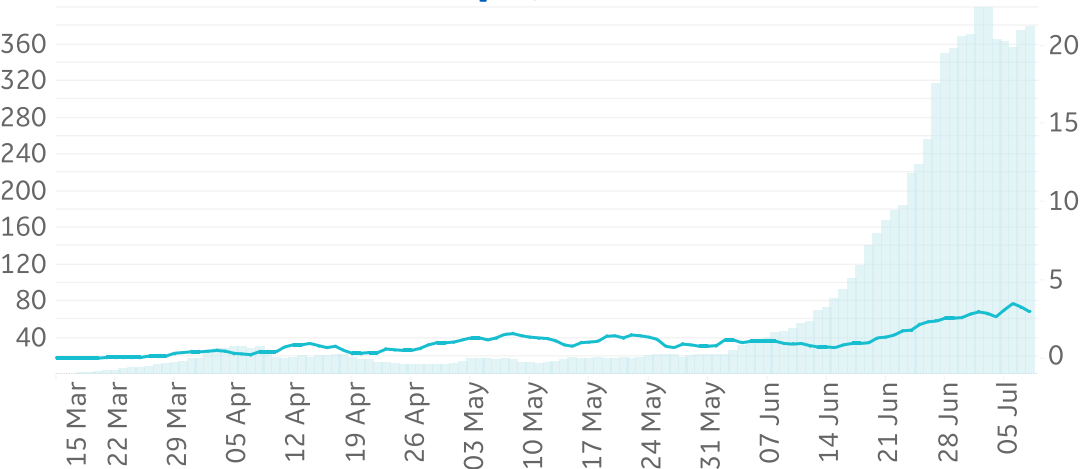
Daily New Confirmed Cases / 1M (Bars)



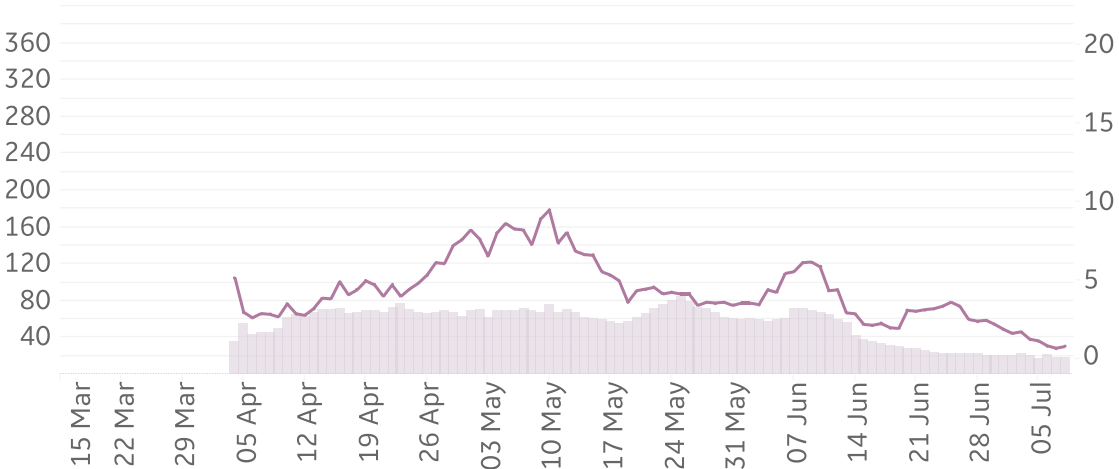
Seattle, WA



Tampa, FL



Toronto, Canada



Daily New Deaths / 1M (Lines)
7-day Rolling Avg



Per 1M in Region

	Today	Change
Active Cases	944	+0.2%
Confirmed	24 new	+1%
Deaths	1 new	+0.4%
Recovered	21 new	+1%

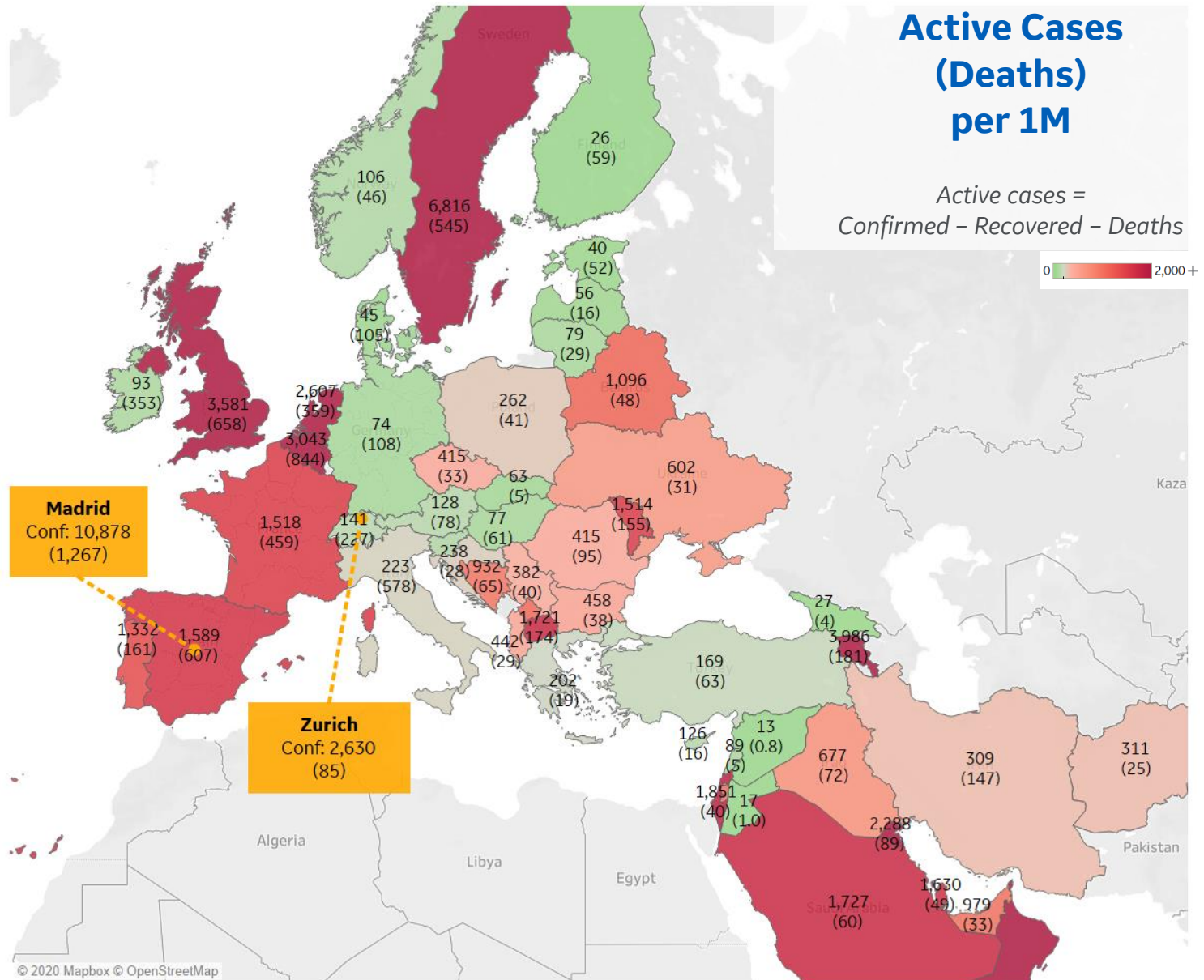
Most Active Cases per 1M

Sweden	6,816
Armenia	3,986
Oman	3,616
UK	3,581
Belgium	3,043
Bahrain	2,883
Netherlands	2,607
Kuwait	2,288
Israel	1,851
Saudi Arabia	1,727

* Excludes regions with population < 1M

Active Cases (Deaths) per 1M

Active cases =
Confirmed - Recovered - Deaths





Per 1M in Region

	Today	Change
Active Cases	3,344	+0.2%
Confirmed	9 new	+0.2%
Deaths	1 new	+0.19%
Recovered	0 new	+0%

Most Active Cases per 1M

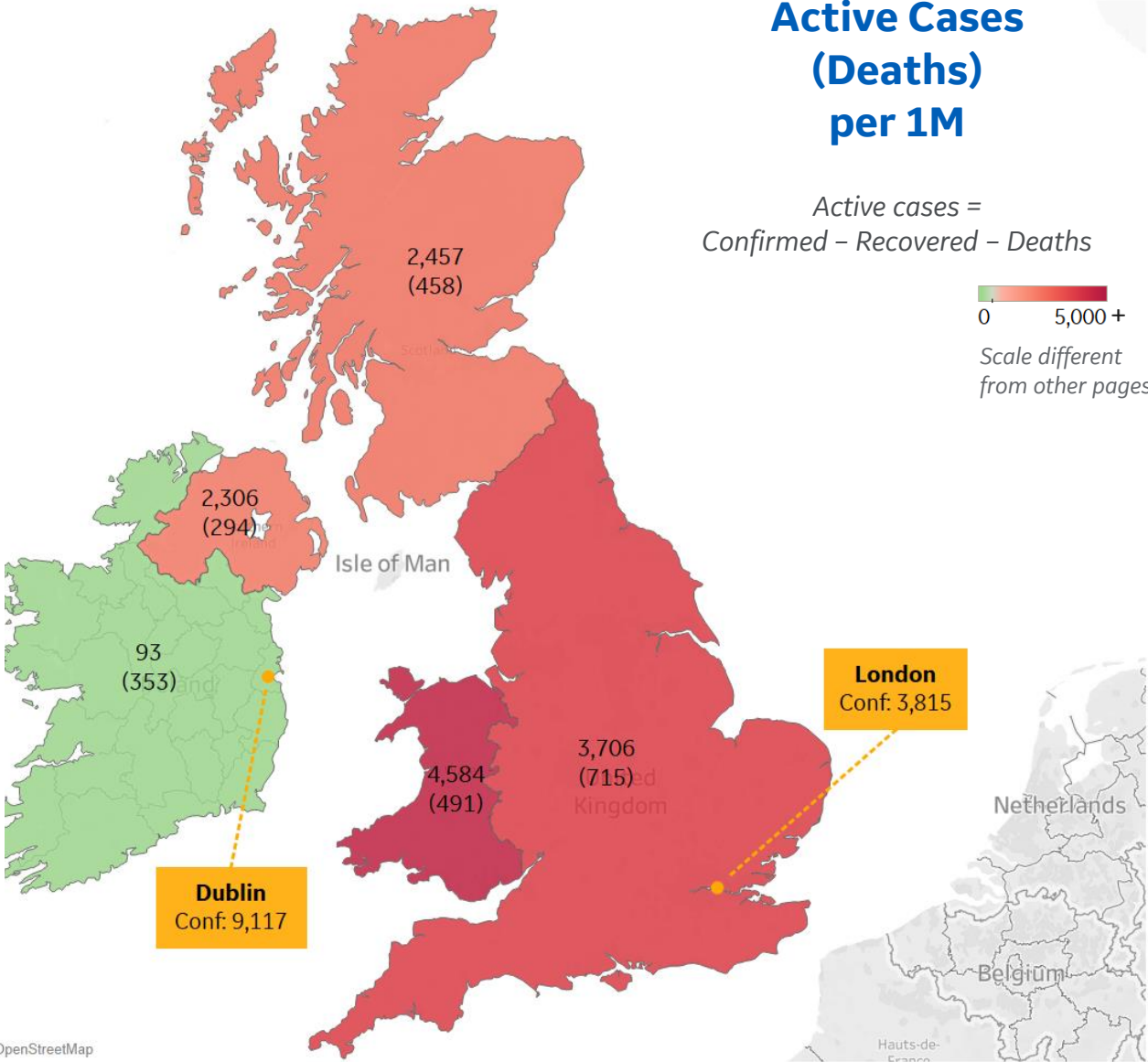
Wales	4,584
England	3,706
Scotland	2,457
Northern Ireland	2,306
Ireland	93

Active Cases (Deaths) per 1M

Active cases =
Confirmed - Recovered - Deaths

0 5,000 +

Scale different
from other pages





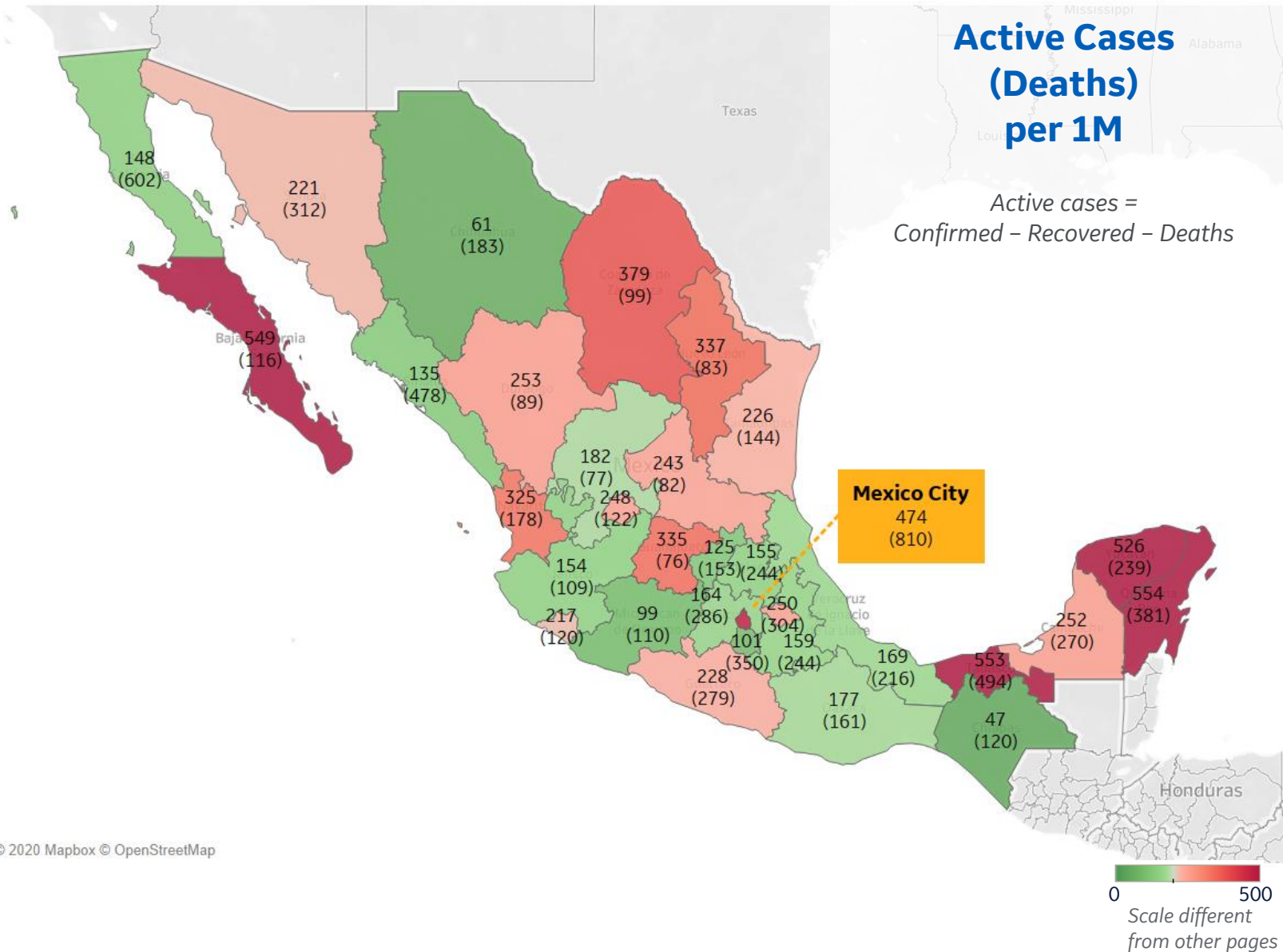
Mexico

Per 1M in Region

	Today	Change
Active Cases	226	+4%
Confirmed	56 new	+3%
Deaths	6 new	+2%
Recovered	41 new	+2%

Most Active Cases per 1M

Quintana Roo	554
Tabasco	553
Baja California Sur	549
Yucatan	526
Distrito Federal	474
Coahuila	379
Nuevo Leon	337
Guanajuato	335
Nayarit	325
Durango	253



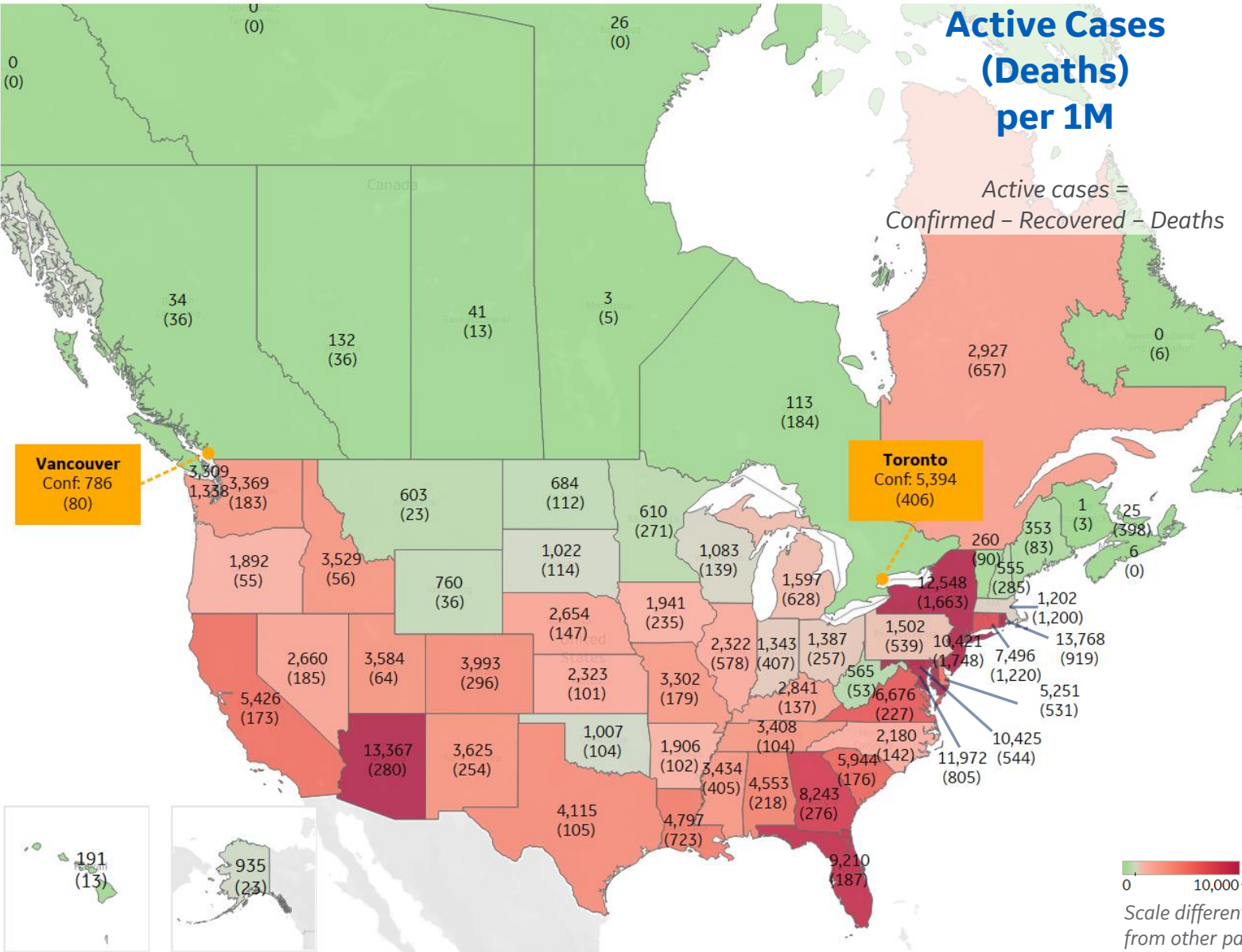


Per 1M in Region

	Today	Change
Active Cases	5,541	+2%
Confirmed	172 new	+2%
Deaths	3 new	+0.7%
Recovered	44 new	+2%

Most Active Cases per 1M

Rhode Island	13,768
Arizona	13,367
New York	12,548
DC	11,972
Maryland	10,425
New Jersey	10,421
Florida	9,210
Georgia	8,243
Connecticut	7,496
Virginia	6,676

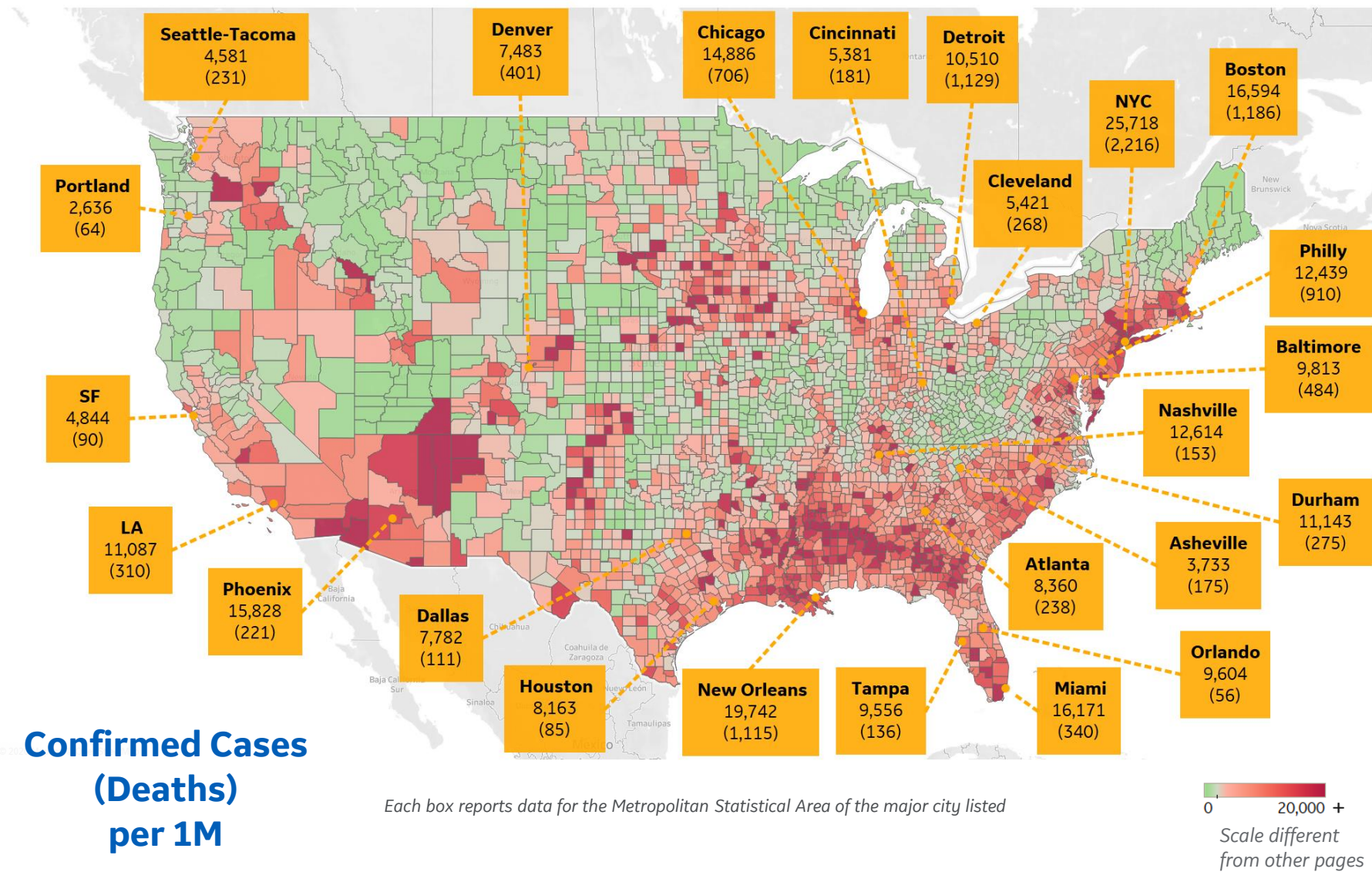




US by County & Metro, Total to Date

Updated 10 July 2020, 3:30 GMT

21



Top 10 Northeast Counties

Total Confirmed Cases / 1M

Rockland County, NY	42,000
Westchester County, NY	36,365
Passaic County, NJ	33,876
Nassau County, NY	31,073
Union County, NJ	29,590
Suffolk County, NY	28,341
Hudson County, NJ	28,312
Orange County, NY	28,082
New York City*	26,155
Suffolk County, MA	25,092

Top 10 Other US Counties

Total Confirmed Cases / 1M

Yakima County, WA	31,362
Jefferson Parish, LA	24,380
Prince George's County, MD	21,396
Orleans Parish, LA	21,387
Miami-Dade County, FL	20,597
Cook County, IL	18,253
Davidson County, TN	18,078
Prince William County, VA	16,344
District of Columbia, DC	15,131
Kane County, IL	14,972

Note: Includes counties ≥ 250K population
* New York City counties aggregated into one reporting area



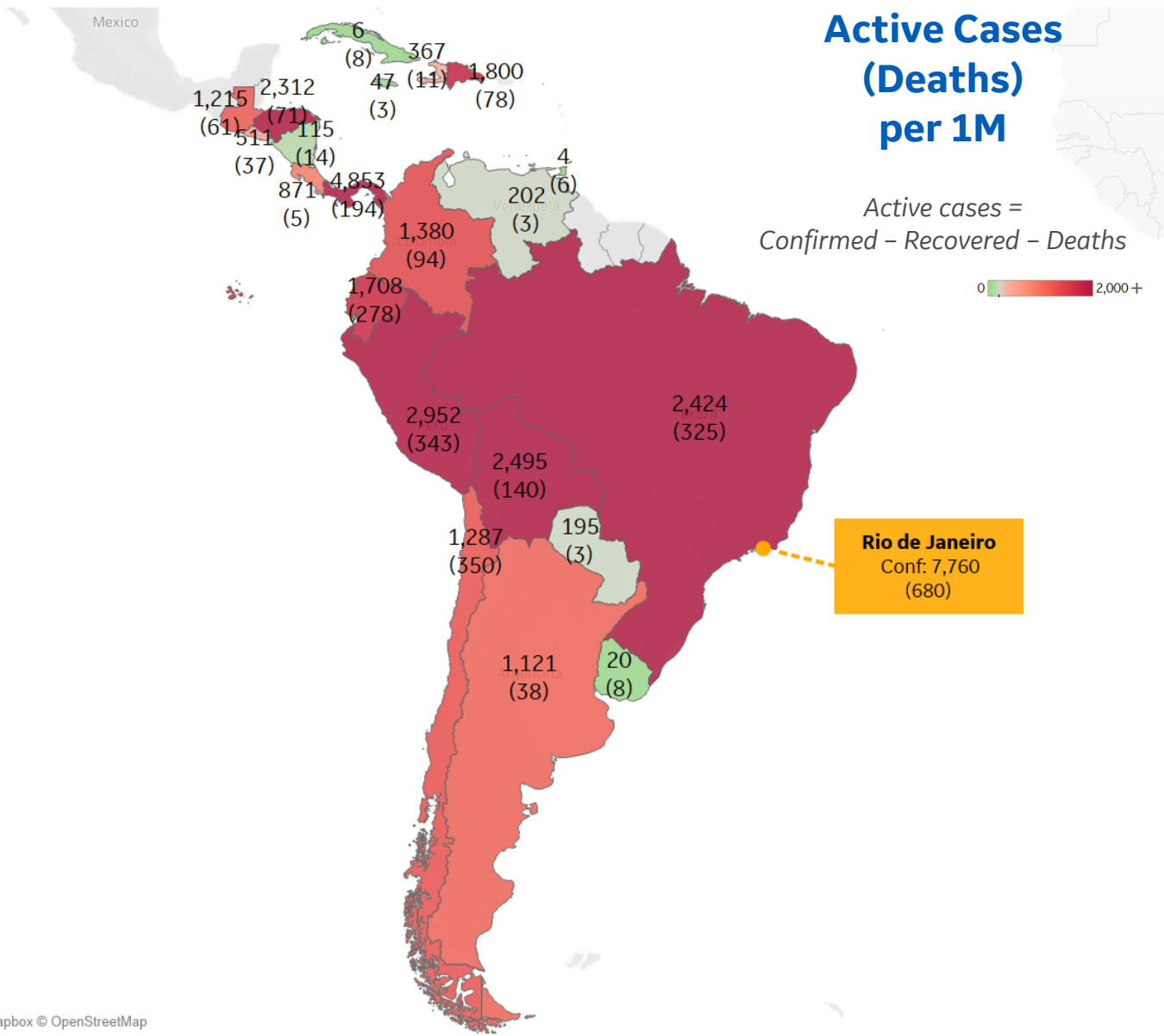
Per 1M in Region

	Today	Change
Active Cases	1,773	+2%
Confirmed	124 new	+2%
Deaths	4 new	+2%
Recovered	85 new	+2%

Most Active Cases per 1M

Panama	4,853
Peru	2,952
Bolivia	2,495
Brazil	2,424
Honduras	2,312
Dom. Rep.	1,800
Ecuador	1,708
Colombia	1,380
Chile	1,287
Guatemala	1,215

* Excludes regions with population < 1M





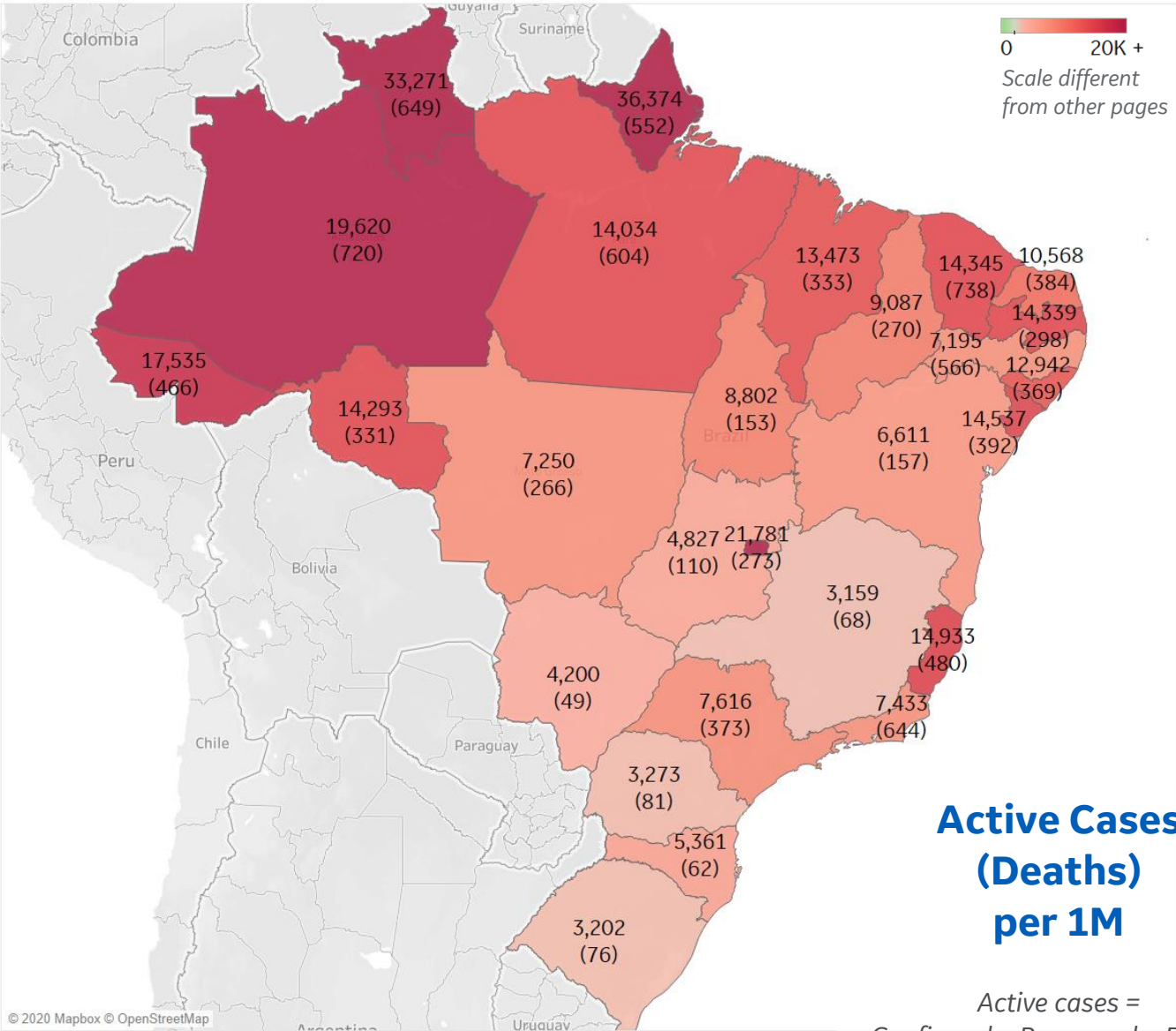
Per 1M in Region

	Today	Change
Active Cases	2,424	-3%
Confirmed	201 new	+2%
Deaths	6 new	+2%
Recovered	149 new	+3%

Most Active Cases per 1M

Distrito Federal	21,781
Amazonas	19,620
Espírito Santo	14,933
Sergipe	14,537
Ceará	14,345
Paraíba	14,339
Rondônia	14,293
Pará	14,034
Maranhão	13,473
Alagoas	12,942

* Excludes regions with population < 1M





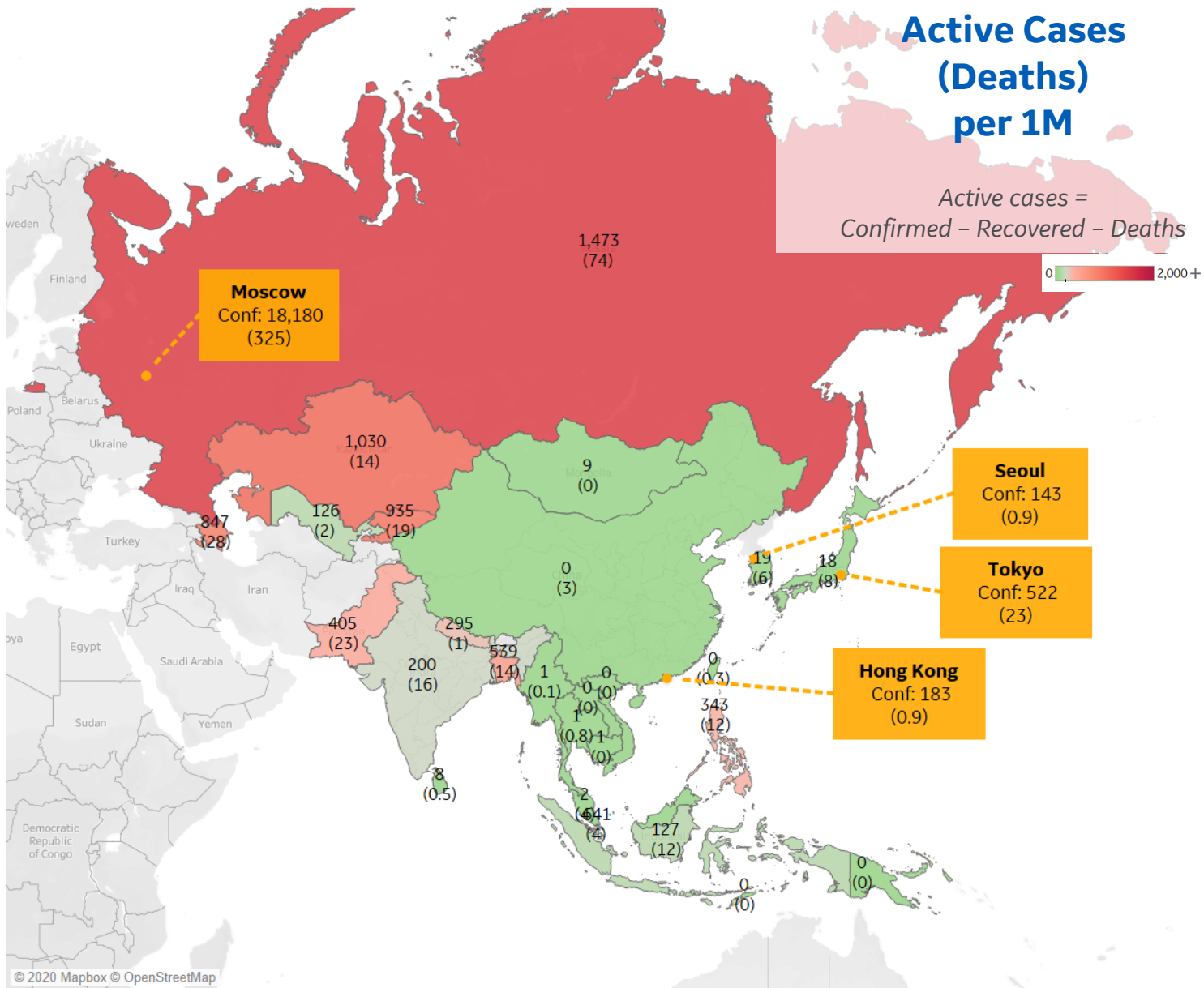
Per 1M in Region

	Today	Change
Active Cases	183	+1%
Confirmed	11 new	+2%
Deaths	0.2 new	+2%
Recovered	9 new	+3%

Most Active Cases per 1M

Russia	1,473
Kazakhstan	1,030
Kyrgyzstan	935
Azerbaijan	847
Singapore	641
Bangladesh	539
Pakistan	405
Philippines	343
Nepal	295
India	200

* Excludes regions with population < 1M





Per 1M in Region

	Today	Change
Active Cases	55	+23%
Confirmed	10 new	+3.1%
Deaths	0 new	+0%
Recovered	0 new	+0.0%

Most Active Cases per 1M

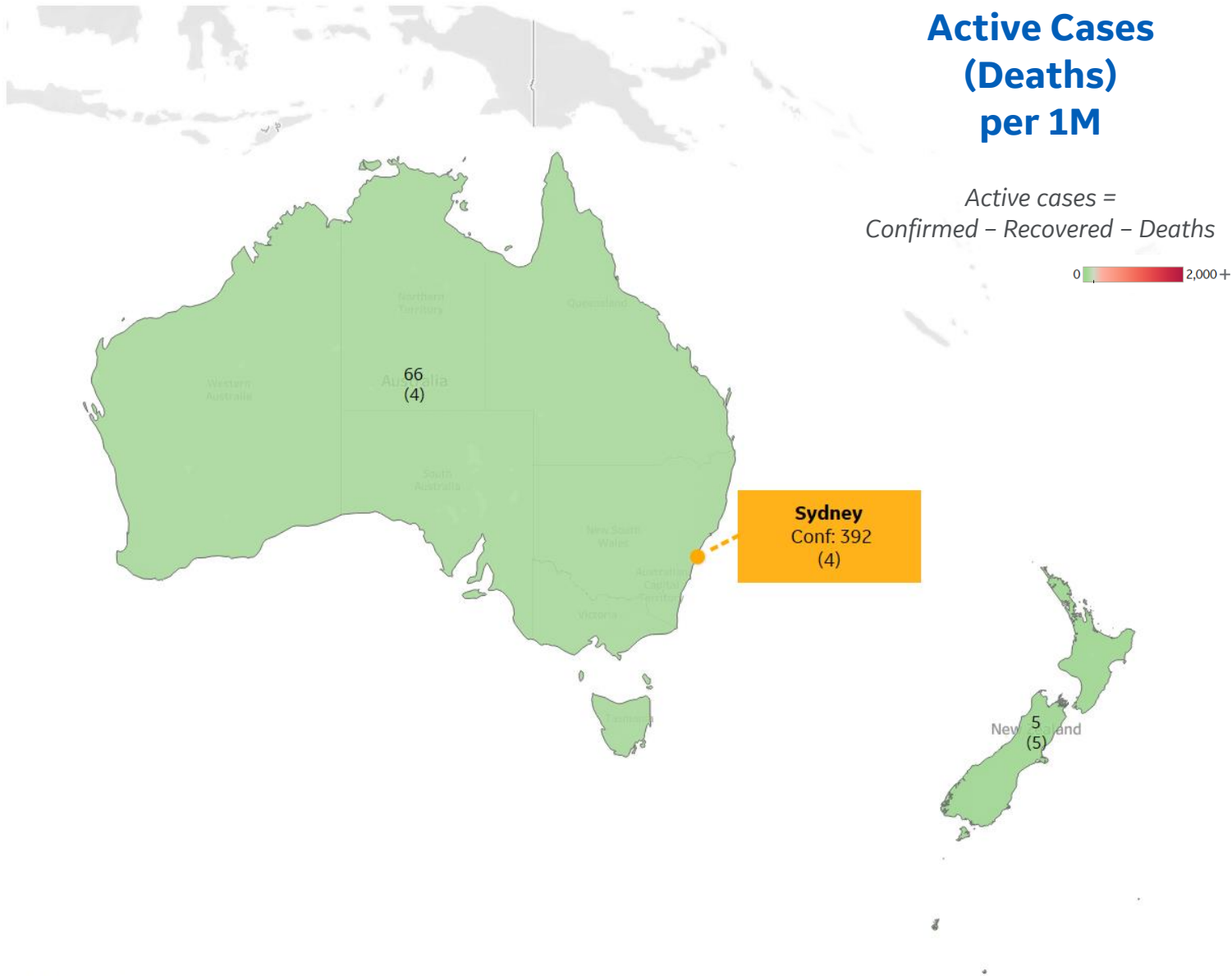
Australia	66
New Zealand	5

* Excludes regions with population < 1M

Active Cases (Deaths) per 1M

Active cases =
Confirmed - Recovered - Deaths

0 2,000 +





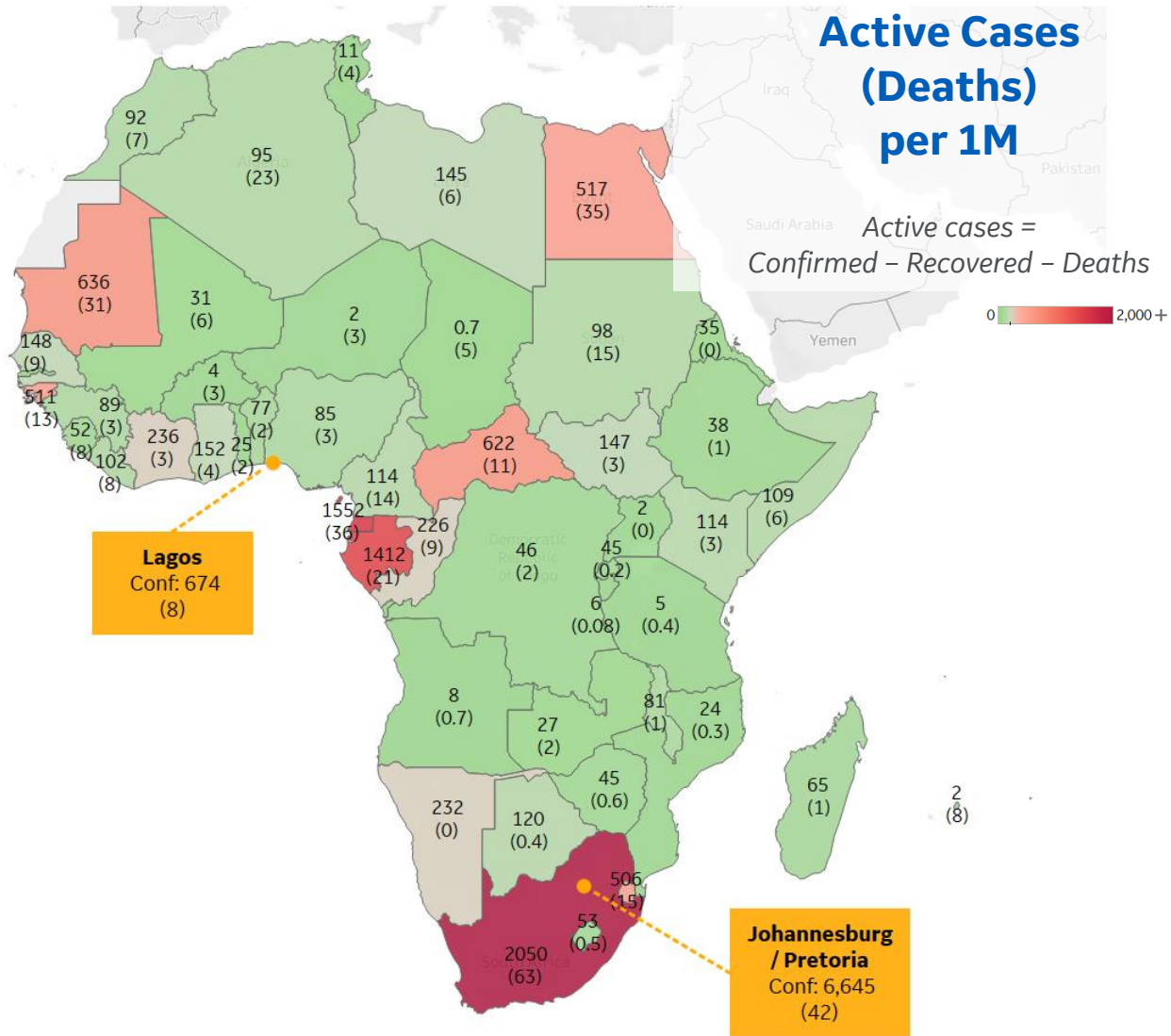
Per 1M in Region

	Today	Change
Active Cases	199	+4%
Confirmed	14 new	+4%
Deaths	0.2 new	+2%
Recovered	7 new	+4%

Most Active Cases per 1M

South Africa	2,050
Eq. Guinea	1,552
Gabon	1,412
Mauritania	636
Central African R..	622
Egypt	517
Guinea-Bissau	511
Eswatini	506
Cote d'Ivoire	236
Namibia	232

* Excludes regions with population < 1M





*** Per 1M = Per 1 Million Population unless otherwise noted*

Johns Hopkins Coronavirus Resource Center:

<https://coronavirus.jhu.edu/map.html>

Worldometer Coronavirus Reporting:

<https://www.worldometers.info/coronavirus/>

Public Health England:

<https://www.gov.uk/government/publications/covid-19-track-coronavirus-cases>

US Department of Homeland Security, Homeland Infrastructure Foundation-Level Data:

<https://hifld-geoplatform.opendata.arcgis.com/datasets/hospitals>

City of New York, NYC Health:

<https://www1.nyc.gov/site/doh/covid/covid-19-data.page>

Chicago Coronavirus Latest Data:

<https://www.chicago.gov/city/en/sites/covid-19/home/latest-data.html>

National Health Commission of the PRC:

<http://www.nhc.gov.cn/xcs/yqtb/202003/bf66696029ba420098164607240074f8.shtml>

Korean Centers for Disease Control and Prevention:

http://www.cdc.go.kr/cdc_eng/

CDC, Severe Outcomes Among Patients with Coronavirus Disease 2019 (COVID-19):

<https://www.cdc.gov/mmwr/volumes/69/wr/mm6912e2.htm>

Italian Department of Civil Protection, COVID Monitoring:

<http://opendatadpc.maps.arcgis.com/apps/opsdashboard/index.html#/b0c68bce2cce478eaac82fe38d4138b1>

The COVID Tracking Project:

<https://covidtracking.com/data/>

UK Office for National Statistics

<https://www.ons.gov.uk/peoplepopulationandcommunity/birthsdeathsandmarriages/deaths/bulletins/deathsregisteredweeklyinenglandandwalesprovisional/weekending24april2020>

WHO Europe, Surveillance Report:

<http://www.euro.who.int/en/health-topics/health-emergencies/coronavirus-covid-19/weekly-surveillance-report>

WHO Europe, Principles for Transition:

<http://www.euro.who.int/en/media-centre/sections/statements/2020/statement-transition-to-a-new-normal-during-the-covid-19-pandemic-must-be-guided-by-public-health-principles>

COVID-19 Information for Switzerland:

<https://www.corona-data.ch/>

CIA World Factbook:

<https://www.cia.gov/library/publications/resources/the-world-factbook/>

Italian Ministry of Health:

<http://www.salute.gov.it/portale/nuovocoronavirus/dettaglioContenutiNuovoCoronavirus.jsp?lingua=italiano&id=5351&area=nuovoCoronavirus&menu=vuoto>

New South Wales Government:

<https://www.health.nsw.gov.au/Infectious/diseases/Pages/covid-19-latest.aspx>

Provincial Health Services Authority of Canada. BC Center for Disease Control:

<http://www.bccdc.ca/about/news-stories/stories/2020/information-on-novel-coronavirus>

Coronavirus Cases in Japan by Prefecture, Nippon Communications Foundation:

<https://www.nippon.com/en/japan-data/h00657/coronavirus-cases-in-japan-by-prefecture.html>

Secretary of Health, Mexico:

<https://www.gob.mx/salud/en>

OECD Economic Outlooks, Statistics:

https://www.oecd-ilibrary.org/economics/data/oecd-economic-outlook-statistics-and-projections_eo-data-en

Public Health Authority of Sweden:

<https://www.folkhalsomyndigheten.se/smittskydd-beredskap/utbrott/aktuella-utbrott/covid-19/bekraftade-fall-i-sverige>

National Public Health Agency of France:

<https://www.santepubliquefrance.fr/regions/ile-de-france/documents/bulletin-regional/2020/covid-19-point-epidemiologique-en-ile-de-france-du-23-avril-2020>

Florida Department of Health, COVID-19 Response:

<https://floridahealthcovid19.gov>

CDC:

<https://www.cdc.gov/covid-data-tracker/index.html#demographics>