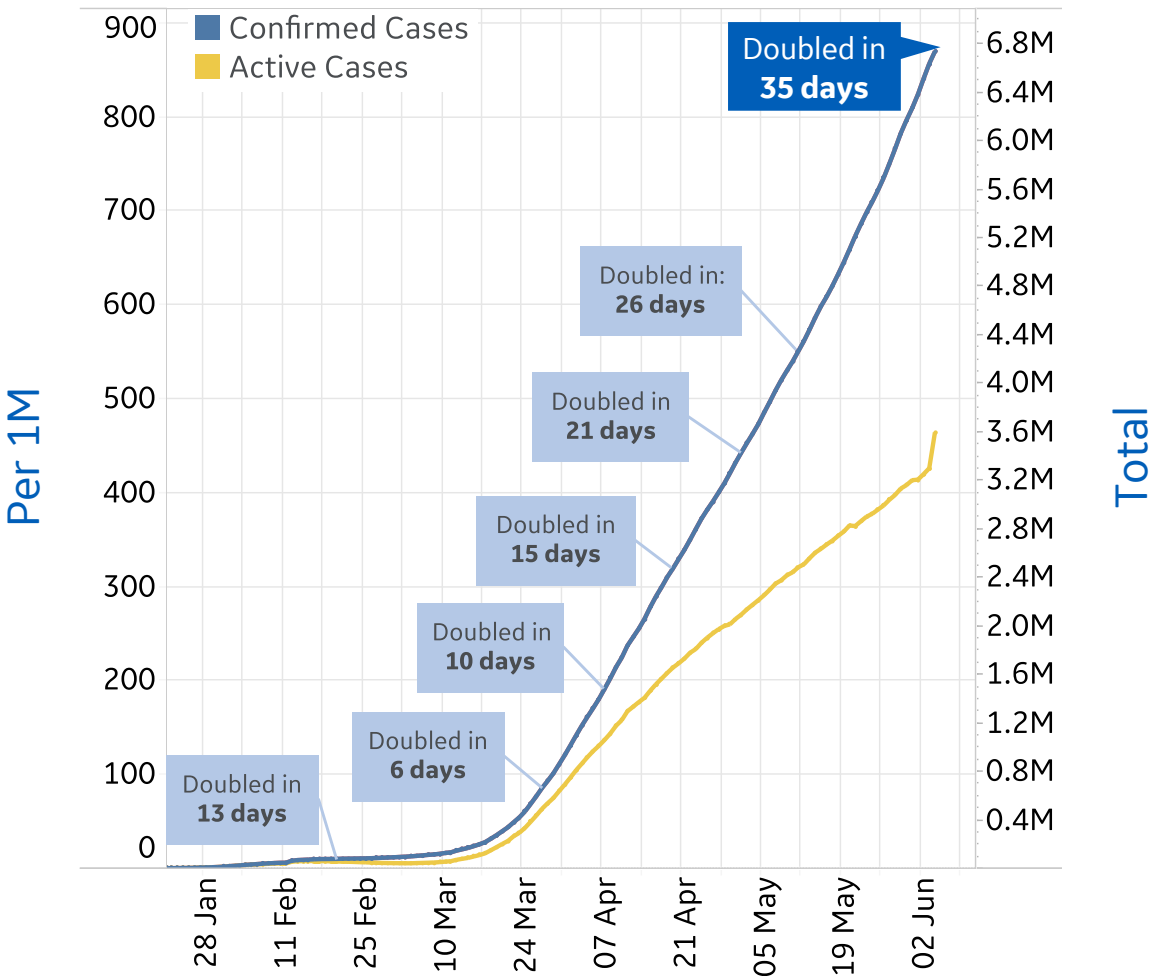




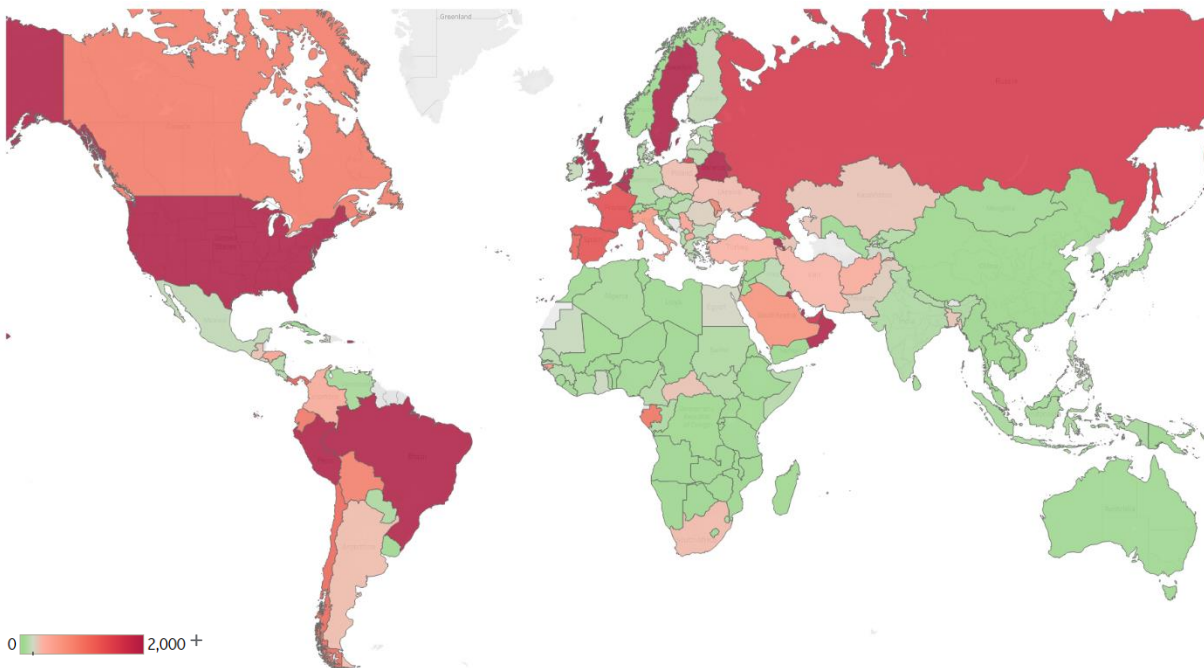
# Global Confirmed & Active Cases

Trend since 22 Jan



Today per 1M

Active cases = Confirmed - Recovered - Deaths



Per 1M:	Today	Change
Active Today	464	+9%
Active	38 new	+9%
Confirmed	13 new	+2%
Deaths	0.5 new	+1%
Recovered	7 new	+2%



*Key*

## North America

## Europe

## Middle East

## Central/South America

## Asia

7-day rolling average



7-day rolling average





# Top 50 Countries: Per 1M



## 1 - 25

	Active Today	Today			Total since 22 Jan		
		Confirmed	Deaths	Recovered	Total Confirmed	Total Deaths	Total Recovered
Qatar	8,508	609	1	509	22,733	17	14,208
US	3,917	75	3	21	5,732	330	1,486
Sweden	3,792	105	8	0	4,252	459	0
UK	3,582	24	5	0	4,194	594	18
Peru	3,125	127	4	90	5,684	157	2,402
Bahrain	3,072	317	1	503	8,131	13	5,045
Belgium	2,867	12	2	5	5,083	825	1,390
Kuwait	2,839	169	2	247	7,176	57	4,280
Armenia	2,741	201	2	16	3,988	62	1,186
Brazil	2,733	0	0	0	2,893	160	1,199
Belarus	2,597	94	1	95	4,960	27	2,335
Netherlands	2,402	12	1	0	2,764	352	11
Oman	2,264	151	1	0	2,954	14	676
Singapore	2,214	45	0	52	6,356	4	4,138
UAE	1,722	63	0	77	3,806	28	2,056
Russia	1,586	60	1	55	3,078	38	1,454
France	1,386	9	1	8	2,914	446	1,082
Spain	1,357	7	0	0	5,154	580	3,216
Panama	1,245	97	2	23	3,584	86	2,252
Portugal	1,175	37	1	20	3,331	144	2,013
Chile	1,135	220	5	195	6,408	76	5,198
Gabon	1,010	66	0	6	1,393	9	374
Ecuador	990	35	3	31	2,356	200	1,166
Canada	930	18	2	23	2,542	206	1,406
Moldova	913	57	2	57	2,292	80	1,299

## 26 - 50

	Active Today	Today			Total since 22 Jan		
		Confirmed	Deaths	Recovered	Total Confirmed	Total Deaths	Total Recovered
Bolivia	905	41	1	7	1,090	37	149
EU	785	10	1	9	2,639	287	1,567
Eq. Guinea	780	0	0	0	931	9	143
Saudi Arabia	703	74	1	47	2,750	18	2,028
Italy	612	9	1	31	3,879	559	2,709
Guinea-Bissau	611	15	2	51	695	6	78
Dom. Rep.	594	36	0	24	1,725	48	1,082
Serbia	514	11	0	2	1,335	28	793
Honduras	509	9	1	3	603	25	68
North Macedo..	484	86	1	5	1,339	72	783
Afghanistan	434	24	0	4	487	8	45
Colombia	430	65	2	27	722	24	269
Turkey	359	11	0	20	1,996	55	1,582
Iran	349	34	1	27	1,990	97	1,545
South Africa	328	45	1	30	732	15	389
Ukraine	319	13	0	8	607	18	270
Argentina	317	19	1	2	465	14	135
Poland	313	10	1	5	671	30	328
Central Africa..	294	34	0	1	300	1	6
Guatemala	291	18	3	4	362	12	59
Azerbaijan	287	33	0	13	677	8	382
Kazakhstan	285	13	0	16	656	3	368
Bangladesh	284	17	0	4	367	5	78
Israel	259	8	0	2	2,029	34	1,736
Total World	464	13	0	7	869	51	387

\* Several countries are reviewing and updating case volume data

Confirmed cases in **Iraq** increased 53% since 1 June

Top 50 countries selected by Active Cases / 1M  
Excluded countries with population < 1M



# Top 50 Countries: Raw Volume

## 1 - 25

	Active Cases	Today			Total since 22 Jan		
		Confirmed	Deaths	Recovered	Total Confirmed	Total Deaths	Total Recovered
US	1,296,542	24,720	921	6,704	1,897,380	109,132	491,706
Brazil	580,920	0	0	0	614,941	34,021	254,963
EU	349,654	4,543	334	4,000	1,174,972	127,826	697,492
UK	243,162	1,655	357	9	284,734	40,344	1,228
Russia	231,499	8,718	144	8,040	449,256	5,520	212,237
Peru	103,024	4,202	131	2,986	187,400	5,162	79,214
France	90,444	611	46	528	190,180	29,114	70,622
Spain	63,468	318	1	0	240,978	27,134	150,376
Bangladesh	46,776	2,828	30	643	60,391	811	12,804
Netherlands	41,153	210	15	1	47,358	6,024	181
Sweden	38,300	1,056	77	0	42,939	4,639	0
Italy	36,976	518	85	1,886	234,531	33,774	163,781
Canada	35,095	678	61	890	95,947	7,778	53,074
Belgium	33,229	140	18	64	58,907	9,566	16,112
Turkey	30,292	930	18	1,622	168,340	4,648	133,400
Iran	29,281	2,886	63	2,256	167,156	8,134	129,741
Belarus	24,543	887	6	904	46,868	259	22,066
Qatar	24,511	1,754	4	1,467	65,495	49	40,935
Saudi Arabia	24,490	2,591	31	1,651	95,748	642	70,616
Chile	21,693	4,207	92	3,727	122,499	1,448	99,358
Colombia	21,885	3,293	105	1,351	36,759	1,204	13,670
South Africa	19,438	2,642	60	1,777	43,434	908	23,088
Ecuador	17,473	609	48	549	41,575	3,534	20,568
UAE	17,031	624	1	765	37,642	274	20,337
Afghanistan	16,898	915	9	177	18,969	309	1,762

## 26 - 50

	Active Cases	Today			Total since 22 Jan		
		Confirmed	Deaths	Recovered	Total Confirmed	Total Deaths	Total Recovered
Argentina	14,317	840	24	95	21,037	632	6,088
Ukraine	13,957	561	15	347	26,542	770	11,815
Singapore	12,950	261	0	305	37,183	24	24,209
Kuwait	12,123	723	8	1,054	30,644	244	18,277
Portugal	11,978	377	10	203	33,969	1,465	20,526
Poland	11,863	362	20	183	25,410	1,137	12,410
Oman	11,563	770	5	0	15,086	72	3,451
Bolivia	10,562	483	12	81	12,728	427	1,739
Armenia	8,121	596	7	45	11,817	183	3,513
Dom. Rep.	6,447	389	5	262	18,708	525	11,736
Panama	5,374	419	7	100	15,463	370	9,719
Kazakhstan	5,357	245	0	297	12,312	52	6,903
Bahrain	5,228	539	1	857	13,835	22	8,585
Guatemala	5,216	331	58	74	6,485	216	1,053
Honduras	5,046	91	5	29	5,971	248	677
Serbia	4,489	96	1	21	11,667	247	6,931
Moldova	3,684	229	8	231	9,247	323	5,240
Azerbaijan	2,907	338	4	134	6,860	82	3,871
Gabon	2,247	146	0	15	3,101	21	833
Israel	2,245	67	0	13	17,562	291	15,026
Central Africa..	1,418	163	0	6	1,451	4	29
Guinea-Bissau	1,203	29	4	100	1,368	12	153
Eq. Guinea	1,094	0	0	0	1,306	12	200
North Macedo..	1,009	179	2	11	2,790	149	1,632
Total World	3,593,021	101,103	3,739	56,866	6,734,088	394,875	3,001,155

\* Several countries are reviewing and updating case volume data

Reported deaths in **Nepal** increased 83% since 30 May

Top 50 countries selected by Active Cases / 1M  
Excluded countries with population < 1M



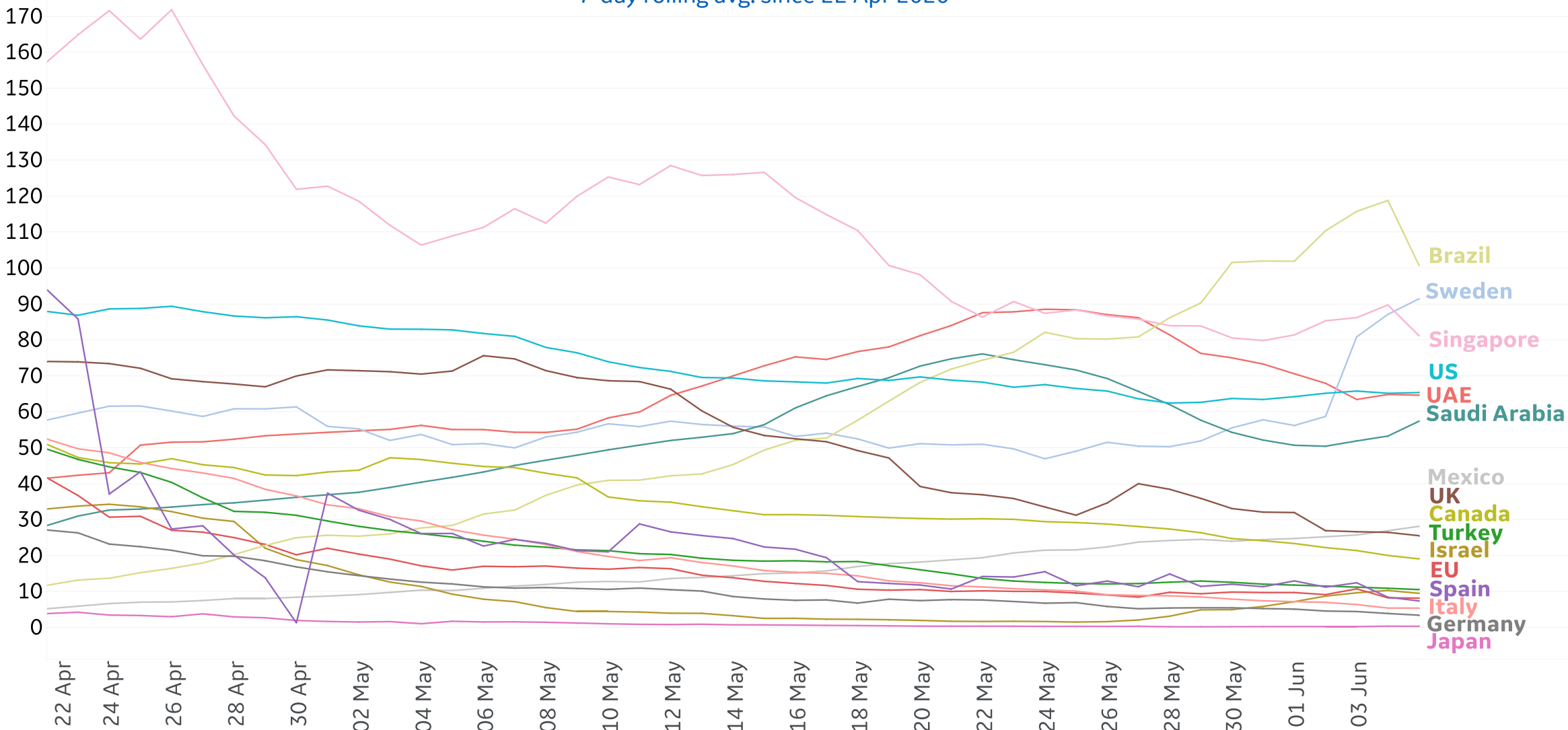
# New Confirmed Cases in Select Countries

Updated 6 June 2020, 3:30 GMT

5

## Daily New Confirmed Cases / 1M

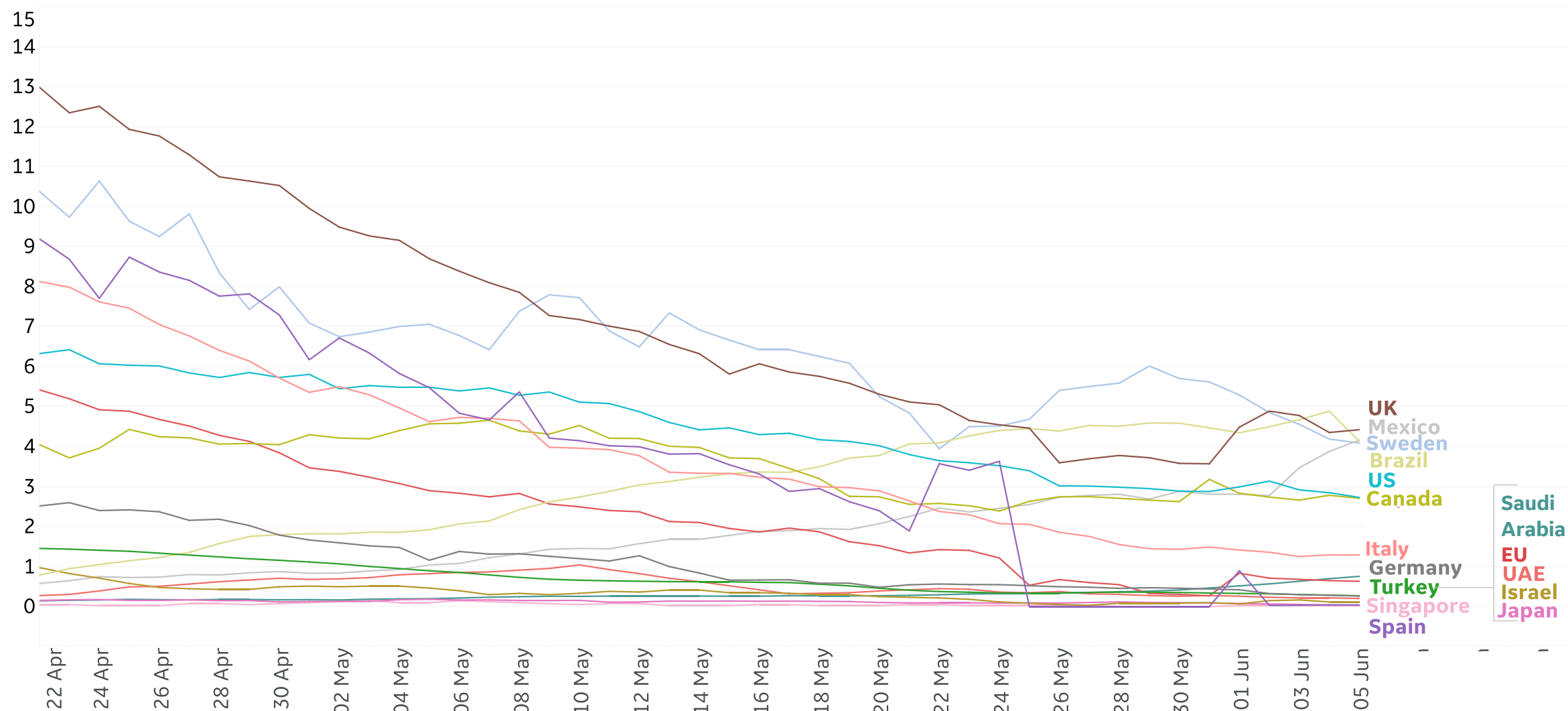
7-day rolling avg. since 22 Apr 2020





## New Deaths in Select Countries

## Daily New Deaths / 1M

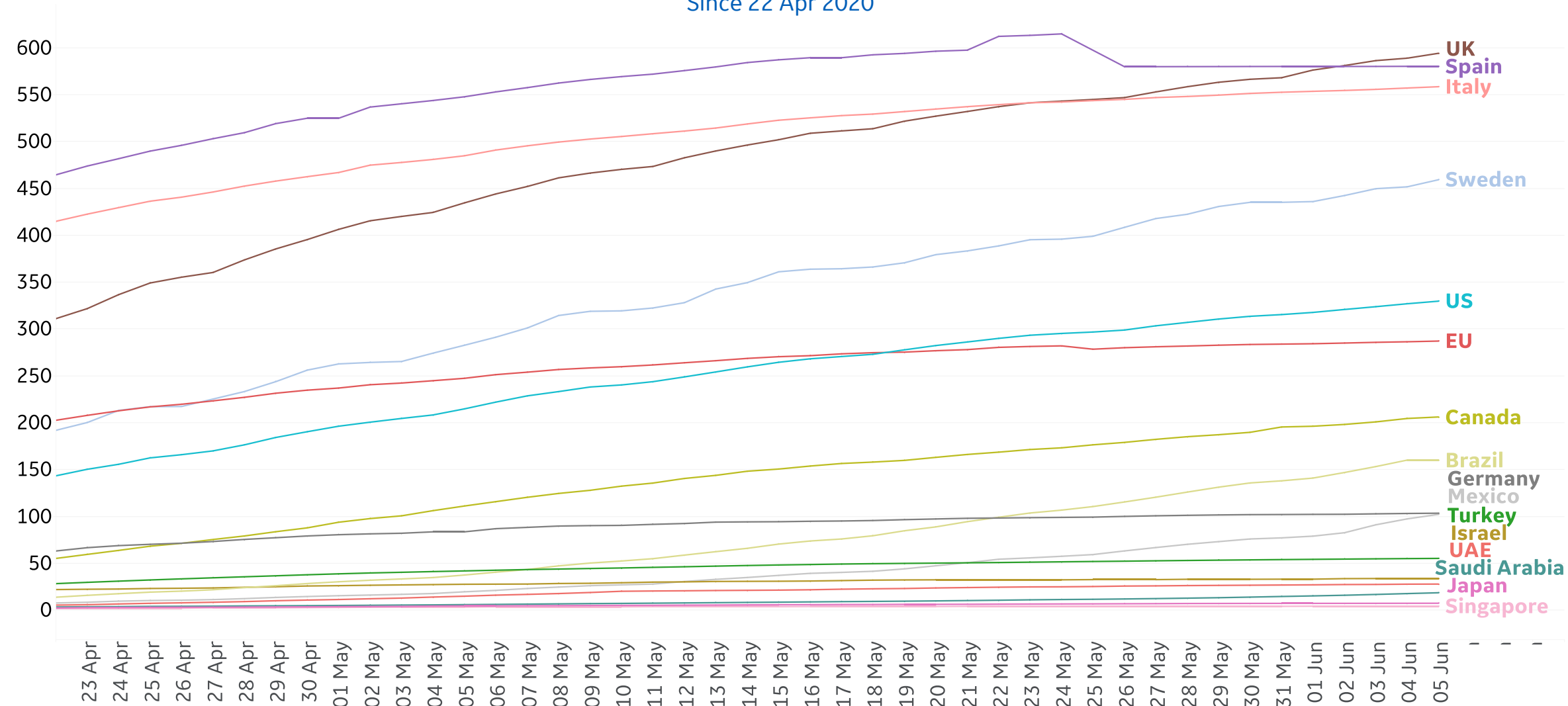




# Cumulative Deaths in Select Countries

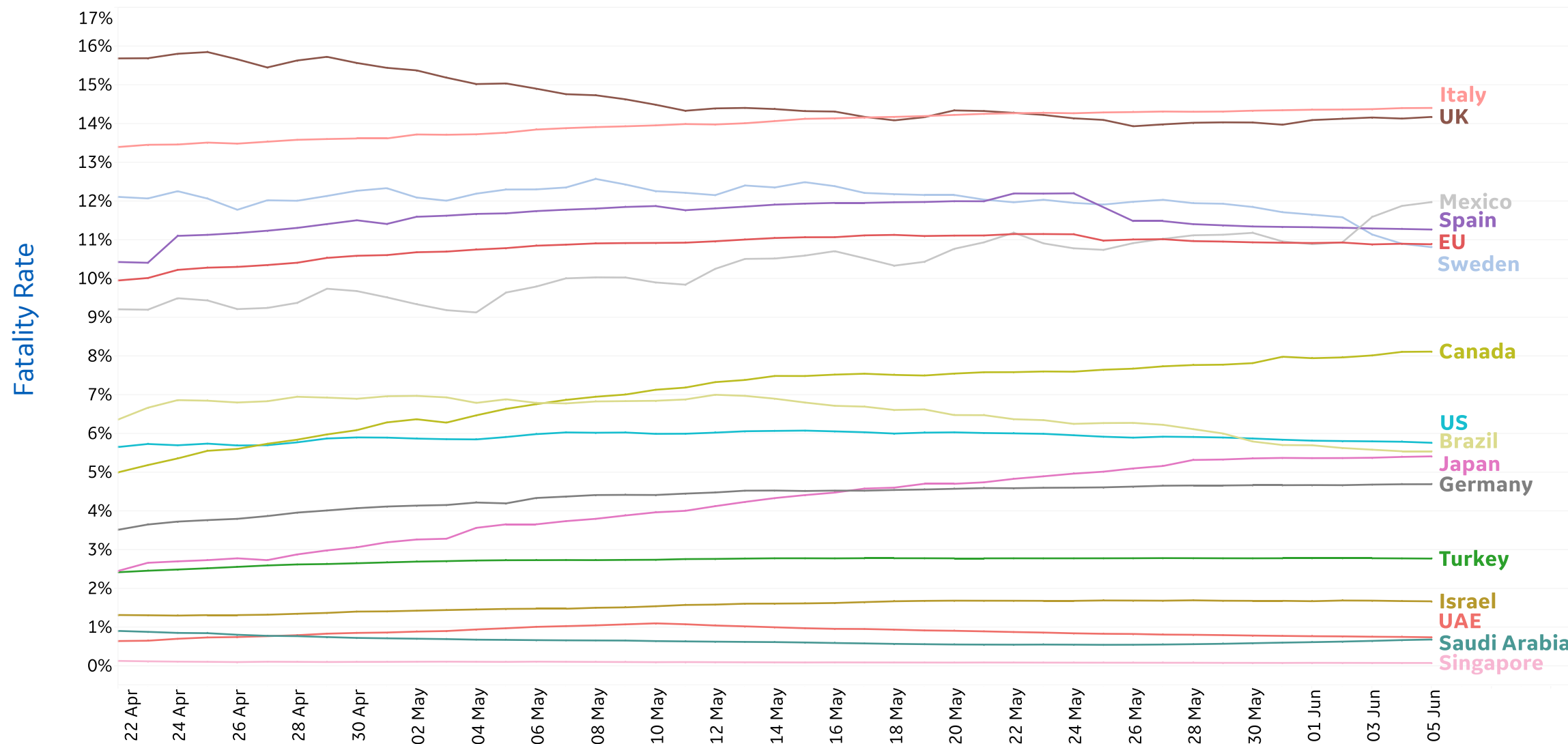
Updated 6 June 2020, 3:30 GMT

Cumulative Deaths / 1M  
Since 22 Apr 2020





Since 22 Apr 2020





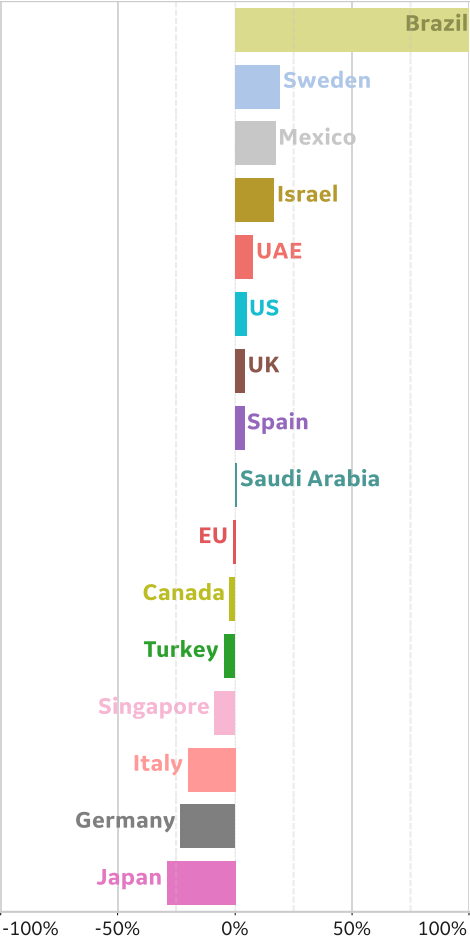


# % Change in Case Volume in Select Countries

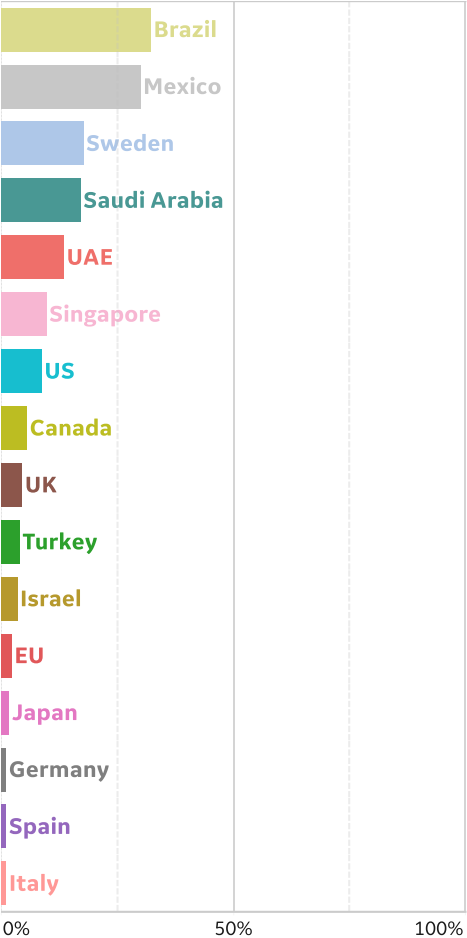
Updated 6 June 2020, 3:30 GMT

Over Previous 7 days

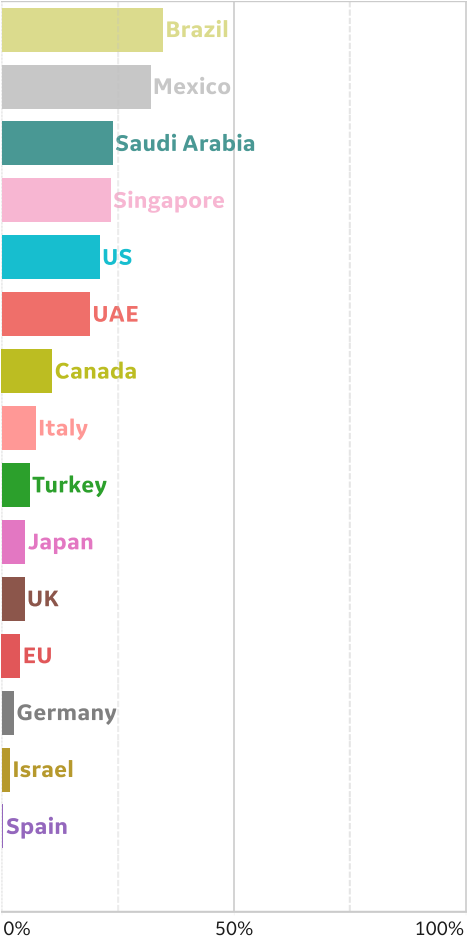
Active Cases




Confirmed Cases



Reported Recoveries



Reported Deaths





## Per 1M in Region

	Today	Change
Active Cases	860	+0.6%
Confirmed	22 new	+1%
Deaths	1 new	+0.5%
Recovered	17 new	+1%

\*France reported less confirmed cases today than previous days

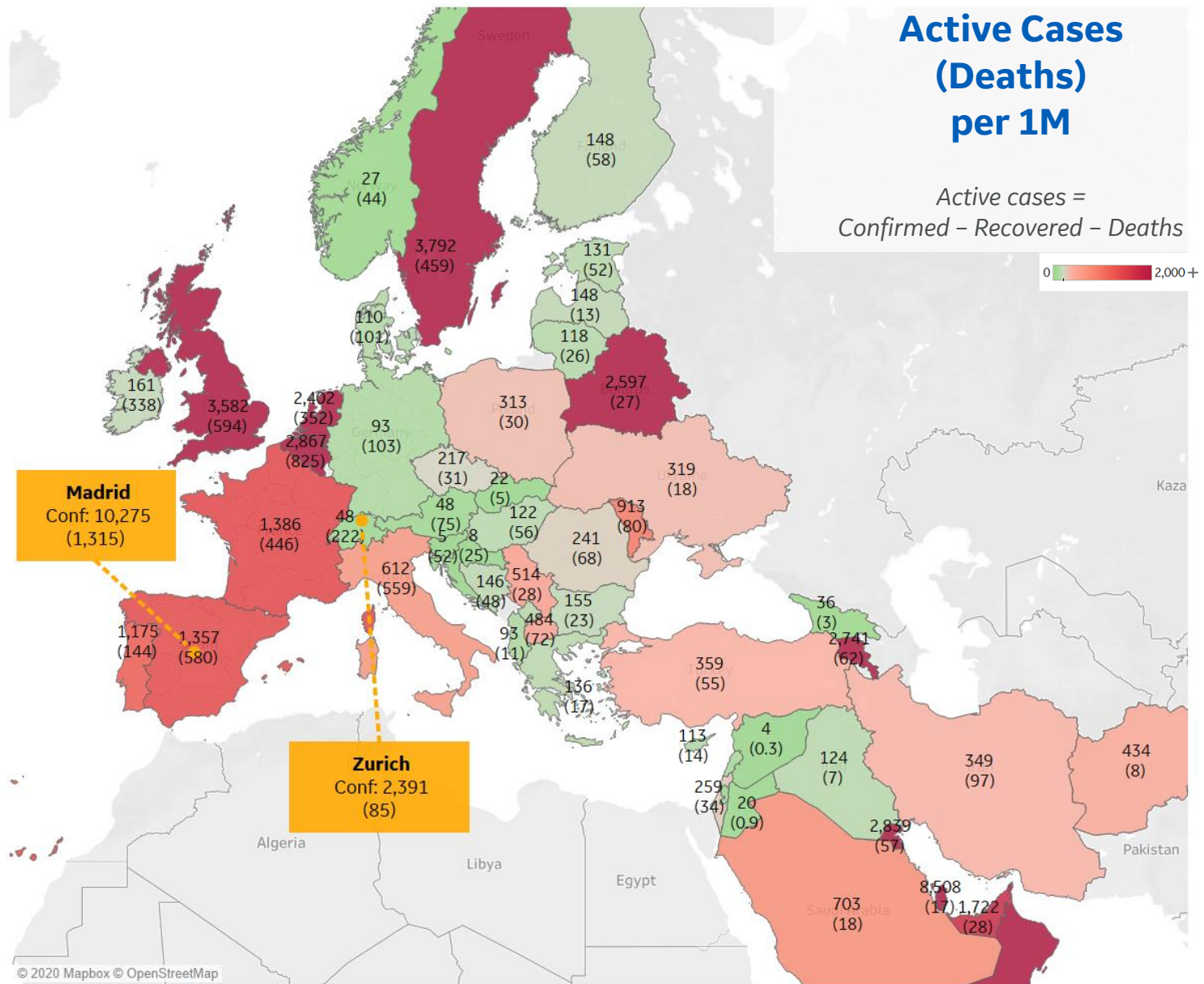
## Most Active Cases per 1M

Qatar	8,508
Sweden	3,792
UK	3,582
Bahrain	3,072
Belgium	2,867
Kuwait	2,839
Armenia	2,741
Belarus	2,597
Netherlands	2,402
Oman	2,264

\* Excludes regions with population < 1M

## Active Cases (Deaths) per 1M

Active cases =  
Confirmed - Recovered - Deaths





## Per 1M in Region

	Today	Change
Active Cases	3,350	+0.5%
Confirmed	23 new	+1%
Deaths	5 new	+0.9%
Recovered	1 new	+0%

## Most Active Cases per 1M

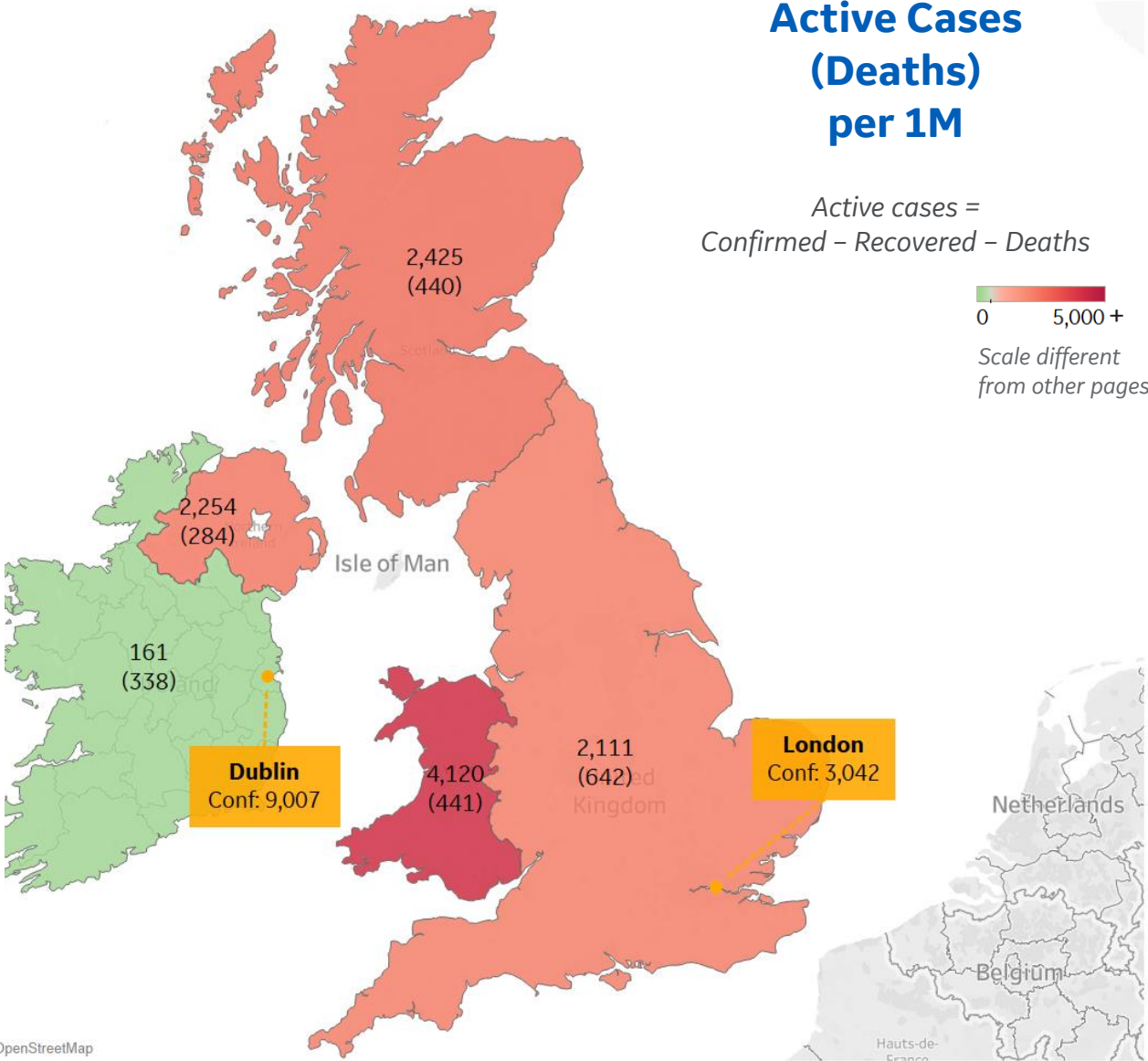
Wales	4,120
Scotland	2,425
Northern Ireland	2,254
England	2,111
Ireland	161

## Active Cases (Deaths) per 1M

Active cases =  
Confirmed – Recovered – Deaths

0 5,000 +

Scale different  
from other pages



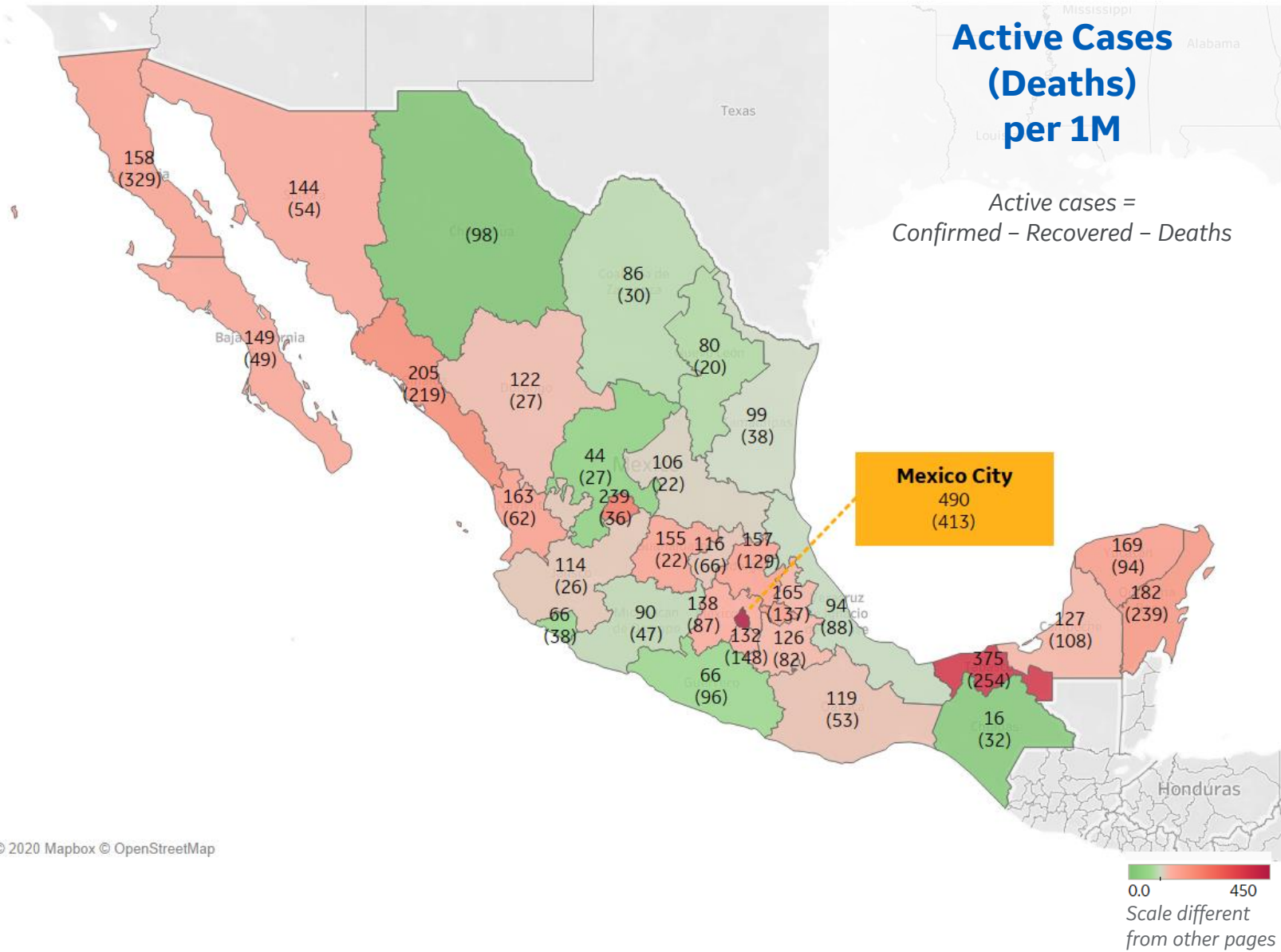


## Per 1M in Region

	Today	Change
Active Cases	147	+3%
Confirmed	34 new	+4%
Deaths	5 new	+5%
Recovered	24 new	+4%

## Most Active Cases per 1M

Distrito Federal	490
Tabasco	375
Aguascalientes	239
Sinaloa	205
Quintana Roo	182
Yucatan	169
Tlaxcala	165
Nayarit	163
Baja California	158
Hidalgo	157





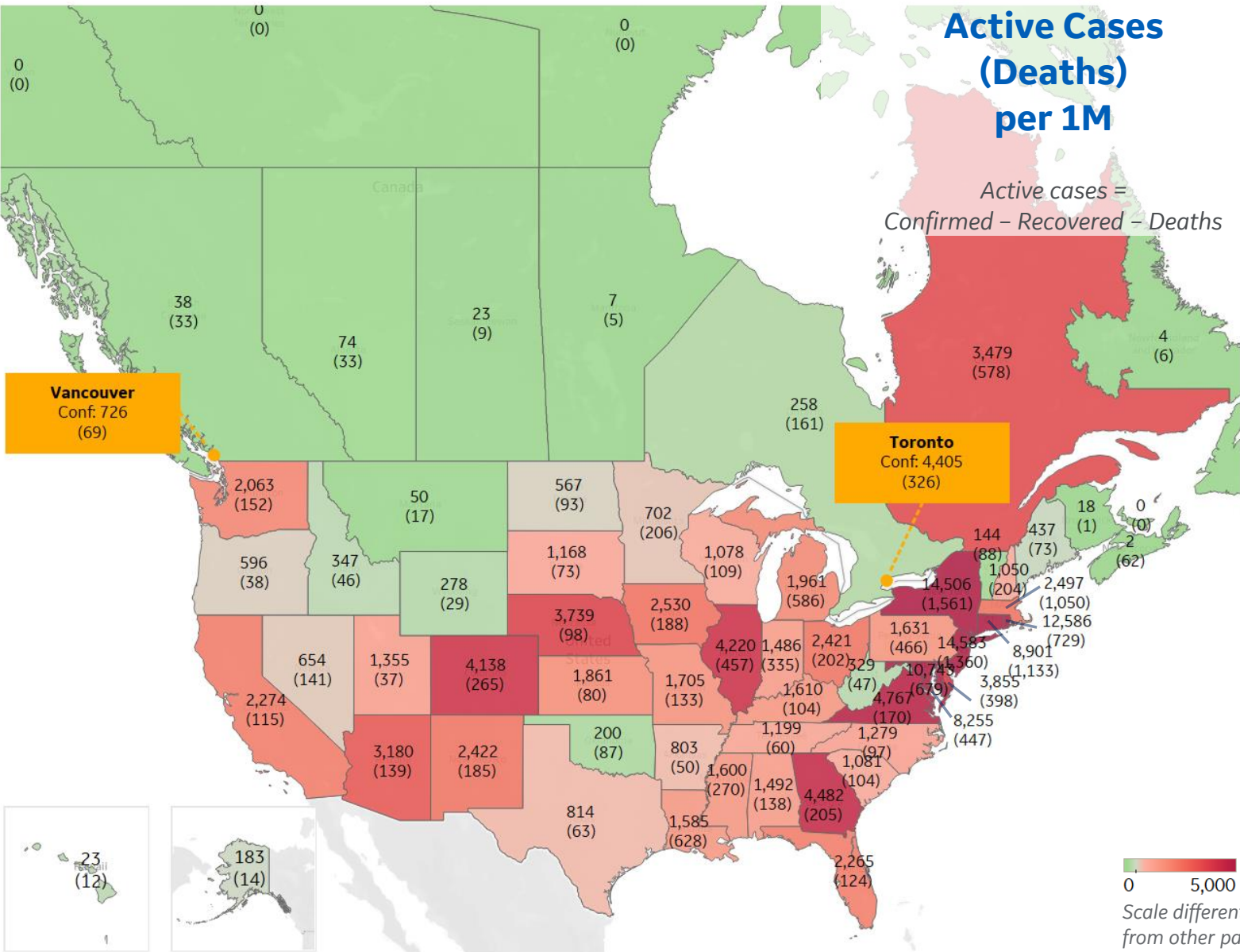


## Per 1M in Region

	Today	Change
Active Cases	3,611	+1%
Confirmed	69 new	+1%
Deaths	3 new	+1%
Recovered	20 new	+1%

## Most Active Cases per 1M

New Jersey	14,583
New York	14,506
Rhode Island	12,586
DC	10,743
Connecticut	8,901
Maryland	8,255
Virginia	4,767
Georgia	4,482
Illinois	4,220
Colorado	4,138

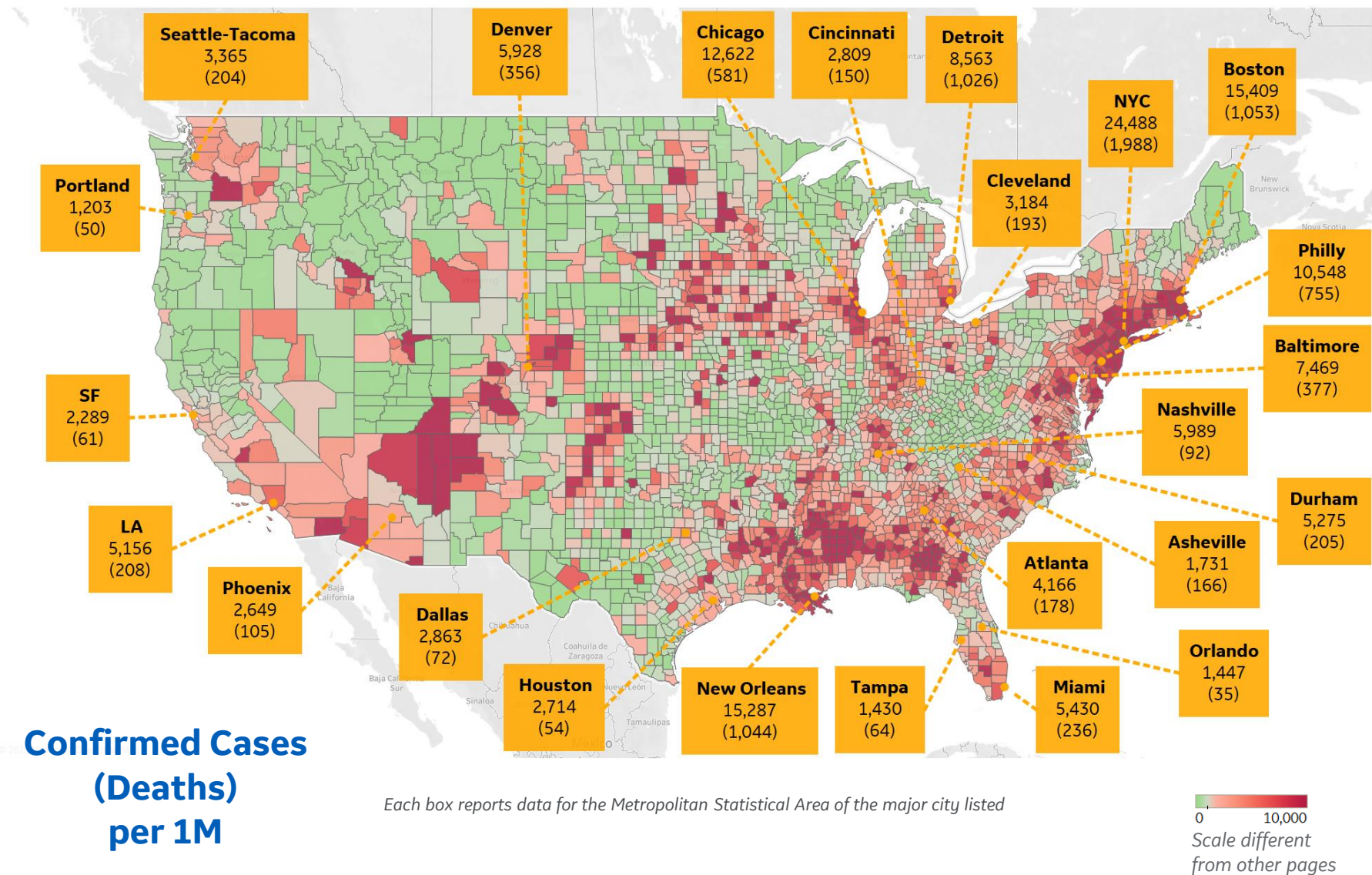




# US by County & Metro, Total to Date

Updated 6 June 2020, 3:30 GMT

14



## Top 10 Northeast Counties

Total Confirmed Cases / 1M

Rockland County, NY	40,267
Westchester County, NY	34,495
Passaic County, NJ	31,948
Nassau County, NY	29,676
Union County, NJ	28,052
Hudson County, NJ	28,017
Orange County, NY	26,906
Suffolk County, NY	26,771
New York City*	24,220
Suffolk County, MA	22,409

## Top 10 Other US Counties

Total Confirmed Cases / 1M

Orleans Parish, LA	18,163
Jefferson Parish, LA	17,364
Prince George's County, MD	16,242
Cook County, IL	14,852
Yakima County, WA	13,592
District of Columbia, DC	12,213
Lake County, IL	11,647
Kane County, IL	11,567
Wayne County, MI	11,550
Prince William County, VA	11,269

**Note:** Includes counties ≥ 250K population

\* New York City counties aggregated into one reporting area

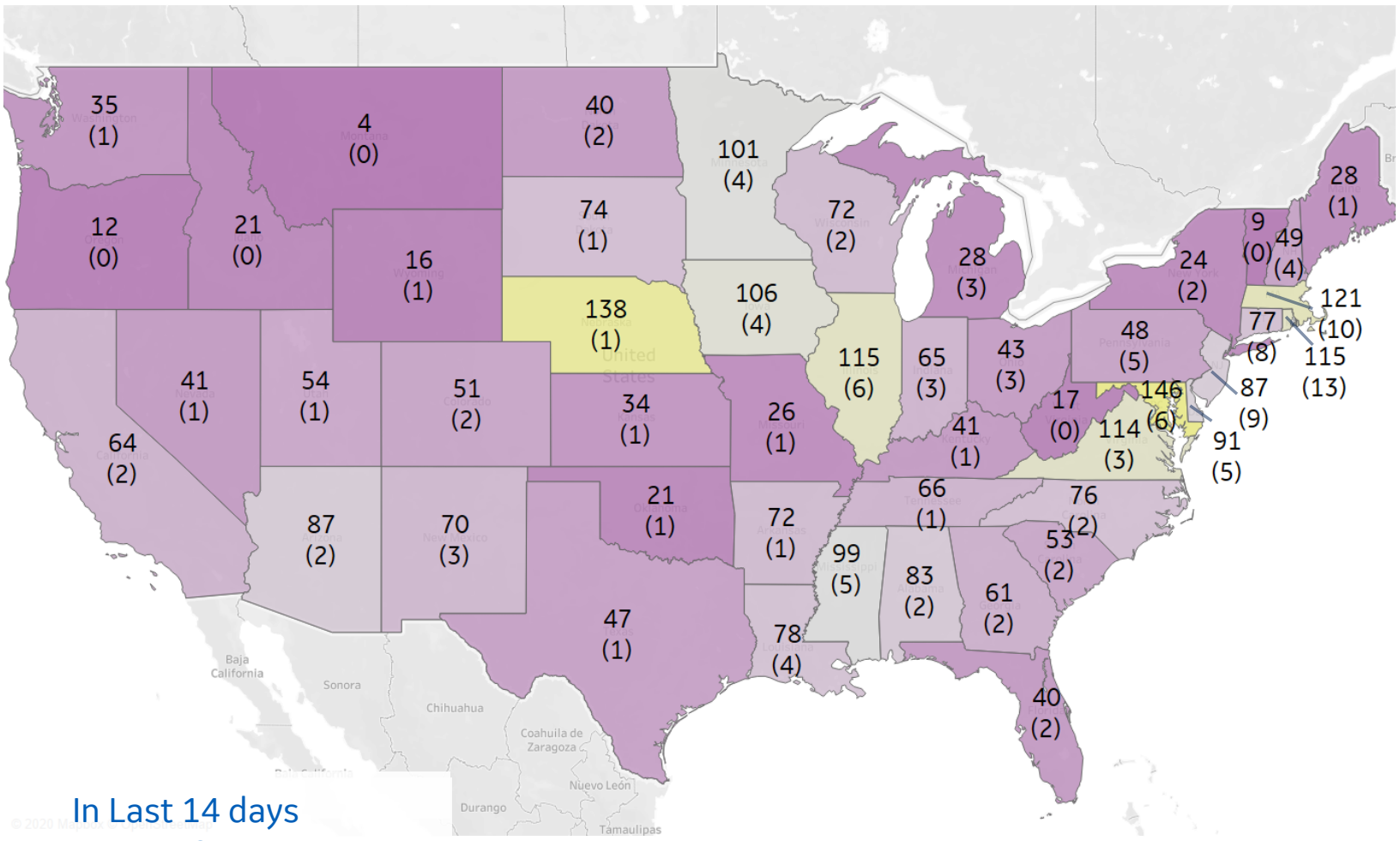




# US, New in Last 14 days

Updated 6 June 2020, 3:30 GMT

15



## Top 10 by New Confirmed

Avg New Confirmed Cases / 1M

Maryland	146
Nebraska	138
District of Columbia	132
Massachusetts	121
Illinois	115
Rhode Island	115
Virginia	114
Iowa	106
Minnesota	101
Mississippi	99

## Top 10 by New Deaths

Avg New Deaths / 1M

Rhode Island	13
Massachusetts	10
New Jersey	9
Connecticut	8
District of Columbia	6
Illinois	6
Maryland	6
Delaware	5
Mississippi	5
Pennsylvania	5



Scale different  
from other pages

In Last 14 days  
**Avg New Confirmed Cases**  
**(Avg New Deaths)**  
**per 1M**



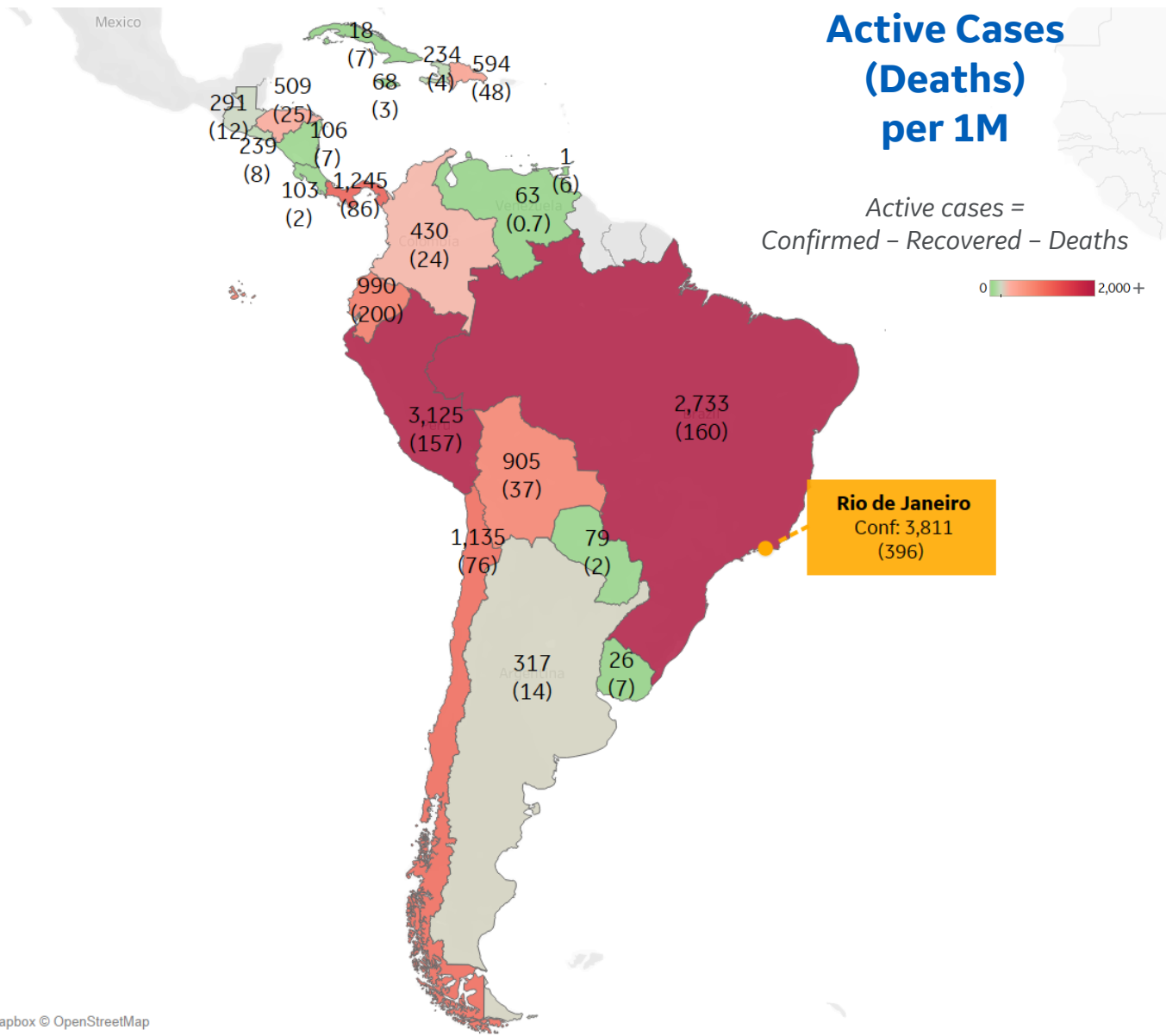
## Per 1M in Region

	Today	Change
Active Cases	1,538	+48%
Confirmed	29 new	+1%
Deaths	1 new	+1%
Recovered	18 new	+2%

## Most Active Cases per 1M

Peru	3,125
Brazil	2,733
Panama	1,245
Chile	1,135
Ecuador	990
Bolivia	905
Dom. Rep.	594
Honduras	509
Colombia	430
Argentina	317

\* Excludes regions with population < 1M







## Per 1M in Region

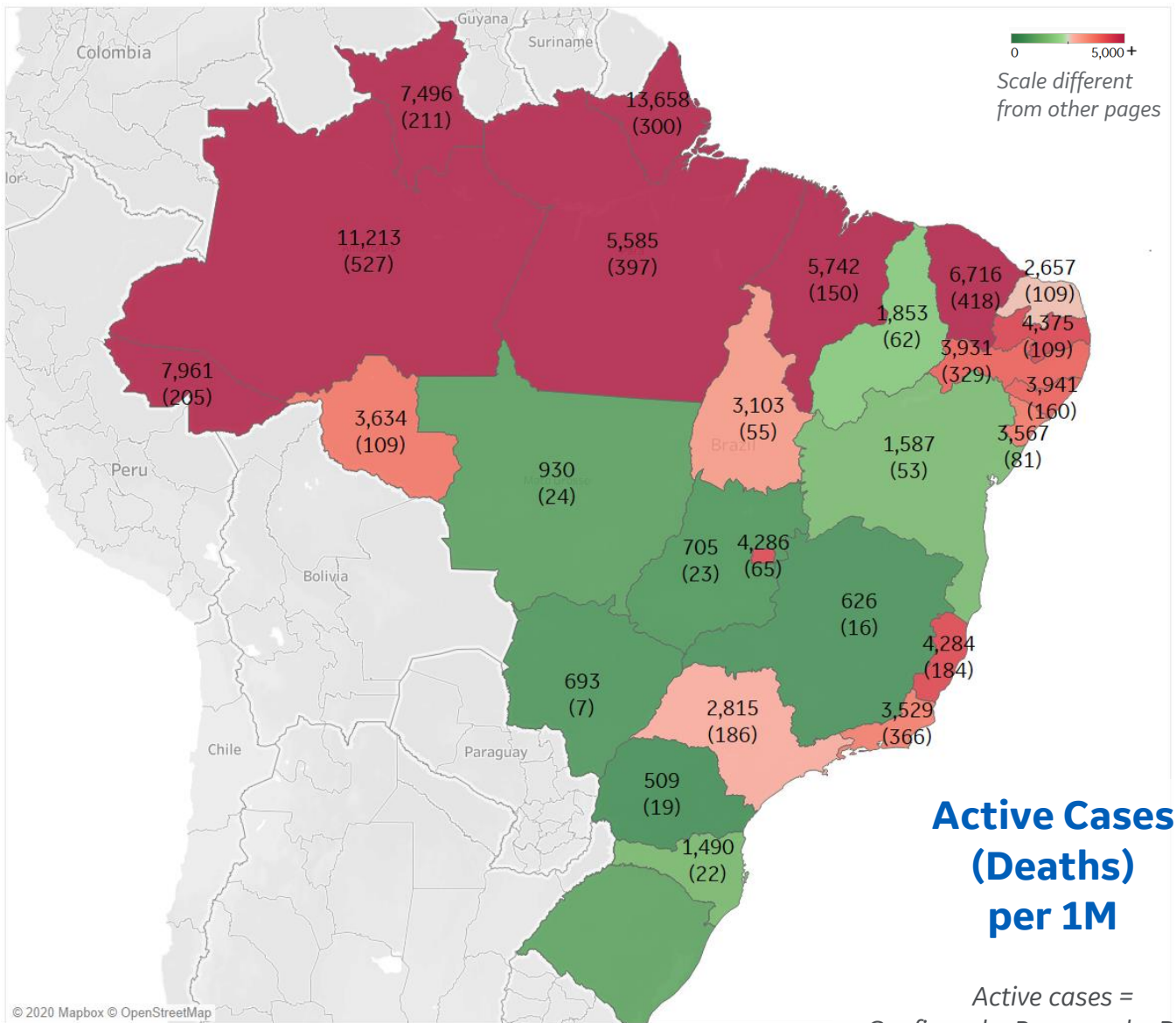
	Today	Change
Active Cases	1,533	+4%
Confirmed	145 new	+5%
Deaths	7 new	+5%
Recovered	76 new	+7%

## Most Active Cases per 1M

Amazonas	11,213
Ceará	6,548
Maranhão	5,742
Pará	5,585
Paraíba	4,375
Distrito Federal	4,286
Espírito Santo	4,204
Pernambuco	3,925
Alagoas	3,924
Rondônia	3,634

\* Excludes regions with population < 1M

\*\* Data through 4 Jun 2020 due to lack of reporting





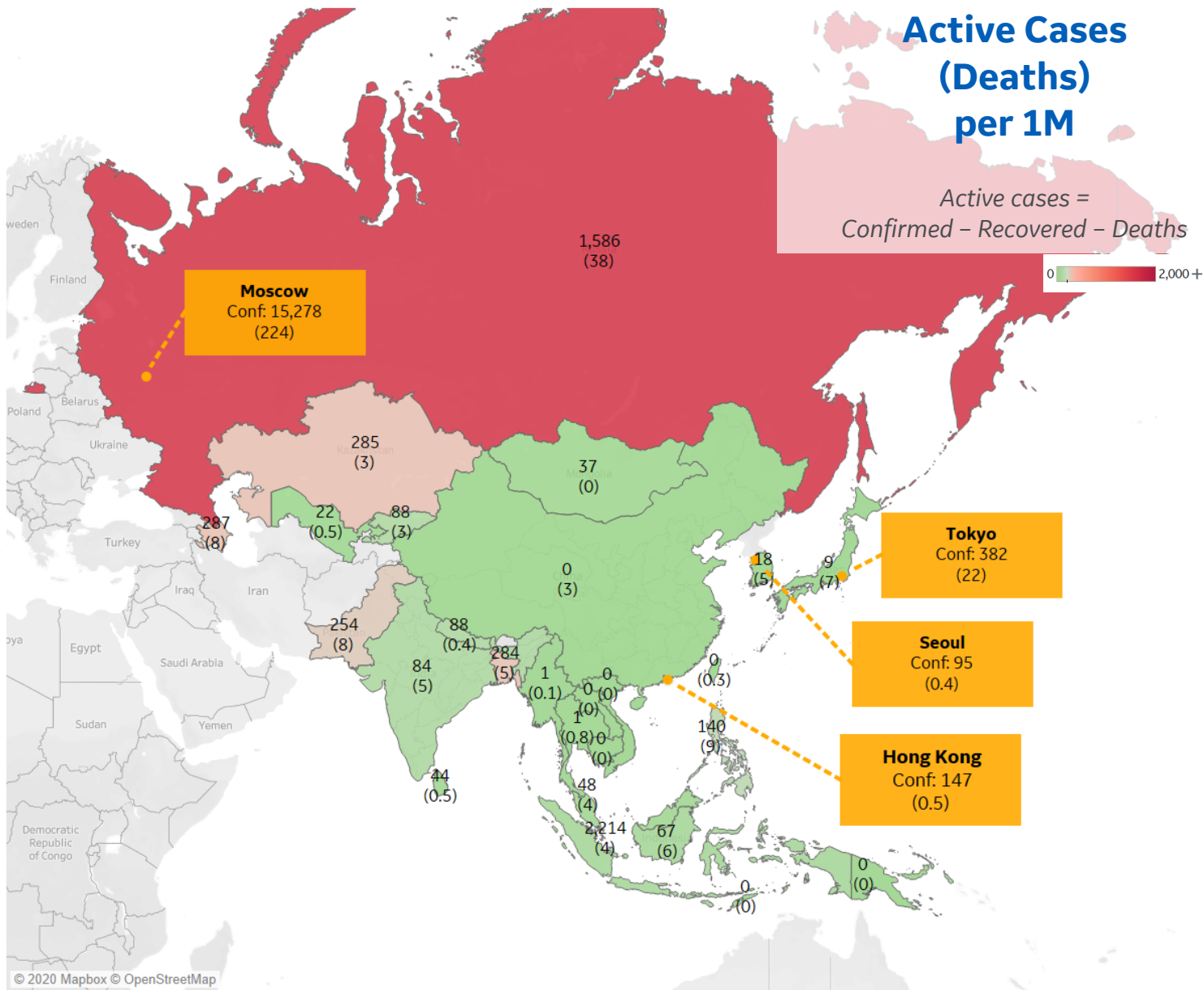
## Per 1M in Region

	Today	Change
Active Cases	118	+2%
Confirmed	6 new	+3%
Deaths	0.1 new	+3%
Recovered	4 new	+3%

## Most Active Cases per 1M

Singapore	2,214
Russia	1,586
Azerbaijan	287
Kazakhstan	285
Bangladesh	284
Pakistan	254
Philippines	140
Nepal	88
Kyrgyzstan	88
India	84

\* Excludes regions with population < 1M





## Per 1M in Region

	Today	Change
Active Cases	15	+0%
Confirmed	0 new	+0%
Deaths	0 new	+0%
Recovered	0 new	+0%

## Most Active Cases per 1M

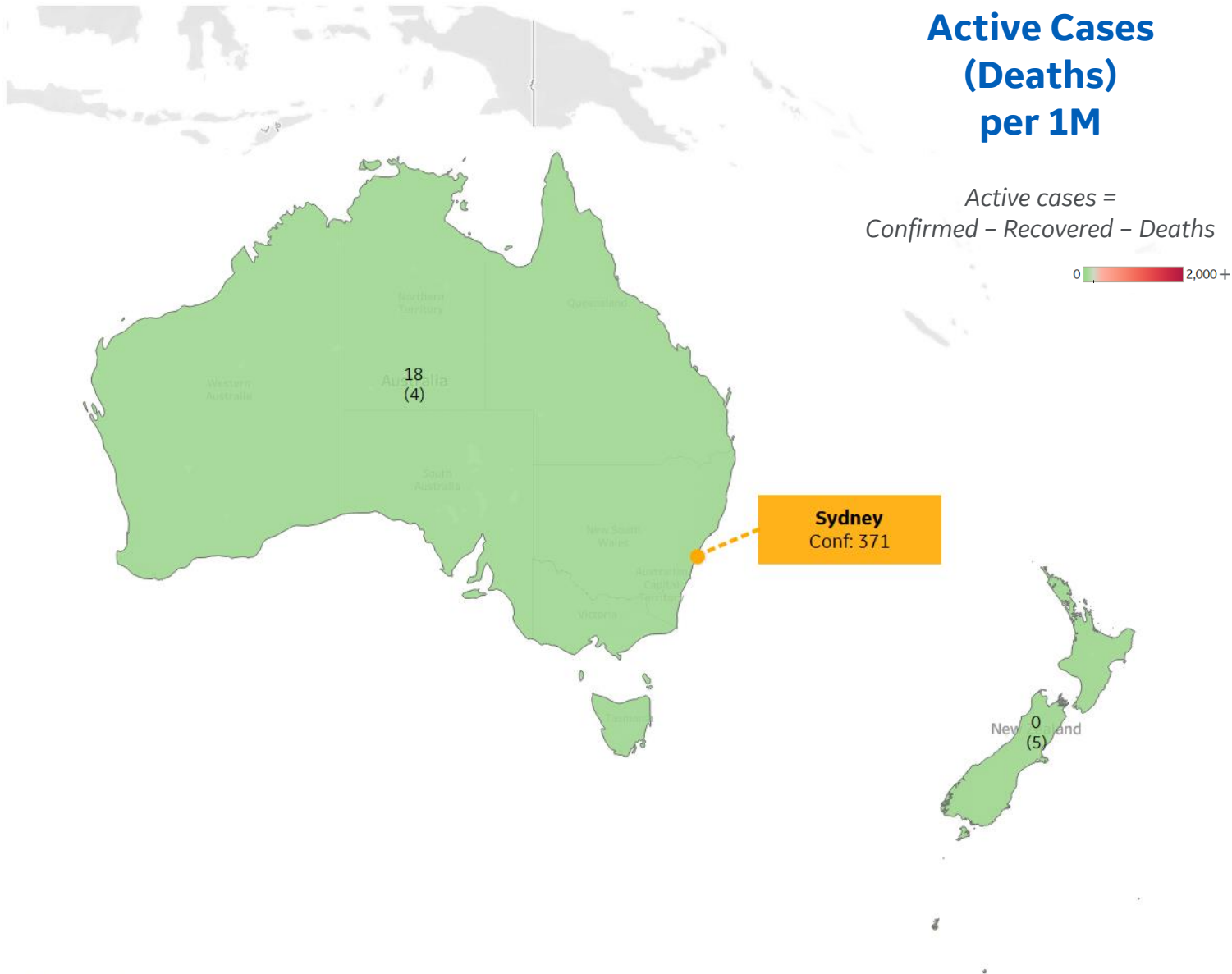
Australia	18
New Zealand	0

\* Excludes regions with population < 1M

## Active Cases (Deaths) per 1M

Active cases =  
Confirmed - Recovered - Deaths

0 2,000 +





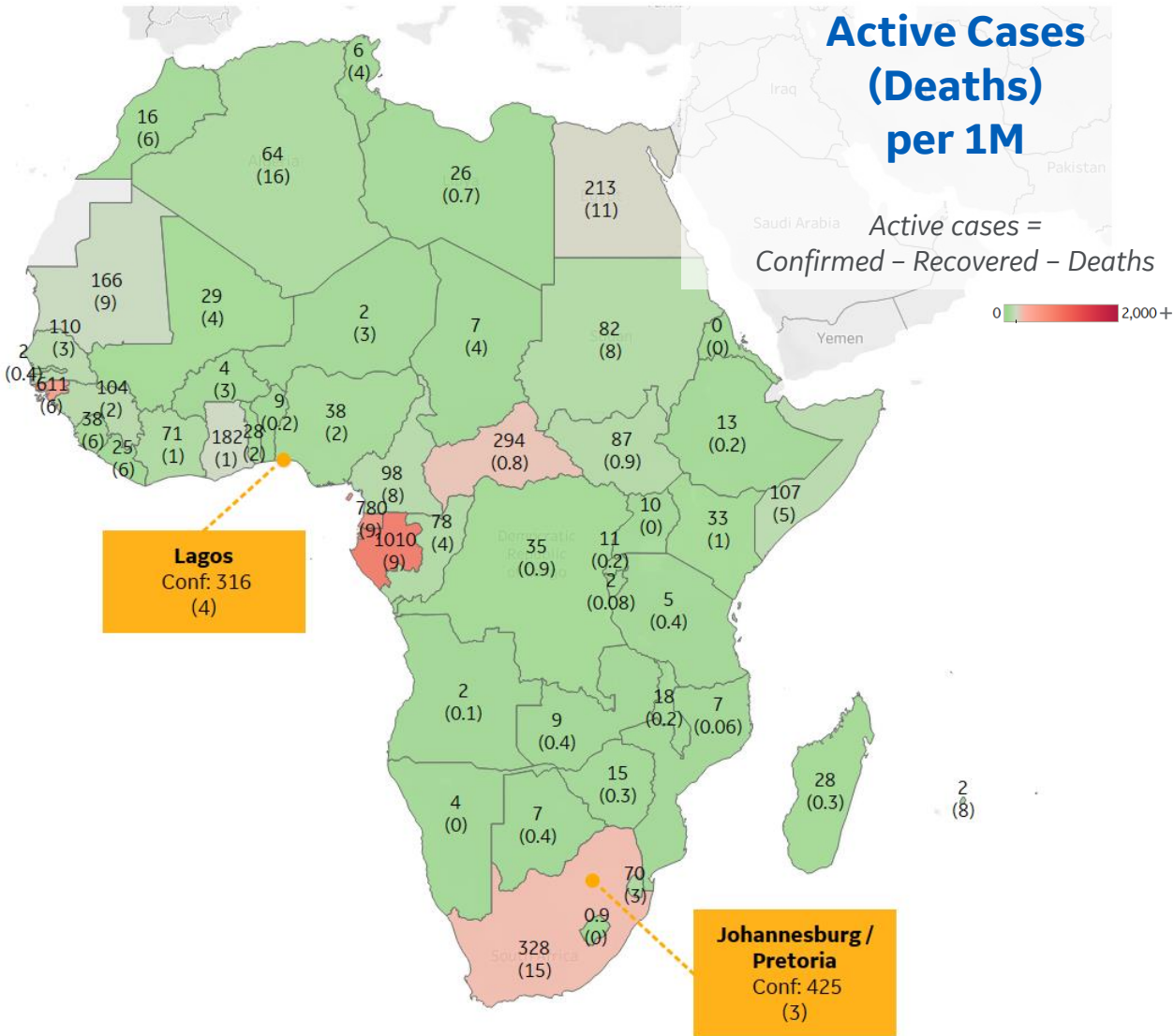
## Per 1M in Region

	Today	Change
Active Cases	70	+3%
Confirmed	5 new	+4%
Deaths	0.1 new	+3%
Recovered	4 new	+7%

## Most Active Cases per 1M

Gabon	1,010
Eq. Guinea	780
Guinea-Bissau	611
South Africa	328
Central African R..	294
Egypt	213
Ghana	182
Mauritania	166
Senegal	110
Somalia	107

\* Excludes regions with population < 1M





# Sources



*\*\* Per 1M = Per 1 Million Population unless otherwise noted*

**Johns Hopkins Coronavirus Resource Center:**

<https://coronavirus.jhu.edu/map.html>

**Worldometer Coronavirus Reporting:**

<https://www.worldometers.info/coronavirus/>

**Public Health England:**

<https://www.gov.uk/government/publications/covid-19-track-coronavirus-cases>

**US Department of Homeland Security, Homeland Infrastructure Foundation-Level Data:**

<https://hifld-geoplatform.opendata.arcgis.com/datasets/hospitals>

**City of New York, NYC Health:**

<https://www1.nyc.gov/site/doh/covid/covid-19-data.page>

**Chicago Coronavirus Latest Data:**

<https://www.chicago.gov/city/en/sites/covid-19/home/latest-data.html>

**National Health Commission of the PRC:**

<http://www.nhc.gov.cn/xcs/yqtb/202003/bf66696029ba420098164607240074f8.shtml>

**Korean Centers for Disease Control and Prevention:**

[http://www.cdc.go.kr/cdc\\_eng/](http://www.cdc.go.kr/cdc_eng/)

**CDC, Severe Outcomes Among Patients with Coronavirus Disease 2019 (COVID-19):**

<https://www.cdc.gov/mmwr/volumes/69/wr/mm6912e2.htm>

**COVID-19 Information for Switzerland:**

<https://www.corona-data.ch/>

**CIA World Factbook:**

<https://www.cia.gov/library/publications/resources/the-world-factbook/>

**Italian Ministry of Health:**

<http://www.salute.gov.it/portale/nuovocoronavirus/dettaglioContenutiNuovoCoronavirus.jsp?lingua=italiano&id=5351&area=nuovoCoronavirus&menu=vuoto>

**New South Wales Government:**

<https://www.health.nsw.gov.au/Infectious/diseases/Pages/covid-19-latest.aspx>

**Provincial Health Services Authority of Canada. BC Center for Disease Control:**

<http://www.bccdc.ca/about/news-stories/stories/2020/information-on-novel-coronavirus>

**Coronavirus Cases in Japan by Prefecture, Nippon Communications Foundation:**

<https://www.nippon.com/en/japan-data/h00657/coronavirus-cases-in-japan-by-prefecture.html>

**Secretary of Health, Mexico:**

<https://www.gob.mx/salud/en>

**OECD Economic Outlooks, Statistics:**

[https://www.oecd-ilibrary.org/economics/data/oecd-economic-outlook-statistics-and-projections\\_eo-data-en](https://www.oecd-ilibrary.org/economics/data/oecd-economic-outlook-statistics-and-projections_eo-data-en)

**Public Health Authority of Sweden:**

<https://www.folkhalsomyndigheten.se/smittskydd-beredskap/utbrott/aktuella-utbrott/covid-19/bekraftade-fall-i-sverige>

**National Public Health Agency of France:**

<https://www.santepubliquefrance.fr/regions/ile-de-france/documents/bulletin-regional/2020/covid-19-point-epidemiologique-en-ile-de-france-du-23-avril-2020>

**Italian Department of Civil Protection, COVID Monitoring:**

<http://opendatadpc.maps.arcgis.com/apps/opsdashboard/index.html#/b0c68bce2cce478eaac82fe38d4138b1>

**The COVID Tracking Project:**

<https://covidtracking.com/data/>

**UK Office for National Statistics**

<https://www.ons.gov.uk/peoplepopulationandcommunity/birthsdeathsandmarriages/deaths/bulletins/deathsregisteredweeklyinenglandandwales/provisional/weekending24april2020>

**WHO Europe, Surveillance Report:**

<http://www.euro.who.int/en/health-topics/health-emergencies/coronavirus-covid-19/weekly-surveillance-report>

**WHO Europe, Principles for Transition:**

<http://www.euro.who.int/en/media-centre/sections/statements/2020/statement-transition-to-a-new-normal-during-the-covid-19-pandemic-must-be-guided-by-public-health-principles>