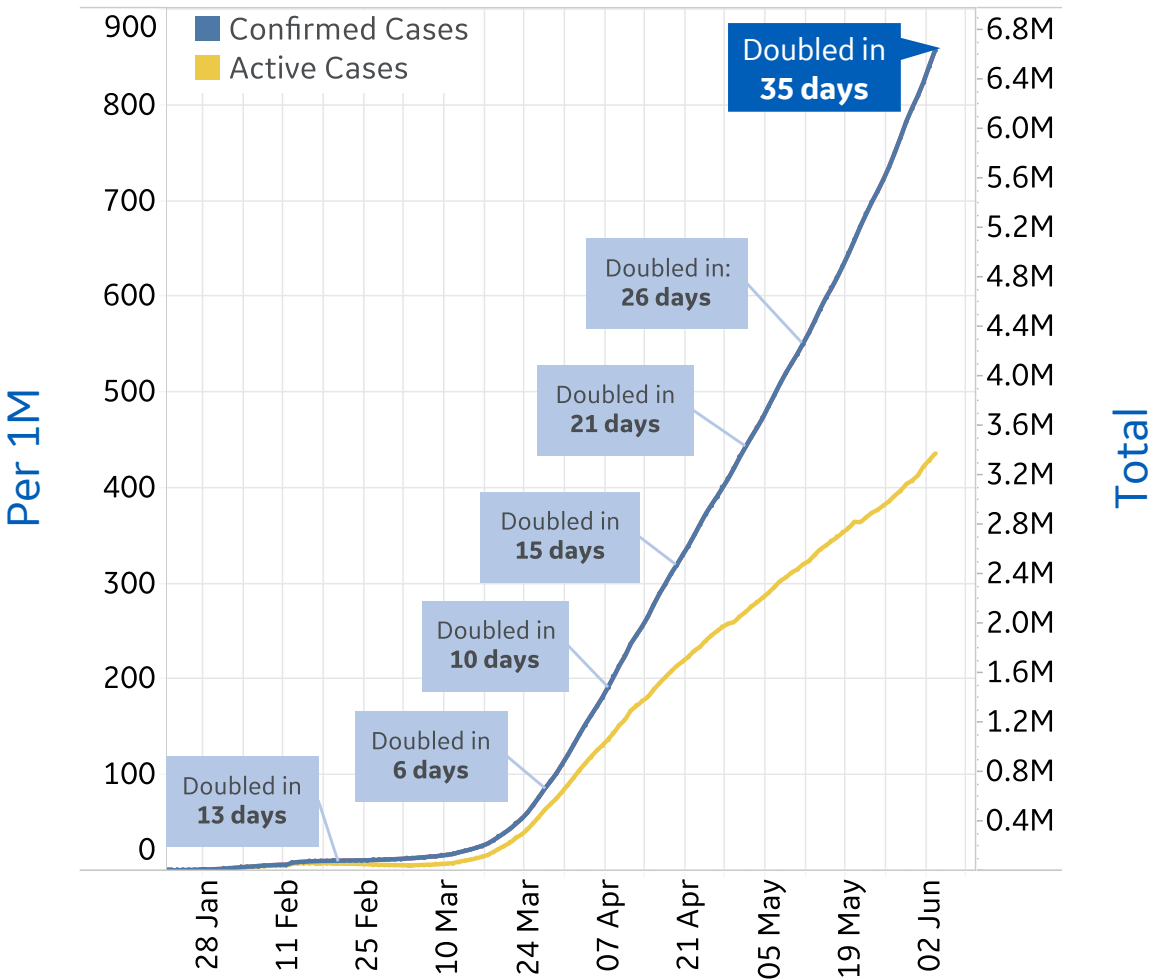




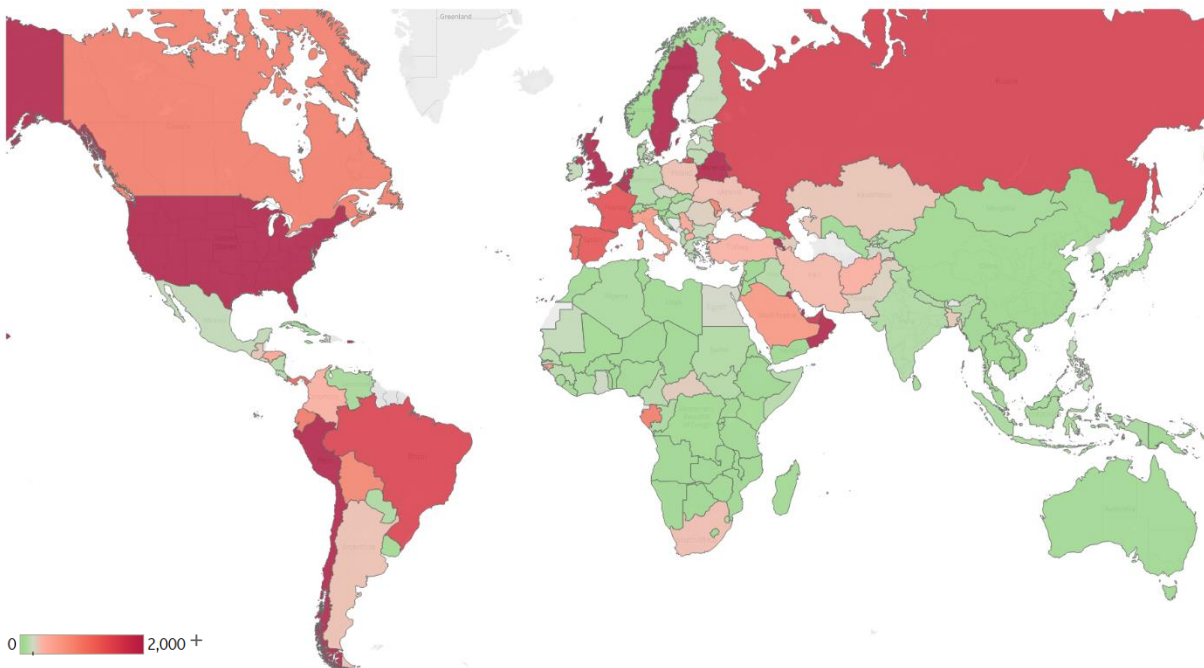
Global Confirmed & Active Cases

Trend since 22 Jan



Today per 1M

Active cases = Confirmed - Recovered - Deaths



Per 1M:	Today		Change
Active Today	435		+2%
Active	7	new	+2%
Confirmed	16	new	+2%
Deaths	1	new	+1%
Recovered	9	new	+2%



Top 50 Countries: Per 1M

1 - 25

	Active Today	Today			Total since 22 Jan		
		Confirmed	Deaths	Recovered	Total Confirmed	Total Deaths	Total Recovered
Qatar	8,409	549	0	668	22,124	16	13,699
Chile	5,003	244	4	-16	6,188	71	1,114
US	3,865	64	3	17	5,658	327	1,465
Sweden	3,695	107	2	0	4,147	452	0
UK	3,563	27	3	0	4,170	589	18
Bahrain	3,260	283	1	187	7,814	12	4,542
Peru	3,092	130	4	119	5,556	153	2,312
Kuwait	2,918	132	1	345	7,006	55	4,033
Belgium	2,862	7	2	8	5,071	824	1,385
Belarus	2,600	92	1	105	4,866	27	2,240
Armenia	2,557	235	2	4	3,787	59	1,170
Netherlands	2,390	12	1	0	2,752	351	11
Singapore	2,221	88	0	55	6,311	4	4,086
Oman	2,115	153	0	119	2,803	13	676
UAE	1,736	67	0	42	3,743	28	1,979
Russia	1,583	60	1	59	3,019	37	1,399
Brazil	1,533	145	7	76	2,893	160	1,199
France	1,385	-42	1	8	2,904	445	1,074
Spain	1,351	7	0	0	5,147	580	3,216
Panama	1,173	101	1	23	3,487	84	2,229
Portugal	1,159	32	1	24	3,294	143	1,993
Ecuador	990	0	0	0	2,322	198	1,135
Gabon	951	24	0	8	1,328	9	368
Canada	937	17	4	18	2,524	204	1,383
Moldova	916	55	1	36	2,236	78	1,242

26 - 50

	Active Today	Today			Total since 22 Jan		
		Confirmed	Deaths	Recovered	Total Confirmed	Total Deaths	Total Recovered
Bolivia	871	52	1	13	1,049	36	142
EU	785	1	1	8	2,629	286	1,558
Eq. Guinea	780	0	0	0	931	9	143
Saudi Arabia	677	57	1	23	2,676	18	1,981
Guinea-Bissau	649	0	0	0	680	4	27
Italy	636	3	1	16	3,870	557	2,678
Dom. Rep.	583	26	0	23	1,689	48	1,058
Serbia	505	5	0	7	1,324	28	791
Honduras	504	19	1	3	594	25	65
Afghanistan	415	20	0	2	464	8	41
North Macedo..	405	57	1	8	1,253	71	778
Colombia	394	30	1	22	658	22	242
Turkey	368	12	0	11	1,985	55	1,562
Iran	342	43	1	27	1,956	96	1,518
Ukraine	315	14	0	14	594	17	262
South Africa	314	55	1	27	688	14	359
Poland	309	10	0	6	662	30	323
Argentina	301	21	1	3	447	13	133
Kazakhstan	288	0	0	20	643	3	352
Guatemala	280	22	1	3	344	9	55
Bangladesh	271	15	0	4	350	5	74
Azerbaijan	267	26	0	8	643	8	369
Central Africa..	261	24	0	0	267	1	5
Israel	253	14	0	3	2,021	34	1,734
Total World	435	16	1	9	856	50	371

* France and Chile are reviewing and updating reported case volumes

Confirmed cases in **UAE** increased 14% since 28 May

Top 50 countries selected by Active Cases / 1M
Excluded countries with population < 1M



Top 50 Countries: Raw Volume



1 - 25

	Active Cases	Today			Total since 22 Jan		
		Confirmed	Deaths	Recovered	Total Confirmed	Total Deaths	Total Recovered
US	1,279,447	21,140	1,036	5,744	1,872,660	108,211	485,002
EU	349,445	647	265	3,270	1,170,429	127,492	693,492
Brazil	325,957	30,925	1,473	16,346	614,941	34,021	254,963
UK	241,873	1,809	176	7	283,079	39,987	1,219
Russia	230,965	8,823	168	8,638	440,538	5,376	204,197
Peru	101,939	4,284	137	3,909	183,198	5,031	76,228
Chile	95,631	4,664	81	-300	118,292	1,356	21,305
France	90,407	-2,761	44	521	189,569	29,068	70,094
Spain	63,151	334	5	0	240,660	27,133	150,376
Bangladesh	44,621	2,423	35	571	57,563	781	12,161
Netherlands	40,959	209	13	0	47,148	6,009	180
Italy	38,429	177	88	957	234,013	33,689	161,895
Sweden	37,321	1,080	20	0	41,883	4,562	0
Canada	35,368	628	138	678	95,269	7,717	52,184
Belgium	33,171	82	26	89	58,767	9,548	16,048
Turkey	31,002	988	21	926	167,410	4,630	131,778
Iran	28,714	3,574	59	2,279	164,270	8,071	127,485
Belarus	24,566	865	5	991	45,981	253	21,162
Qatar	24,228	1,581	0	1,926	63,741	45	39,468
Saudi Arabia	23,581	1,975	32	806	93,157	611	68,965
Colombia	20,048	1,531	42	1,148	33,466	1,099	12,319
South Africa	18,633	3,267	56	1,629	40,792	848	21,311
Ecuador	17,461	0	0	0	40,966	3,486	20,019
UAE	17,173	659	3	419	37,018	273	19,572
Afghanistan	16,169	787	6	63	18,054	300	1,585

26 - 50

	Active Cases	Today			Total since 22 Jan		
		Confirmed	Deaths	Recovered	Total Confirmed	Total Deaths	Total Recovered
Ukraine	13,758	596	13	630	25,981	755	11,468
Argentina	13,596	929	25	97	20,197	608	5,993
Singapore	12,994	517	0	322	36,922	24	23,904
Kuwait	12,462	562	6	1,473	29,921	236	17,223
Portugal	11,814	331	8	244	33,592	1,455	20,323
Poland	11,704	361	2	213	25,048	1,117	12,227
Oman	10,798	779	0	606	14,316	67	3,451
Bolivia	10,172	607	15	151	12,245	415	1,658
Armenia	7,577	697	6	14	11,221	176	3,468
Dom. Rep.	6,325	279	4	250	18,319	520	11,474
Bahrain	5,547	481	1	318	13,296	21	7,728
Kazakhstan	5,409	0	4	366	12,067	52	6,606
Panama	5,062	435	6	100	15,044	363	9,619
Guatemala	5,017	394	15	50	6,154	158	979
Honduras	4,989	190	9	31	5,880	243	648
Serbia	4,415	48	1	58	11,571	246	6,910
Moldova	3,694	223	5	146	9,018	315	5,009
Azerbaijan	2,707	262	2	72	6,522	78	3,737
Israel	2,191	118	0	30	17,495	291	15,013
Gabon	2,116	53	1	17	2,955	21	818
Guinea-Bissau	1,278	0	0	0	1,339	8	53
Central Africa..	1,261	115	0	0	1,288	4	23
Eq. Guinea	1,094	0	0	0	1,306	12	200
North Macedo..	843	119	2	16	2,611	147	1,621
Total World	3,371,886	124,350	5,189	64,981	6,632,985	391,136	2,869,963

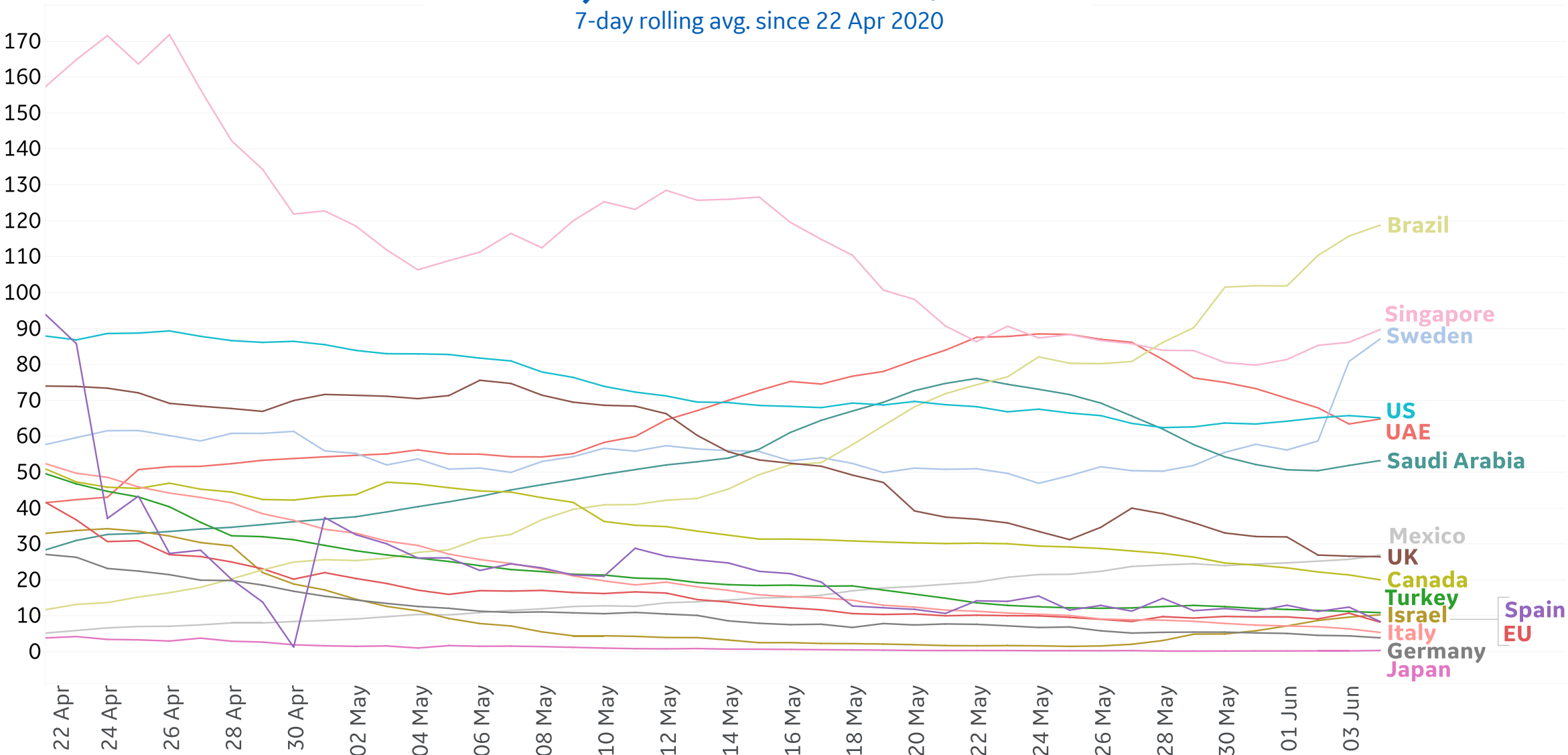
Reported deaths in **Canada** increased 11% since 28 May

Top 50 countries selected by Active Cases / 1M
Excluded countries with population < 1M



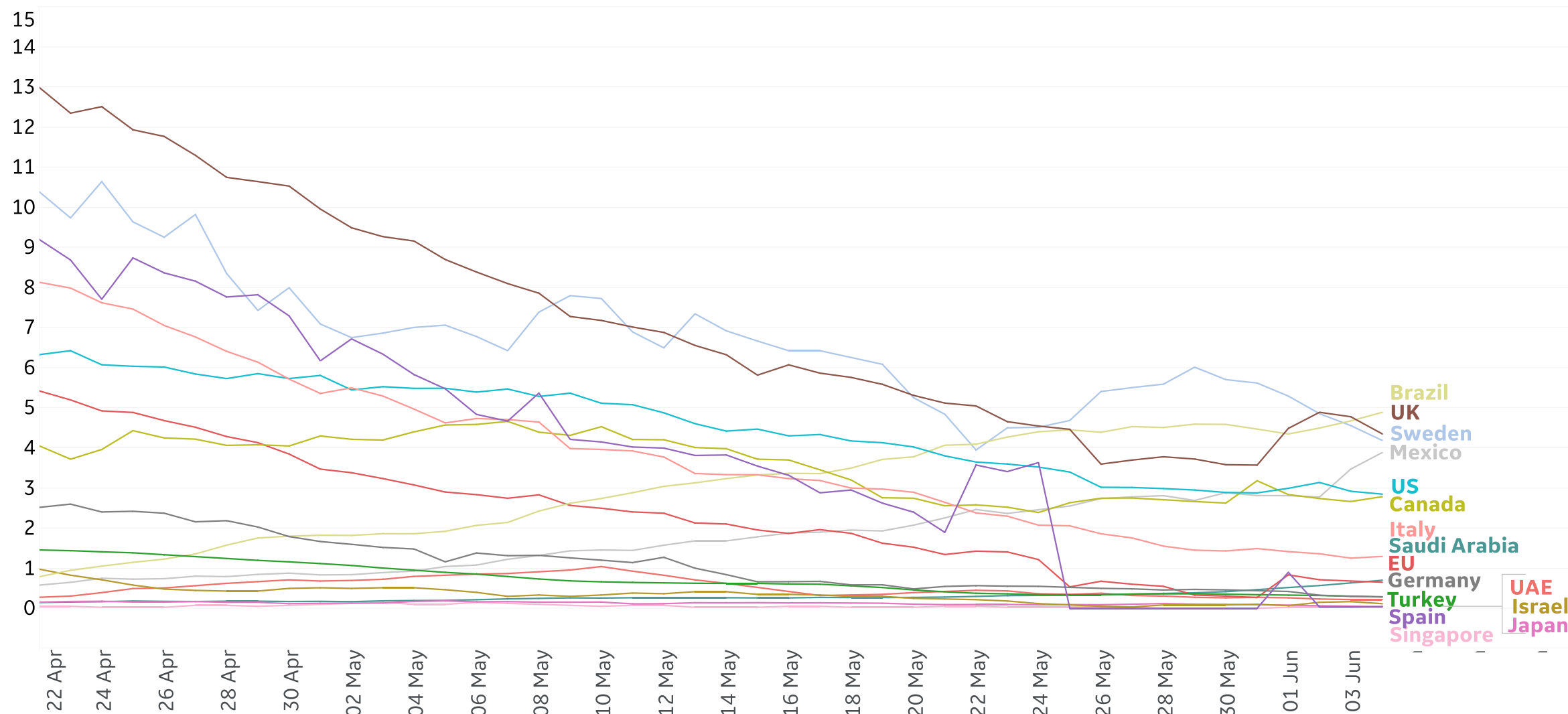
New Confirmed Cases in Select Countries

Daily New Confirmed Cases / 1M
7-day rolling avg. since 22 Apr 2020





7-day rolling avg. since 22 Apr 2020

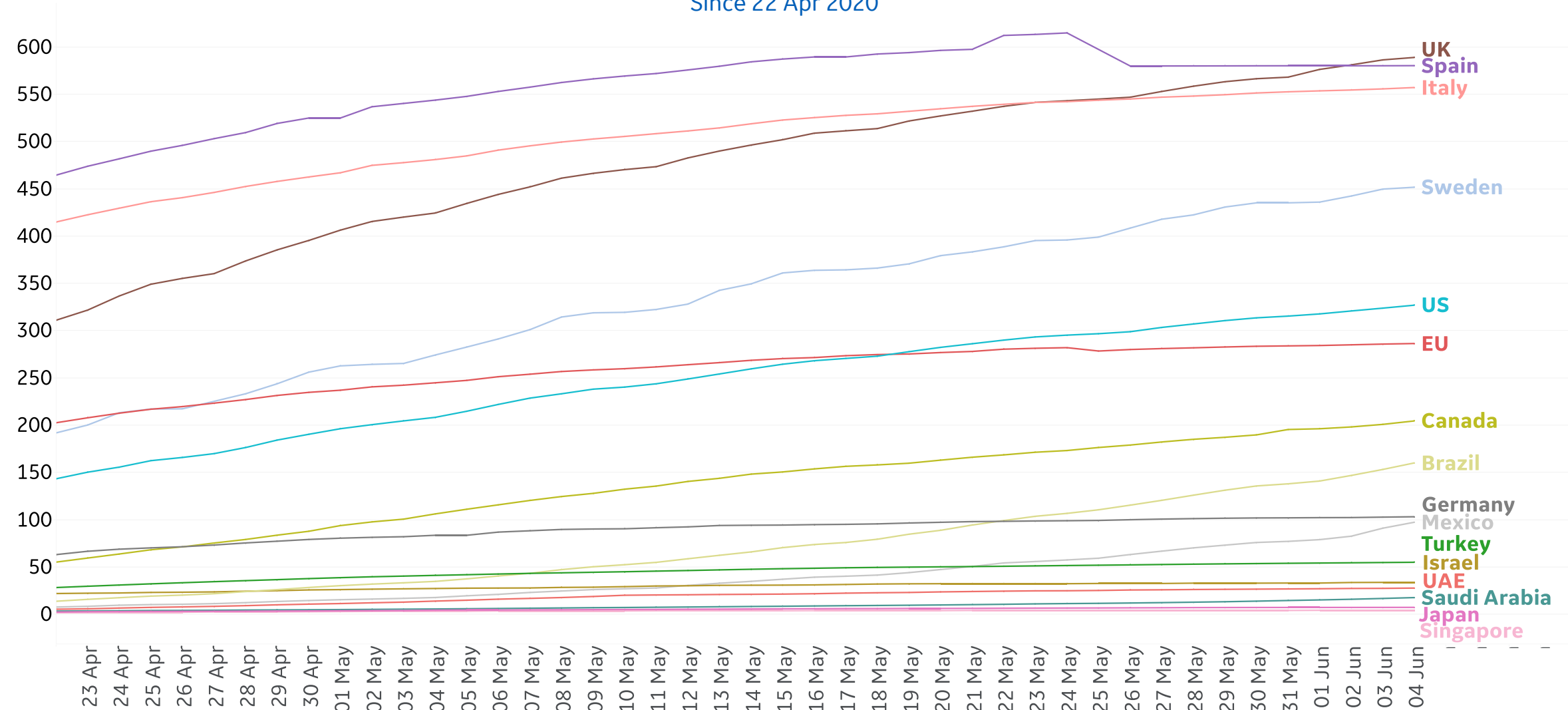




Cumulative Deaths in Select Countries

Updated 5 June 2020, 3:30 GMT

Cumulative Deaths / 1M
Since 22 Apr 2020

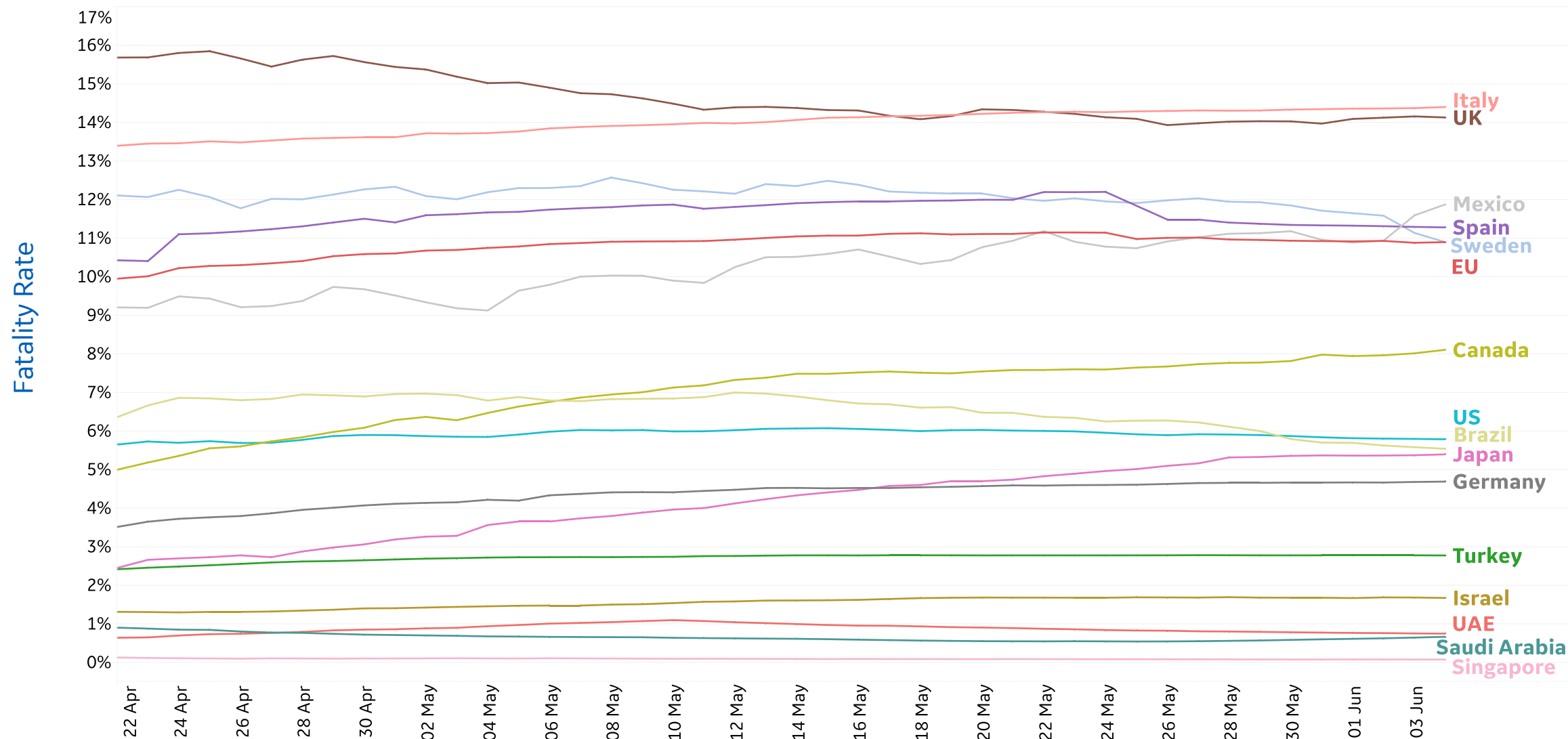




Fatality Rate in Select Countries

Deaths / Confirmed Cases

Since 22 Apr 2020



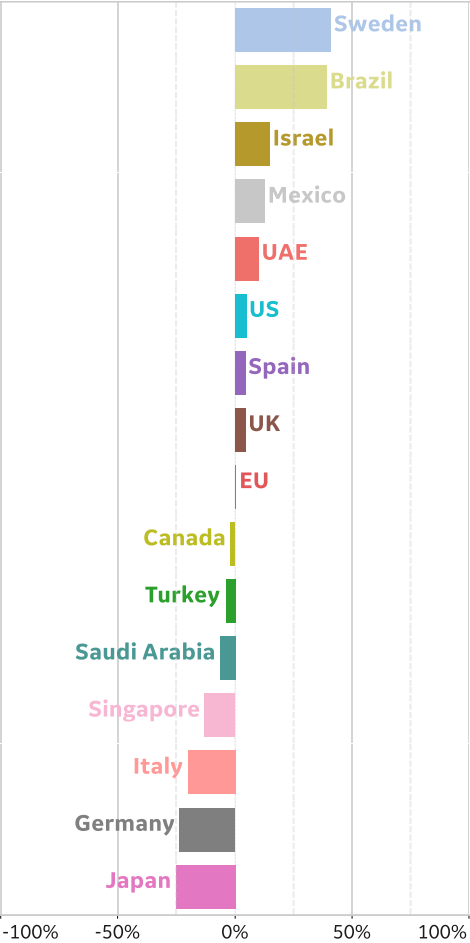


% Change in Case Volume in Select Countries

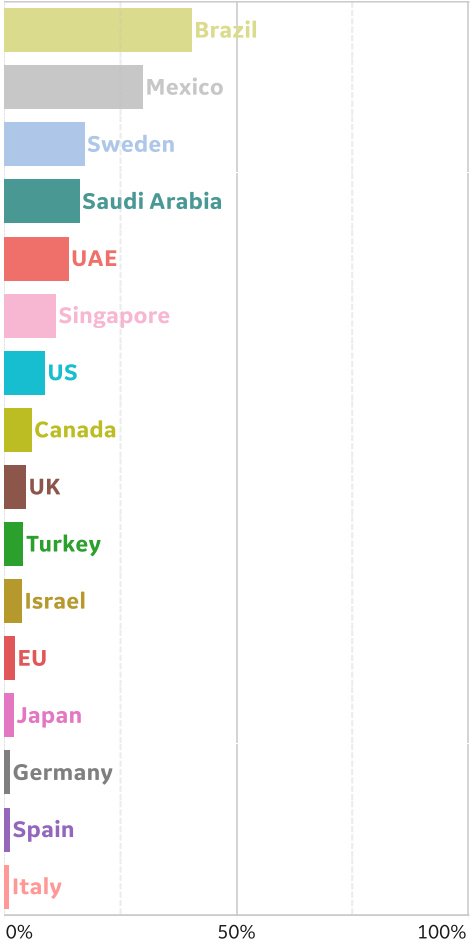
Updated 5 June 2020, 3:30 GMT

Over Previous 7 days

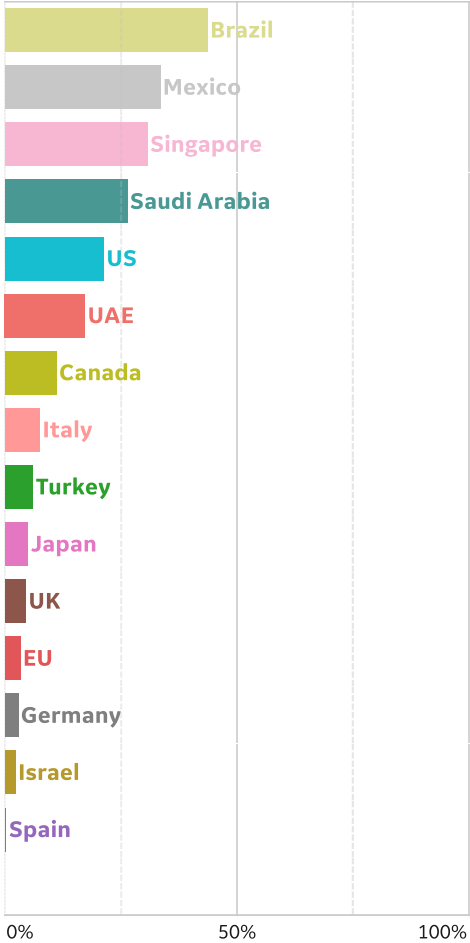
Active Cases




Confirmed Cases



Reported Recoveries



Reported Deaths



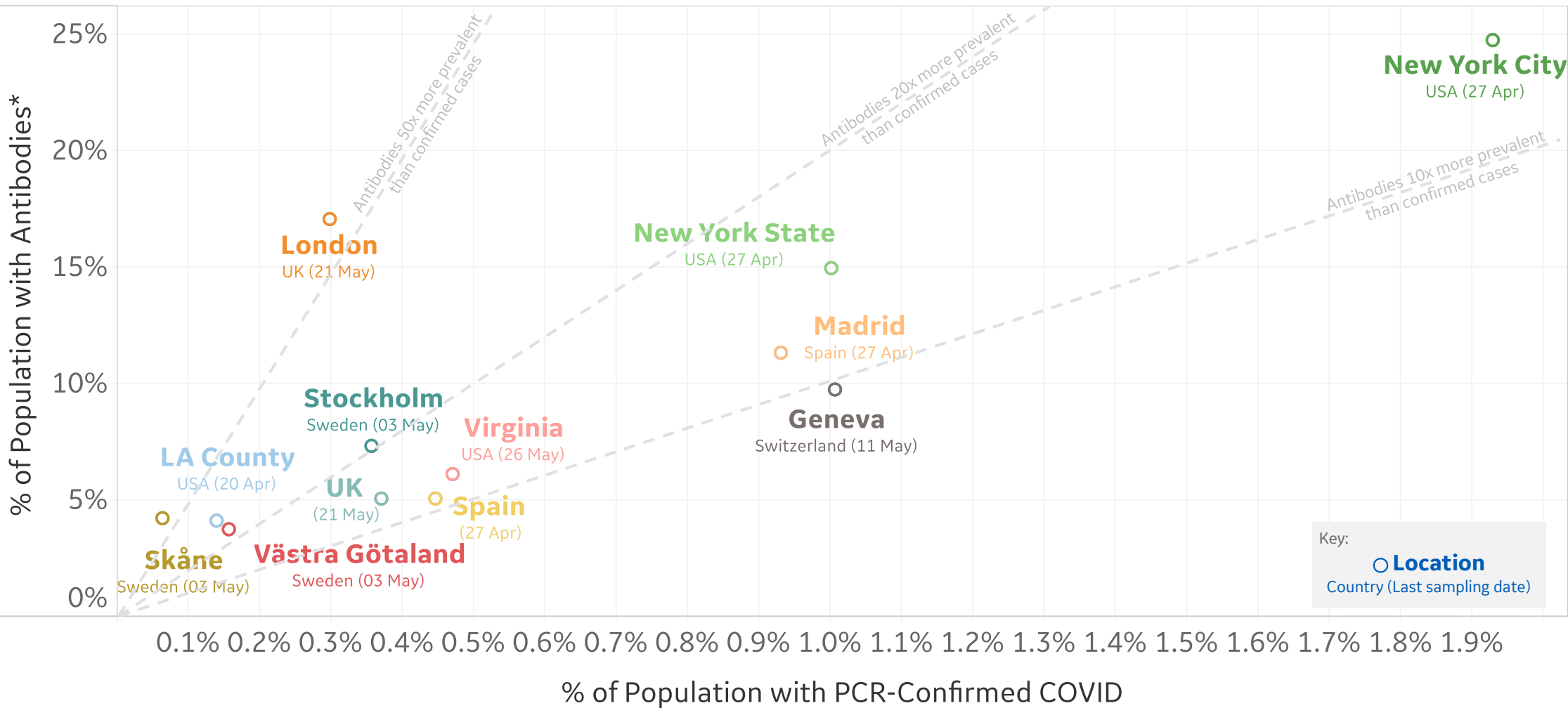


Feature: Antibody Testing



% Population with Antibodies vs. % Confirmed

Select locations based on available data

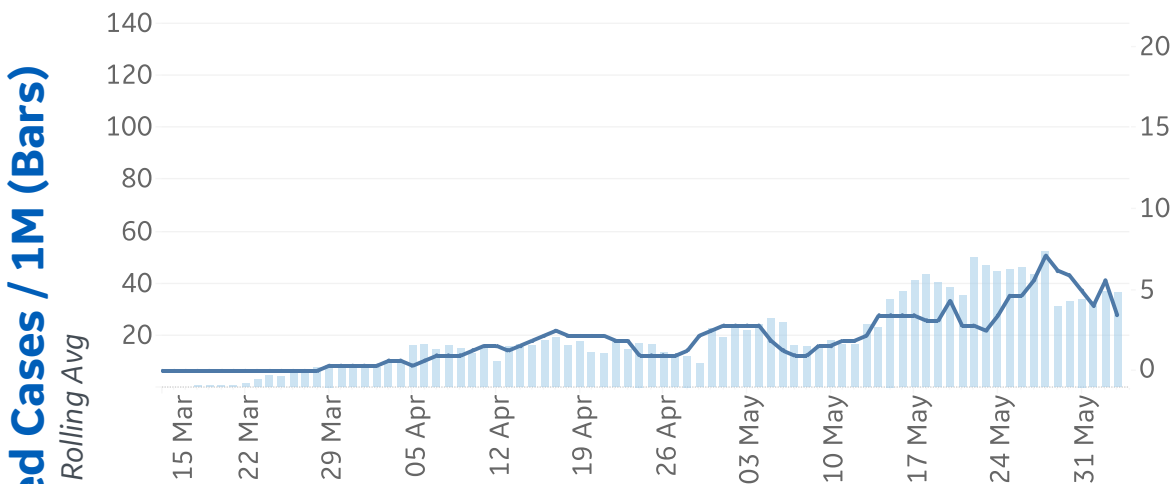


* Antibody percentage based on population sampling

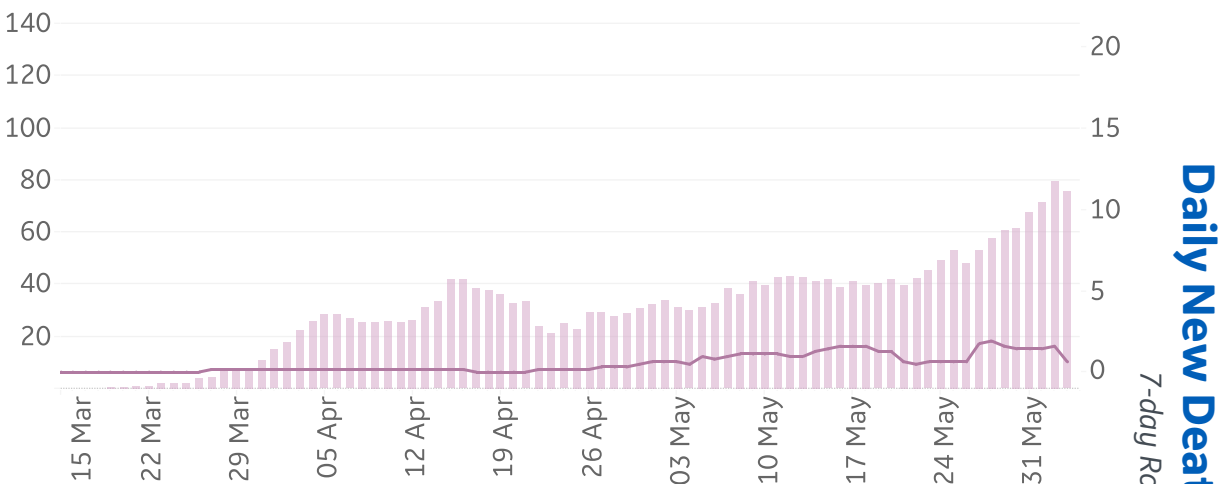


Feature: Trends in CC Ecosystem Cities

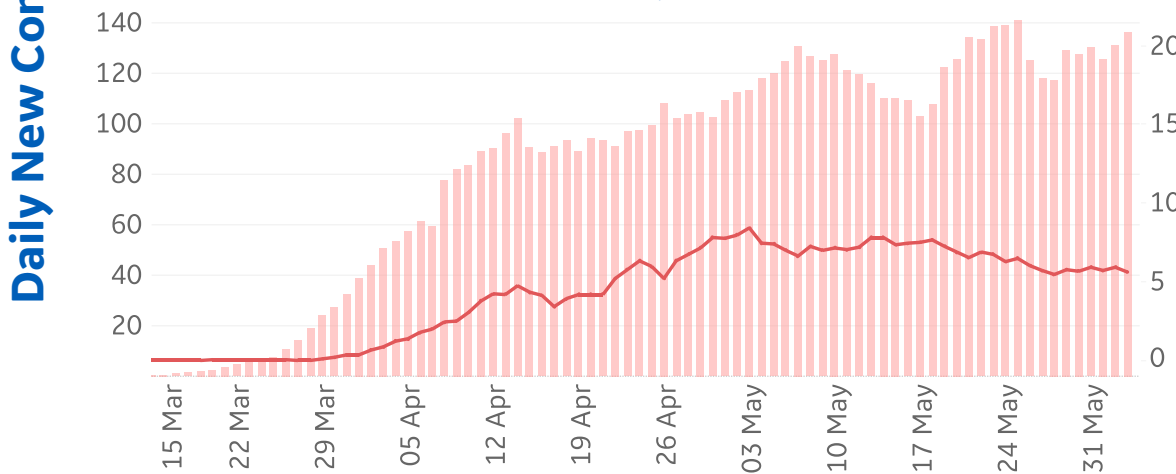
Asheville, NC



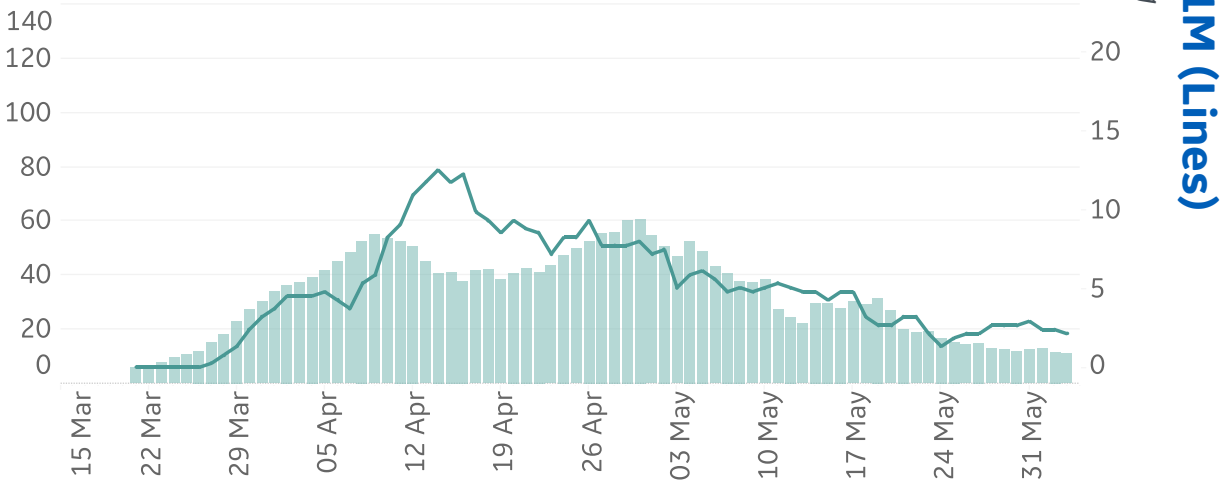
Baskerville, CA



Baltimore, MD



Bradford, UK



Daily New Confirmed Cases / 1M (Bars)

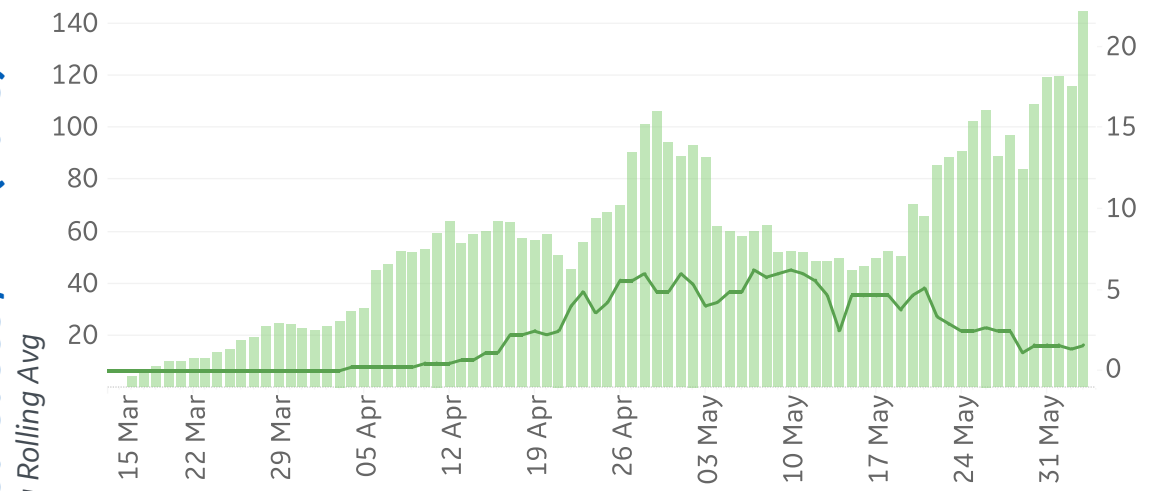
Daily New Deaths / 1M (Lines)



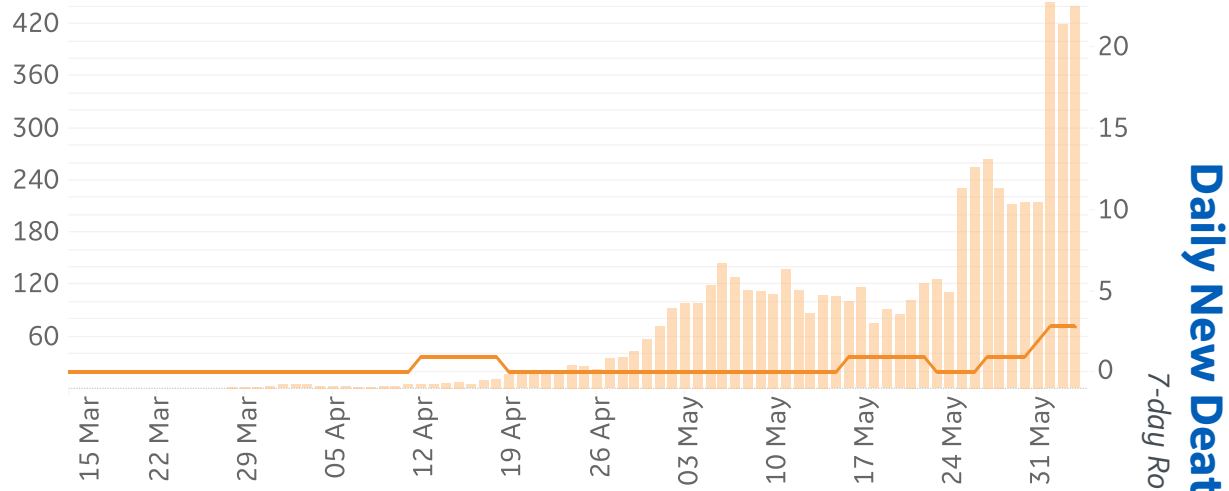
Feature: Trends in CC Ecosystem Cities

Durham, NC

Daily New Confirmed Cases / 1M (Bars)

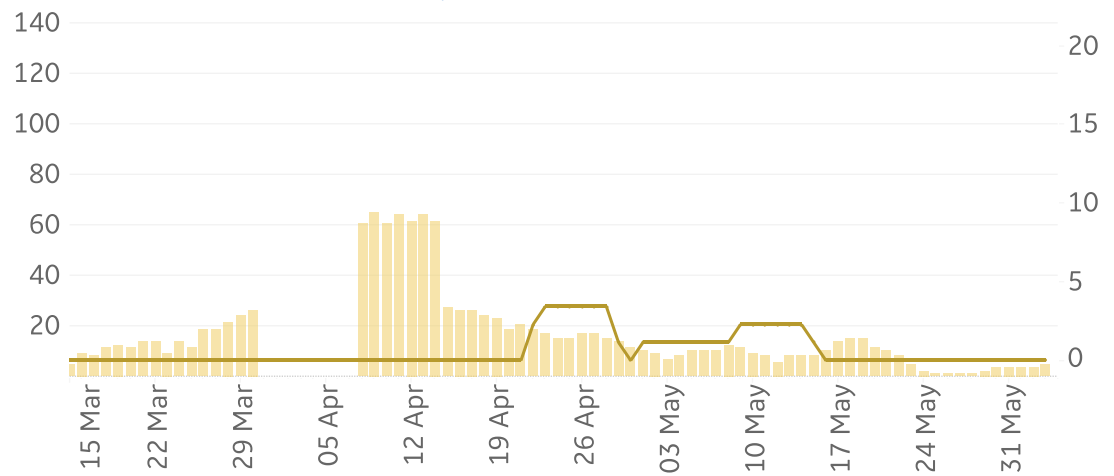


Hanford, CA

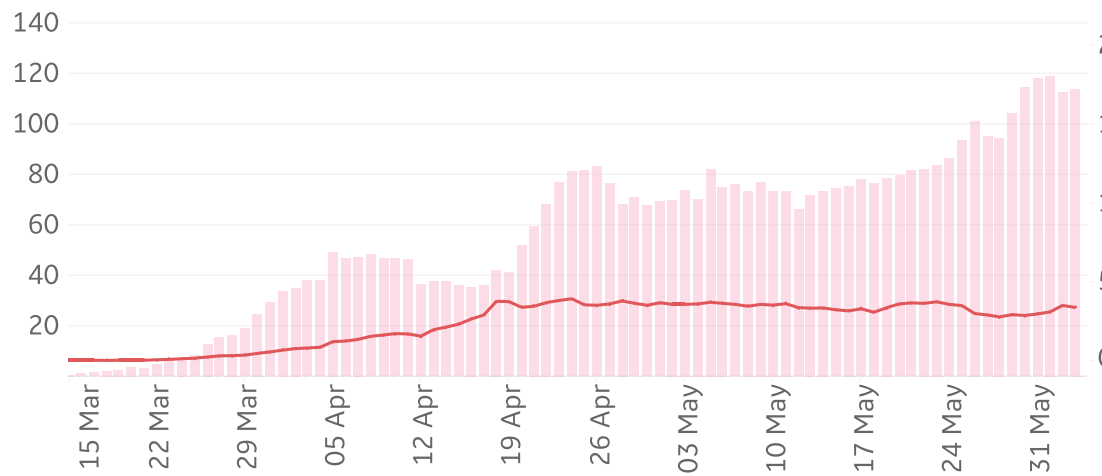


Daily New Deaths / 1M (Lines)

Leiden, Netherlands



Los Angeles, CA

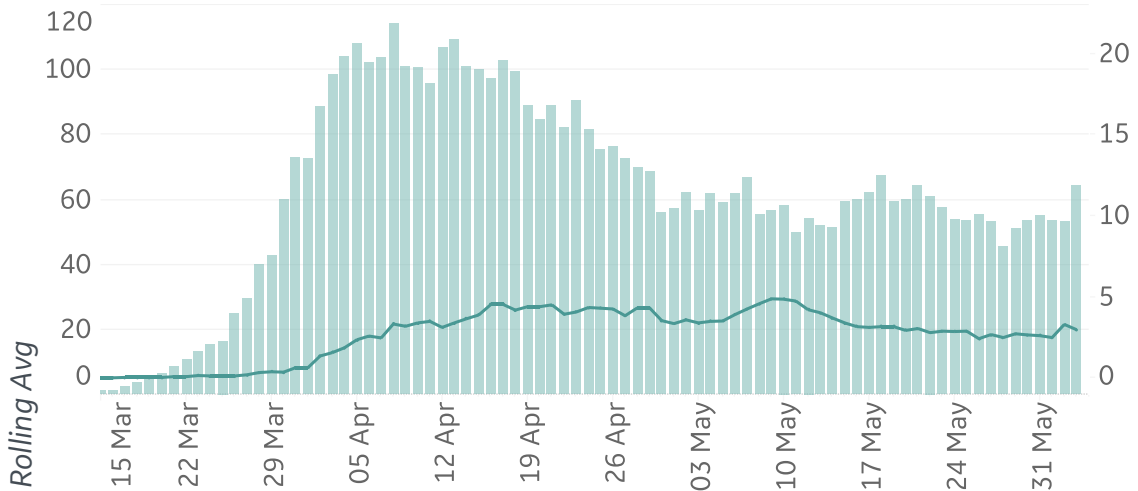




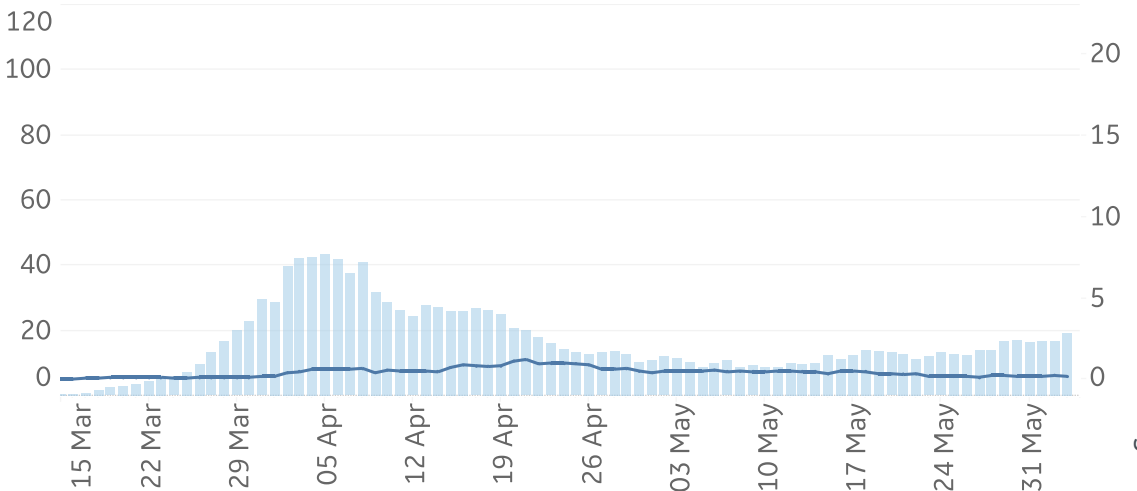
Feature: Trends in CC Ecosystem Cities

Daily New Confirmed Cases / 1M (Bars)

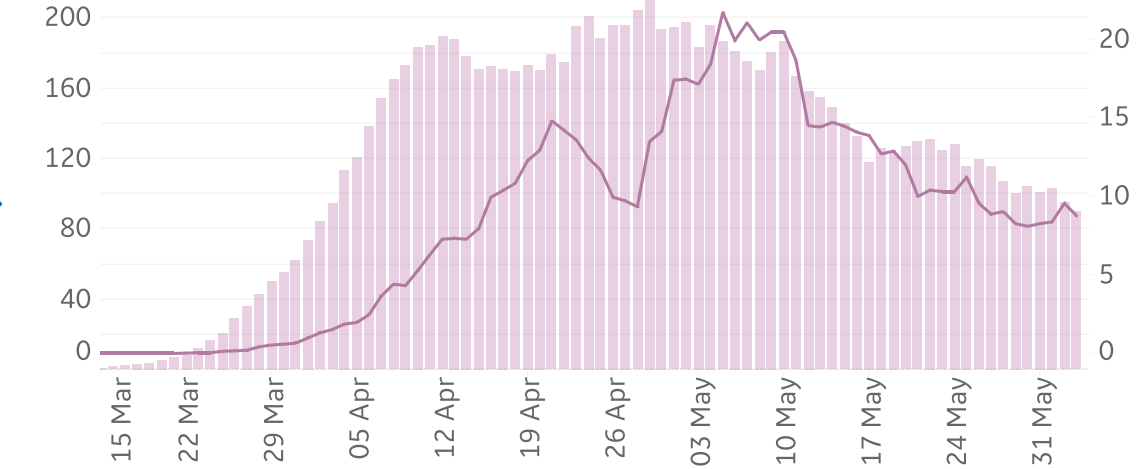
Miami, FL



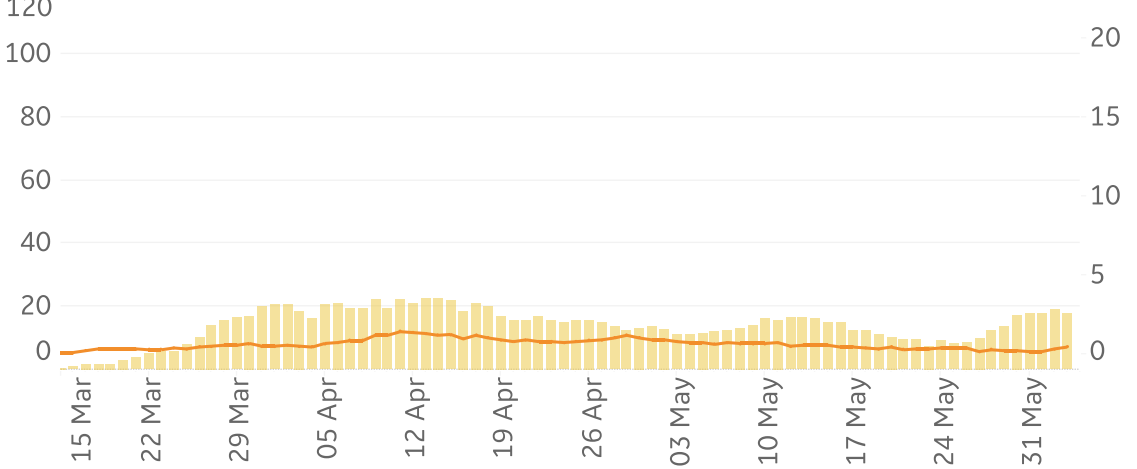
Orlando, FL



Philadelphia, PA



Portland, OR



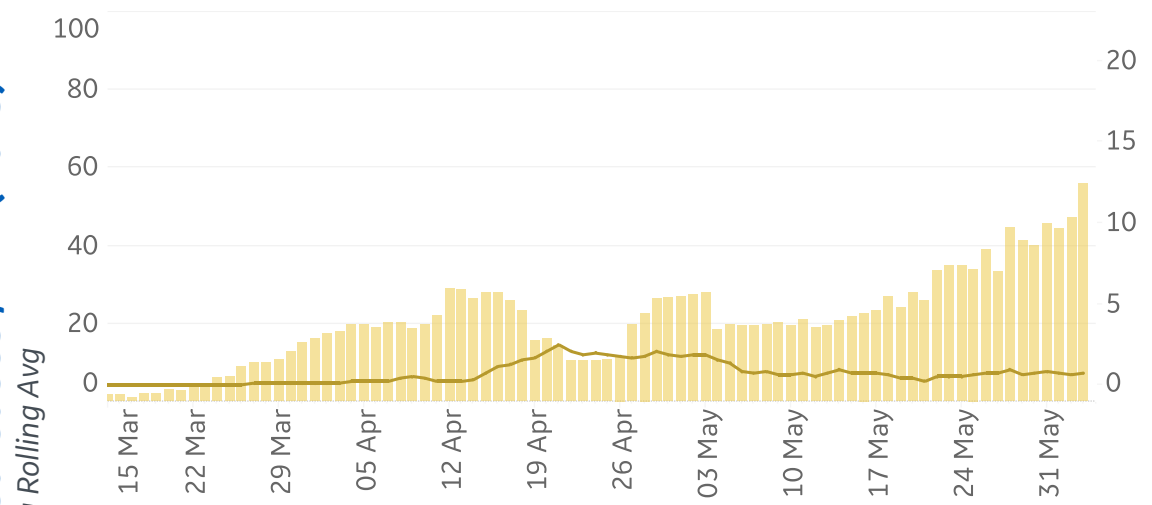
Daily New Deaths / 1M (Lines)
7-day Rolling Avg



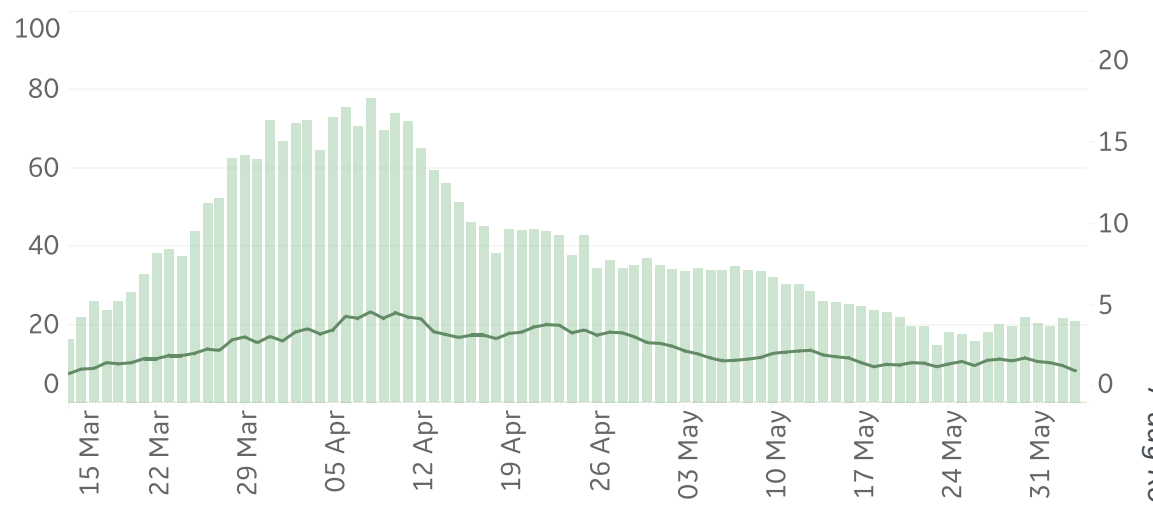
Feature: Trends in CC Ecosystem Cities

Daily New Confirmed Cases / 1M (Bars)

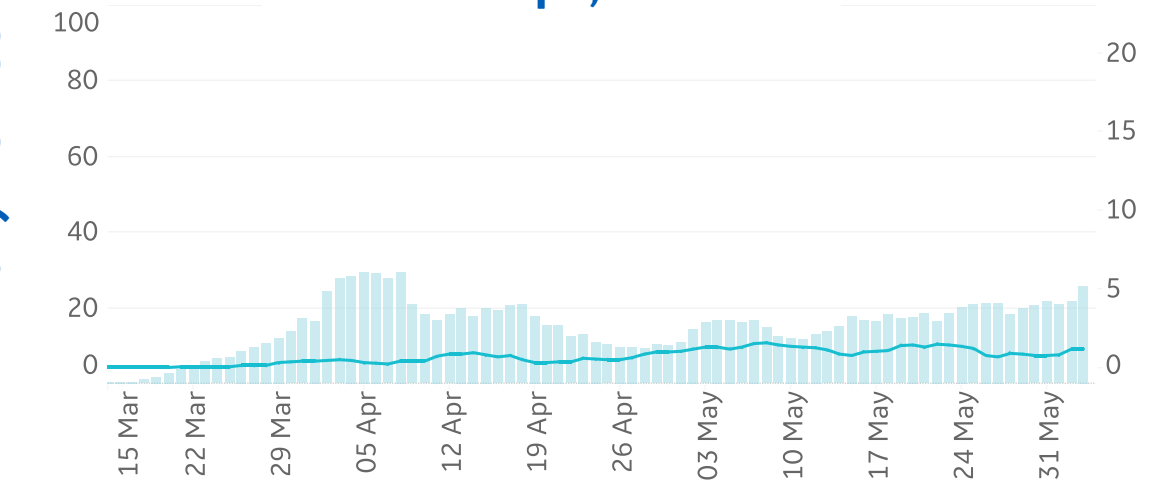
Raleigh, NC



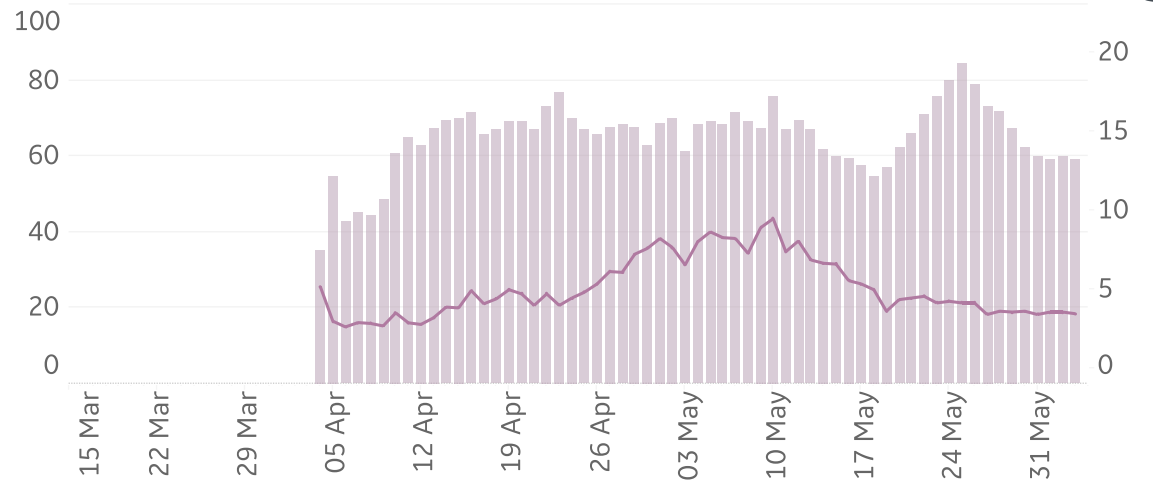
Seattle, WA



Tampa, FL



Toronto, Canada



Daily New Deaths / 1M (Lines)
7-day Rolling Avg



Per 1M in Region

	Today	Change
Active Cases	855	+0.2%
Confirmed	18 new	+1%
Deaths	1 new	+0.3%
Recovered	15 new	+1%

*France reported less confirmed cases today than previous days

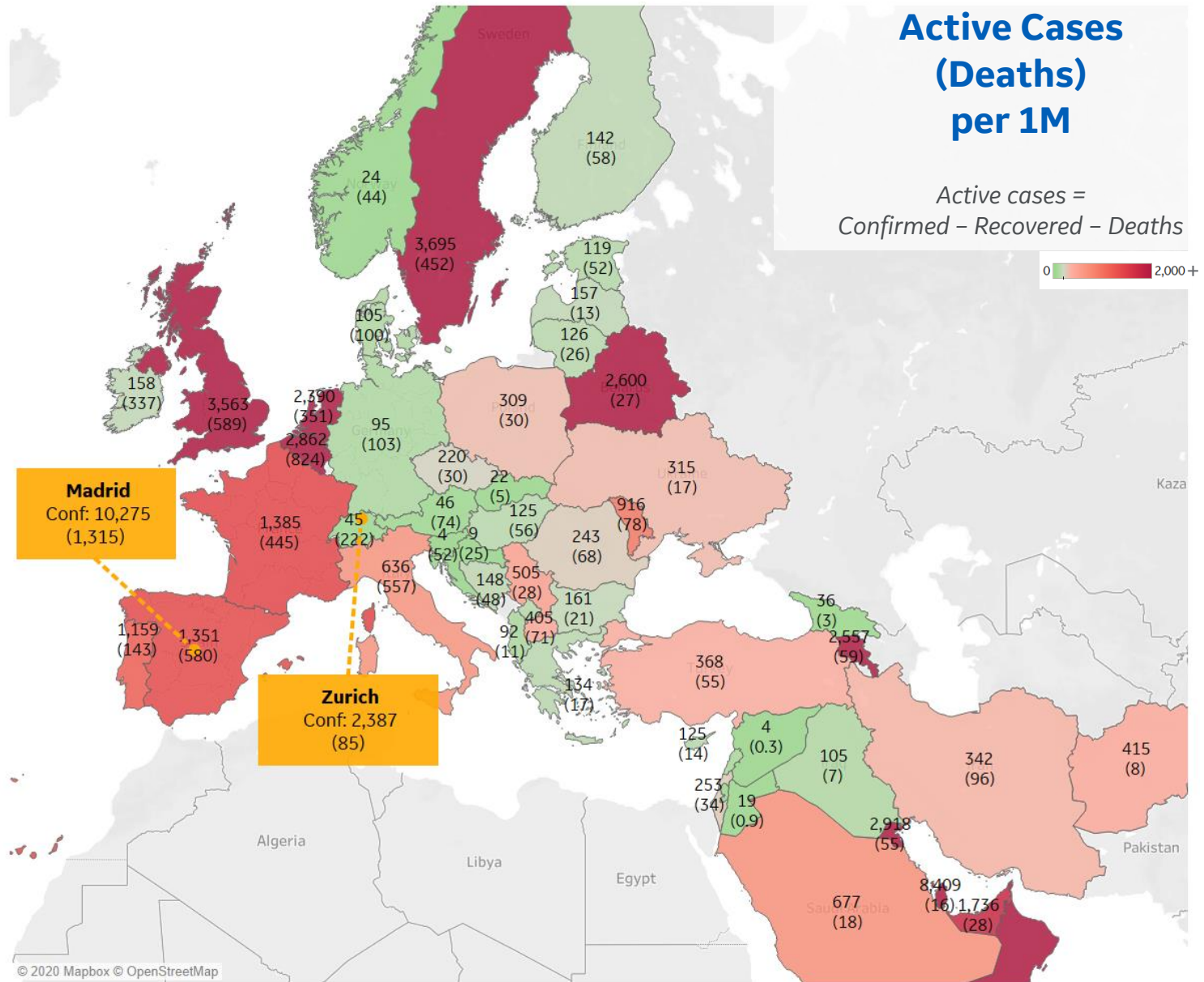
Most Active Cases per 1M

Qatar	8,409
Sweden	3,695
UK	3,563
Bahrain	3,260
Kuwait	2,918
Belgium	2,862
Belarus	2,600
Armenia	2,557
Netherlands	2,390
Oman	2,115

* Excludes regions with population < 1M

Active Cases (Deaths) per 1M

Active cases =
Confirmed - Recovered - Deaths





Per 1M in Region

	Today	Change
Active Cases	3,332	+0.7%
Confirmed	25 new	+1%
Deaths	2 new	+0.4%
Recovered	0 new	+0%

Most Active Cases per 1M

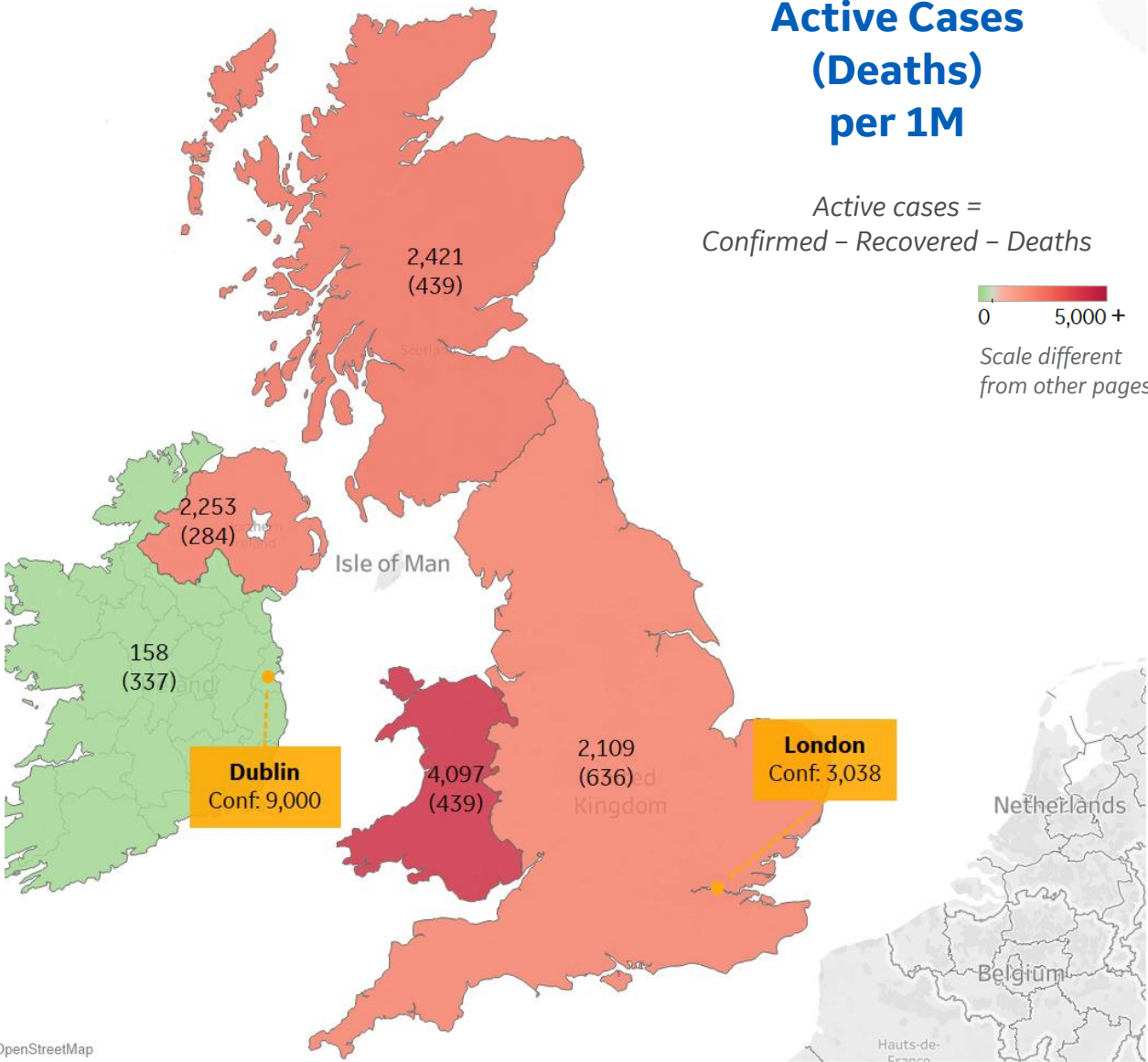
Wales	4,097
Scotland	2,421
Northern Ireland	2,253
England	2,109
Ireland	158

Active Cases (Deaths) per 1M

Active cases =
Confirmed – Recovered – Deaths

0 5,000 +

Scale different
from other pages



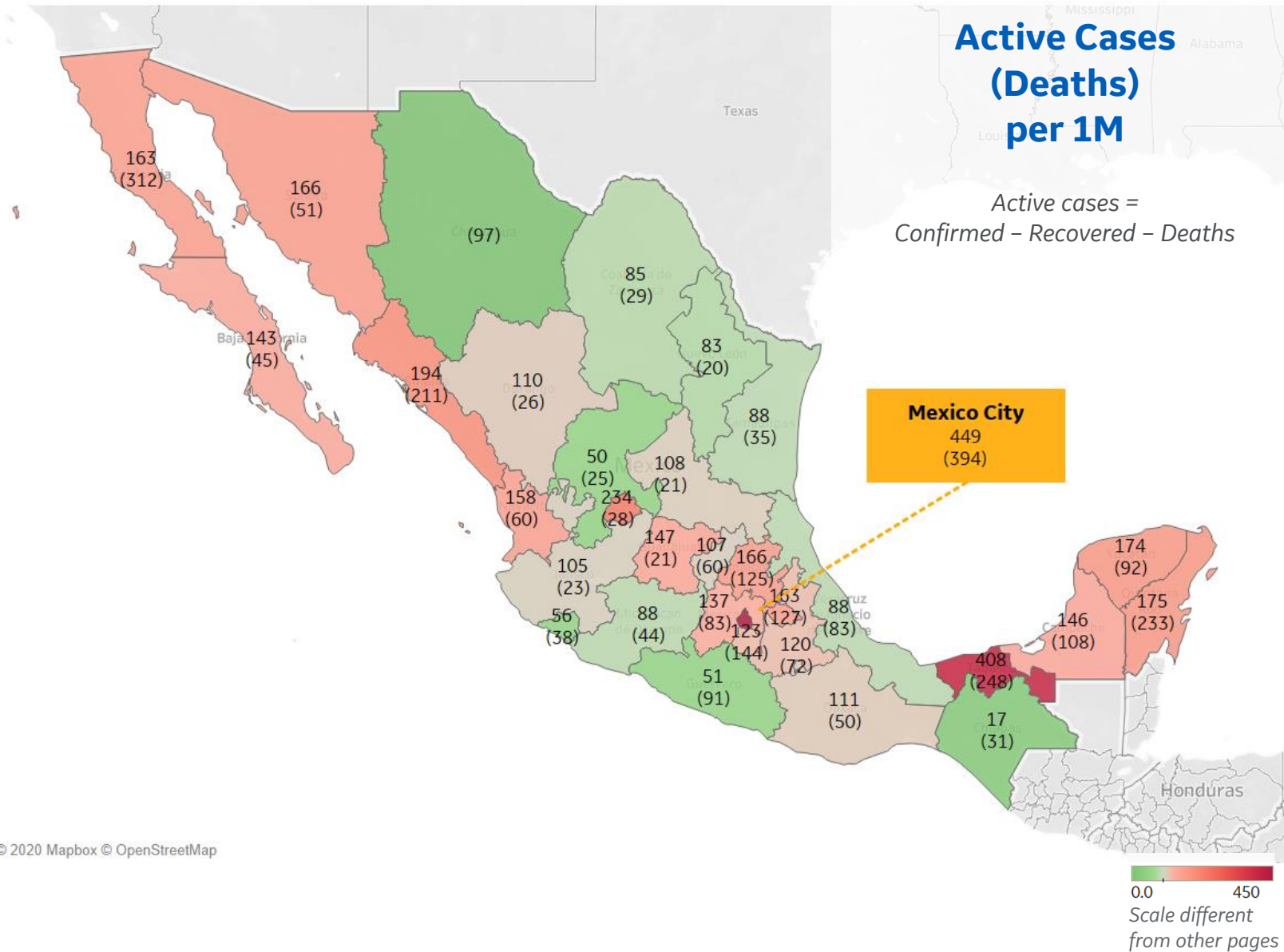


Per 1M in Region

	Today	Change
Active Cases	143	+9%
Confirmed	34 new	+4%
Deaths	6 new	+7%
Recovered	16 new	+3%

Most Active Cases per 1M

Distrito Federal	449
Tabasco	408
Aguascalientes	234
Sinaloa	194
Quintana Roo	175
Yucatan	174
Hidalgo	166
Sonora	166
Baja California	163
Tlaxcala	163



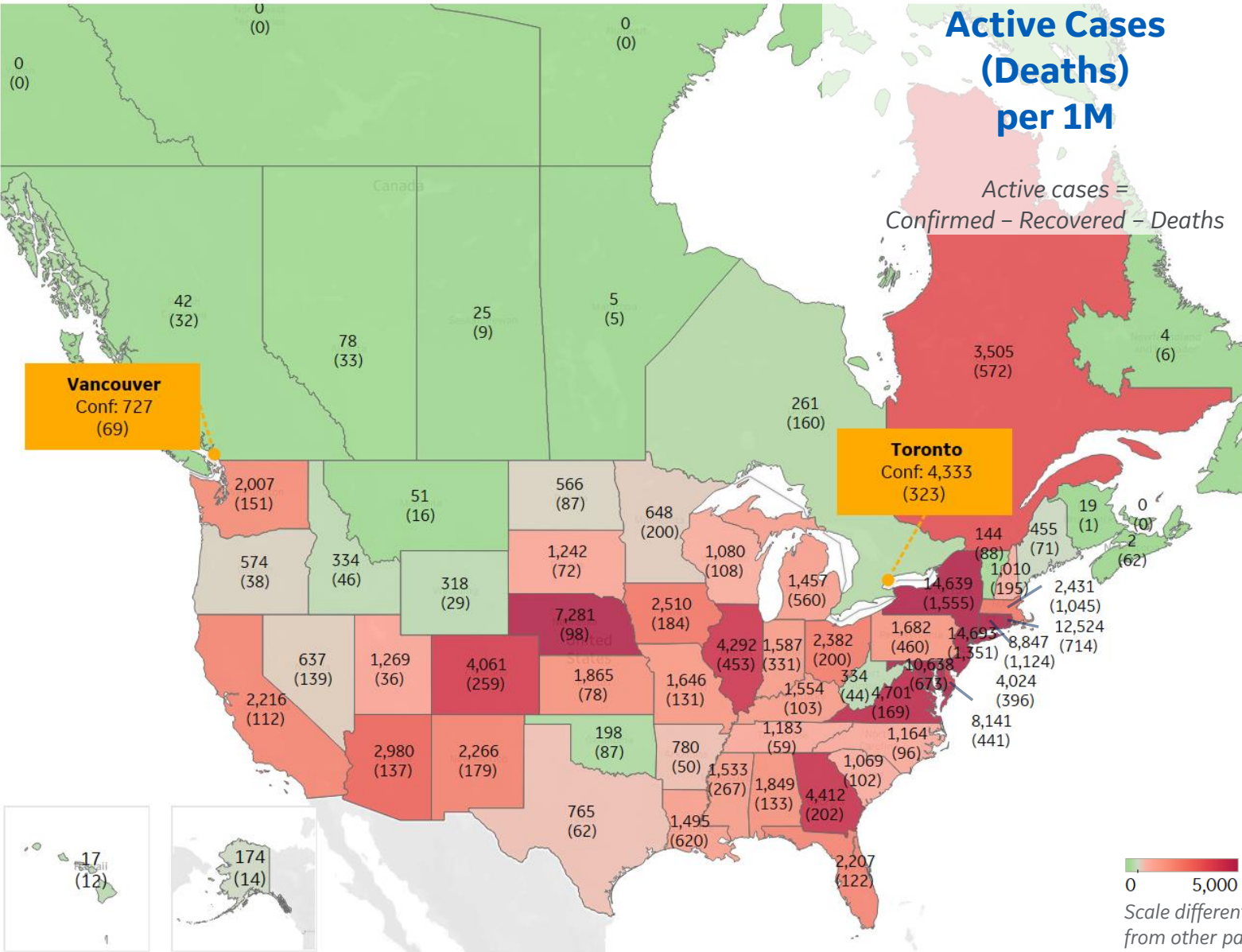


Per 1M in Region

	Today	Change
Active Cases	3,566	+1%
Confirmed	59 new	+1%
Deaths	3 new	+1%
Recovered	18 new	+1%

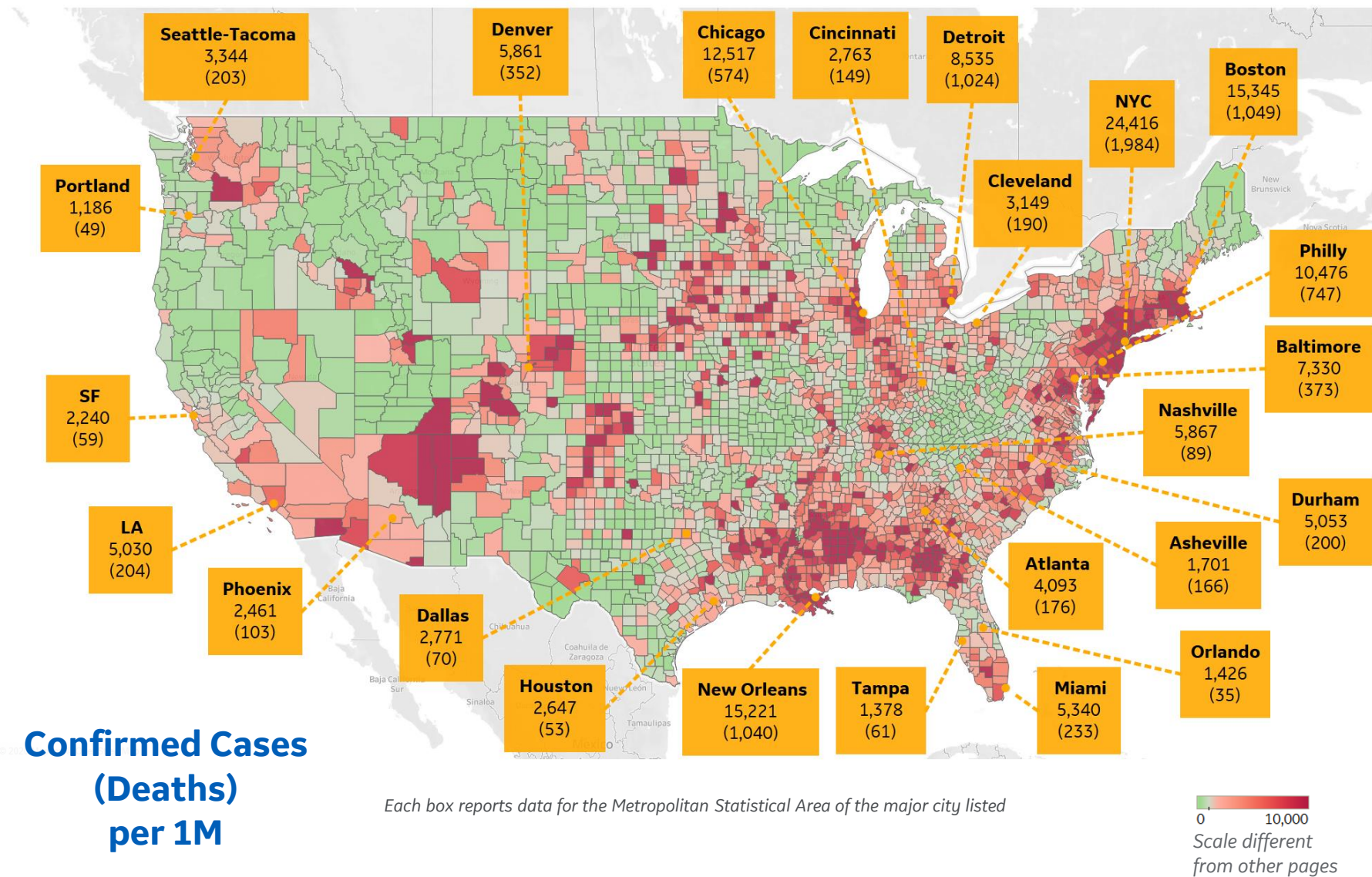
Most Active Cases per 1M

New Jersey	14,693
New York	14,639
Rhode Island	12,524
DC	10,638
Connecticut	8,847
Maryland	8,141
Nebraska	7,281
Virginia	4,701
Georgia	4,412
Illinois	4,292





US by County & Metro, Total to Date



Top 10 Northeast Counties

Total Confirmed Cases / 1M

Rockland County, NY	40,181
Westchester County, NY	34,415
Passaic County, NJ	31,836
Nassau County, NY	29,613
Hudson County, NJ	28,018
Union County, NJ	27,943
Orange County, NY	26,843
Suffolk County, NY	26,696
New York City*	24,139
Suffolk County, MA	22,260

Top 10 Other US Counties

Total Confirmed Cases / 1M

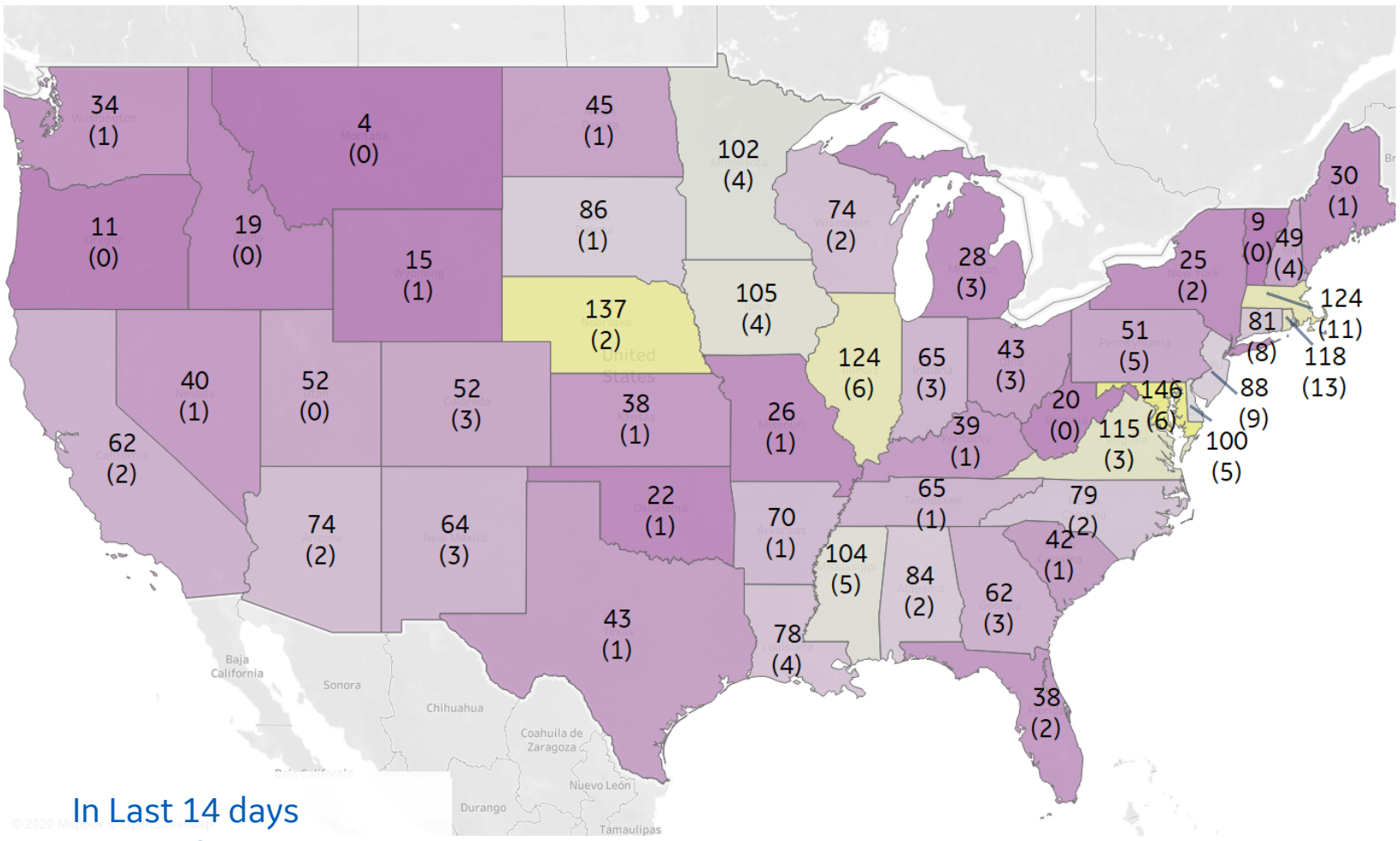
Orleans Parish, LA	18,115
Jefferson Parish, LA	17,270
Prince George's County, MD	15,999
Cook County, IL	14,681
Yakima County, WA	13,152
District of Columbia, DC	12,080
Lake County, IL	11,508
Wayne County, MI	11,507
Kane County, IL	11,386
Prince William County, VA	11,008

Note: Includes counties ≥ 250K population
* New York City counties aggregated into one reporting area



US, New in Last 14 days

Updated 5 June 2020, 3:30 GMT 20



Top 10 by New Confirmed

Avg New Confirmed Cases / 1M

Maryland	146
Nebraska	137
District of Columbia	135
Illinois	124
Massachusetts	124
Rhode Island	118
Virginia	115
Iowa	105
Mississippi	104
Minnesota	102

Top 10 by New Deaths

Avg New Deaths / 1M

Rhode Island	13
Massachusetts	11
New Jersey	9
Connecticut	8
District of Columbia	6
Illinois	6
Maryland	6
Delaware	5
Mississippi	5
Pennsylvania	5

In Last 14 days
Avg New Confirmed Cases
(Avg New Deaths)
per 1M



Scale different
from other pages



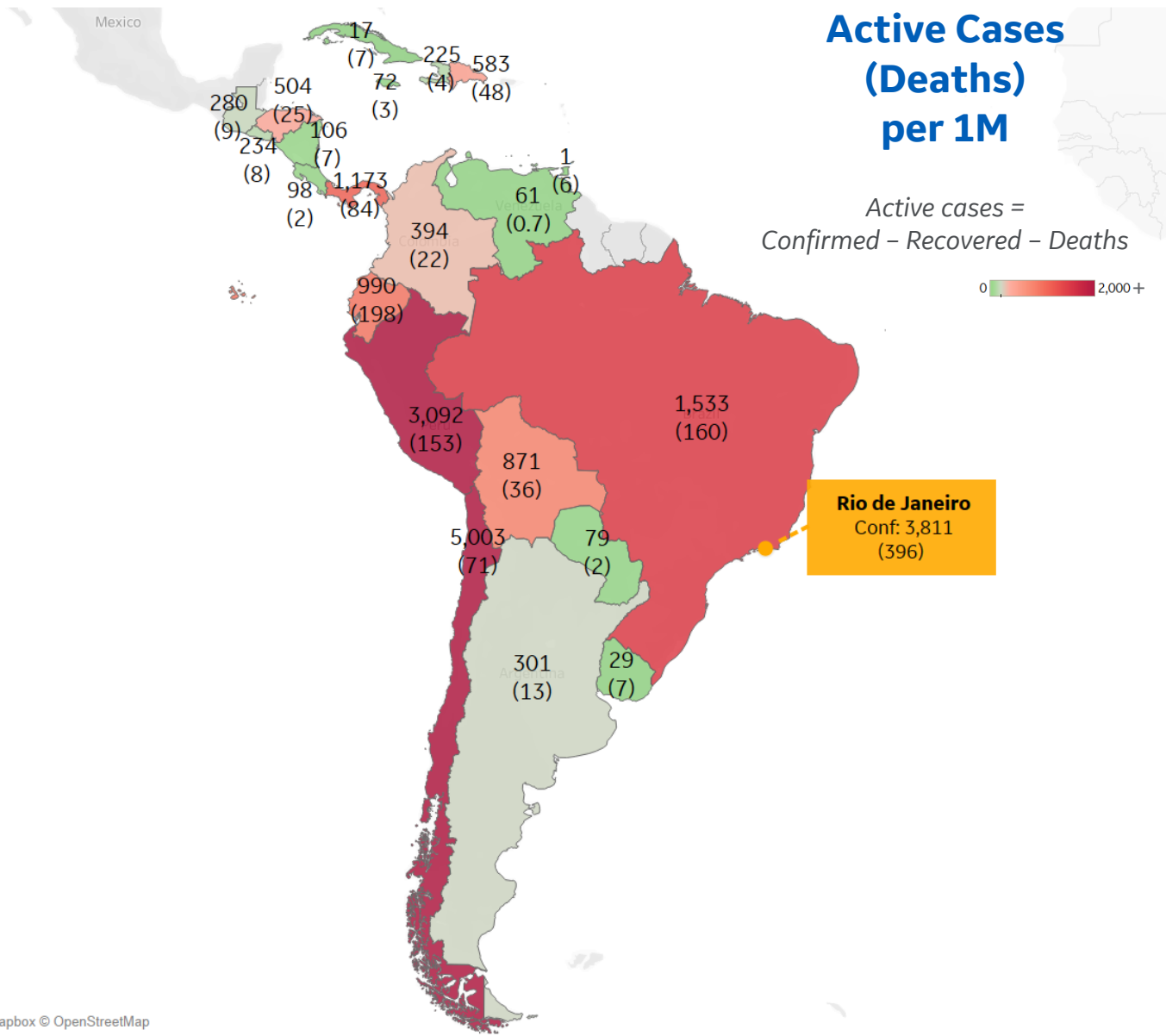
Per 1M in Region

	Today	Change
Active Cases	1,181	+4%
Confirmed	86 new	+4%
Deaths	3 new	+4%
Recovered	42 new	+5%

Most Active Cases per 1M

Chile	5,003
Peru	3,092
Brazil	1,533
Panama	1,173
Ecuador	990
Bolivia	871
Dom. Rep.	583
Honduras	504
Colombia	394
Argentina	301

* Excludes regions with population < 1M





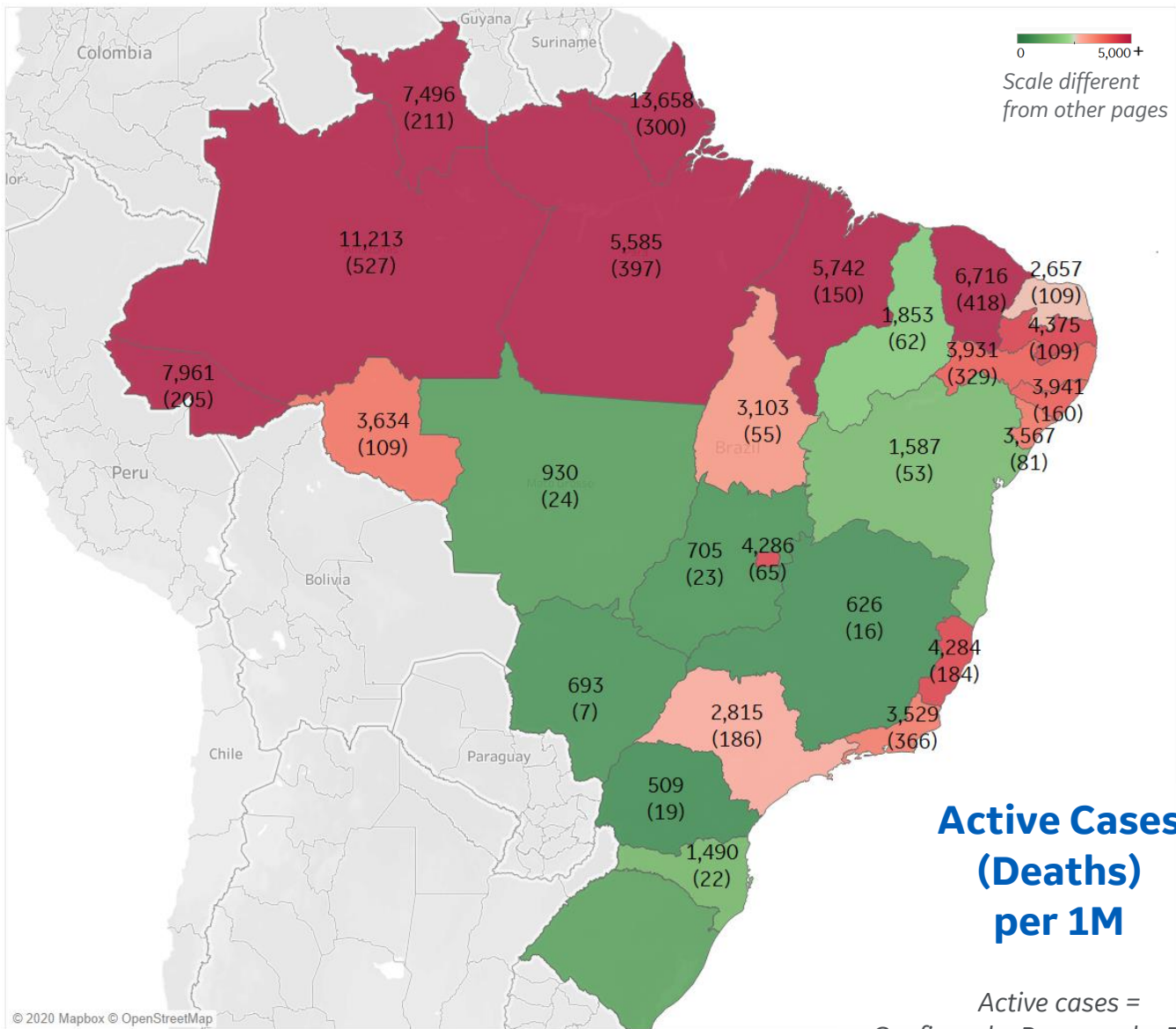
Per 1M in Region

	Today	Change
Active Cases	1,533	+4%
Confirmed	145 new	+5%
Deaths	7 new	+5%
Recovered	76 new	+7%

Most Active Cases per 1M

Amazonas	11,213
Ceará	6,548
Maranhão	5,742
Pará	5,585
Paraíba	4,375
Distrito Federal	4,286
Espírito Santo	4,204
Pernambuco	3,925
Alagoas	3,924
Rondônia	3,634

* Excludes regions with population < 1M





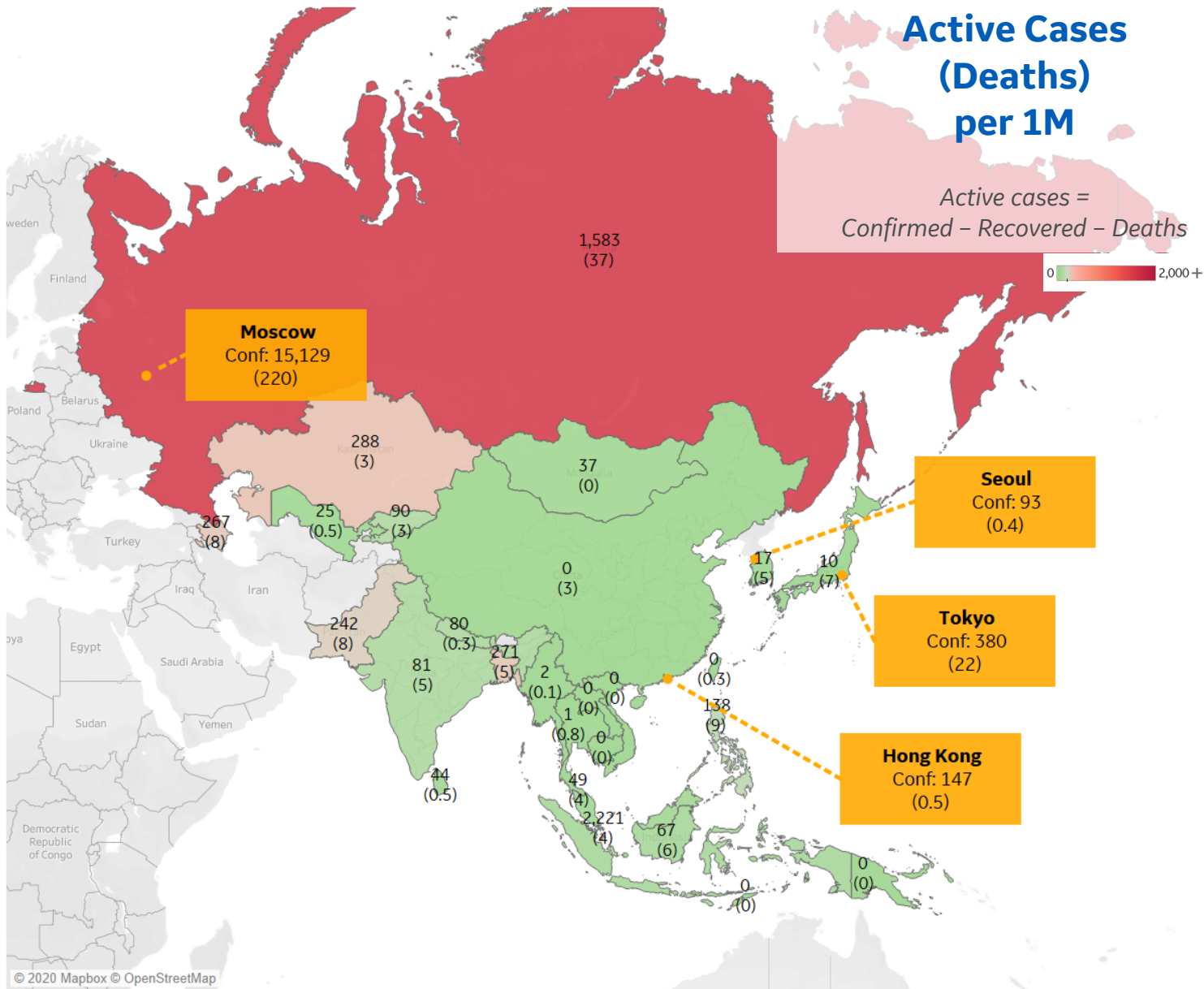
Per 1M in Region

	Today	Change
Active Cases	116	+2%
Confirmed	7 new	+3%
Deaths	0.1 new	+3%
Recovered	3 new	+3%

Most Active Cases per 1M

Singapore	2,221
Russia	1,583
Kazakhstan	288
Bangladesh	271
Azerbaijan	267
Pakistan	242
Philippines	138
Kyrgyzstan	90
India	81
Nepal	80

* Excludes regions with population < 1M





Per 1M in Region

	Today	Change
Active Cases	15	-6%
Confirmed	0 new	+0%
Deaths	0 new	+0%
Recovered	1 new	+0.4%

Most Active Cases per 1M

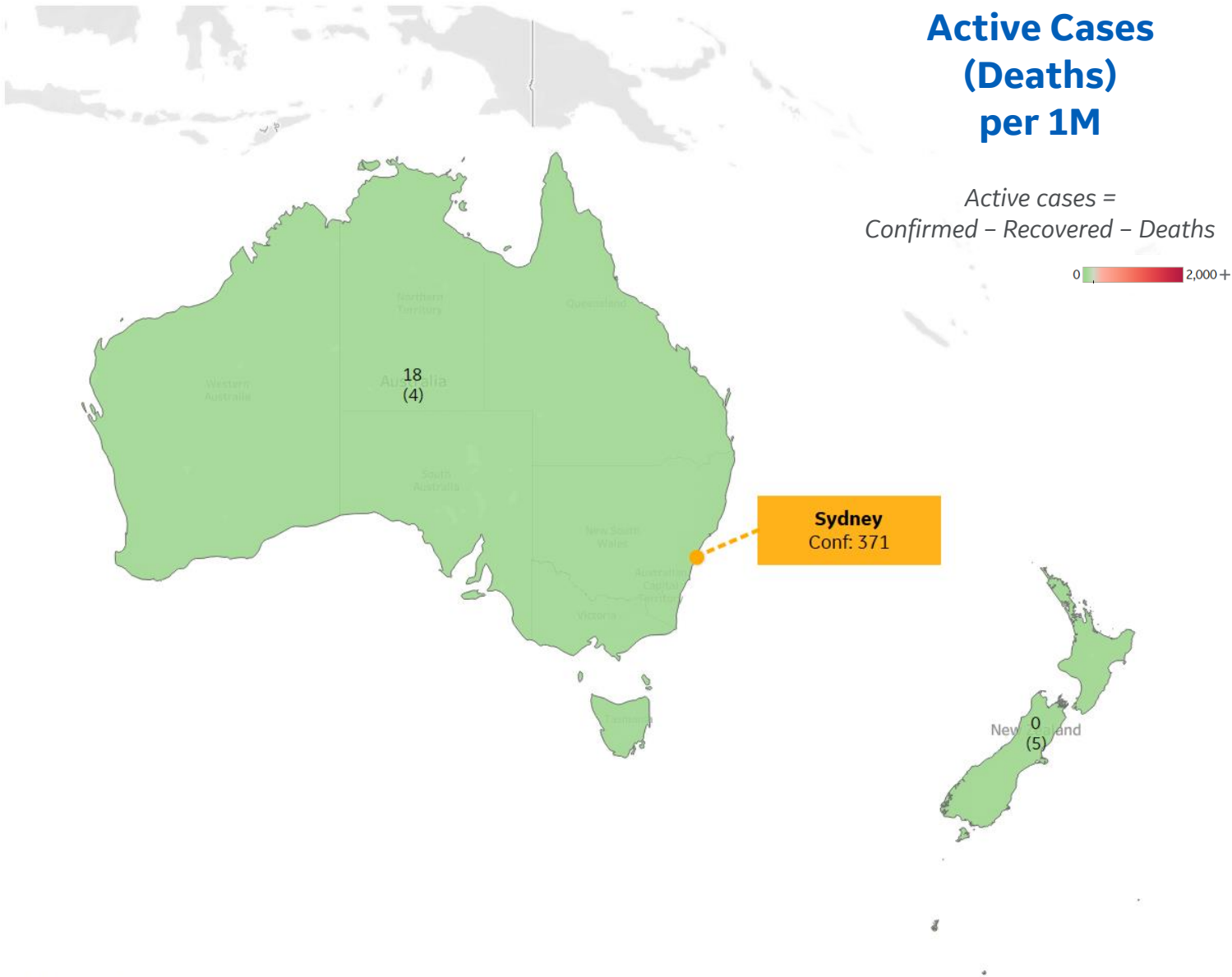
Australia	18
New Zealand	0

* Excludes regions with population < 1M

Active Cases (Deaths) per 1M

Active cases =
Confirmed - Recovered - Deaths

0 2,000 +





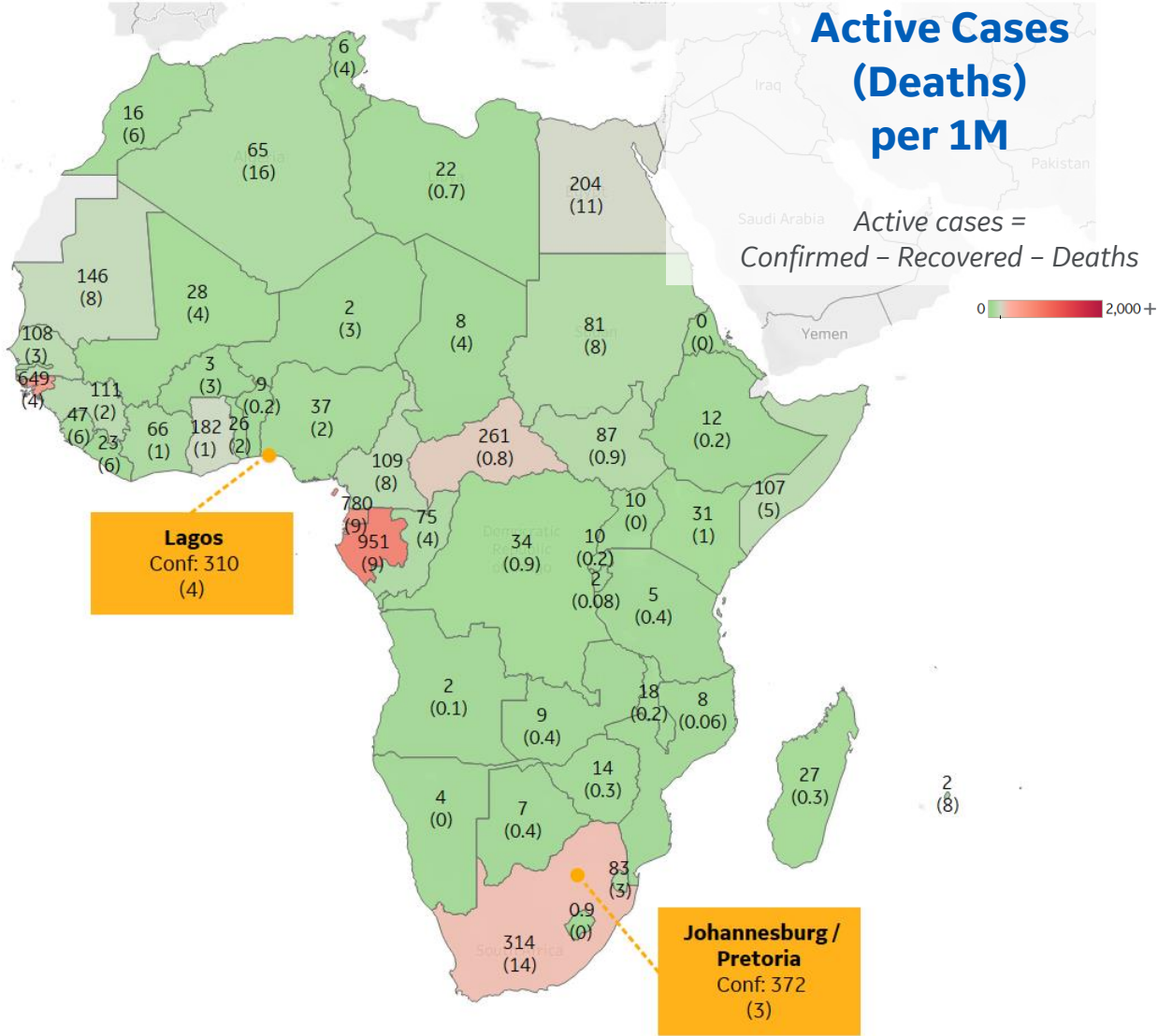
Per 1M in Region

	Today	Change
Active Cases	68	+4%
Confirmed	5 new	+4%
Deaths	0.1 new	+3%
Recovered	2 new	+4%

Most Active Cases per 1M

Gabon	951
Eq. Guinea	780
Guinea-Bissau	649
South Africa	314
Central African R..	261
Egypt	204
Ghana	182
Mauritania	146
Guinea	111
Cameroon	109

* Excludes regions with population < 1M





Sources



*** Per 1M = Per 1 Million Population unless otherwise noted*

Johns Hopkins Coronavirus Resource Center:

<https://coronavirus.jhu.edu/map.html>

Worldometer Coronavirus Reporting:

<https://www.worldometers.info/coronavirus/>

Public Health England:

<https://www.gov.uk/government/publications/covid-19-track-coronavirus-cases>

US Department of Homeland Security, Homeland Infrastructure Foundation-Level Data:

<https://hifld-geoplatform.opendata.arcgis.com/datasets/hospitals>

City of New York, NYC Health:

<https://www1.nyc.gov/site/doh/covid/covid-19-data.page>

Chicago Coronavirus Latest Data:

<https://www.chicago.gov/city/en/sites/covid-19/home/latest-data.html>

National Health Commission of the PRC:

<http://www.nhc.gov.cn/xcs/yqtb/202003/bf66696029ba420098164607240074f8.shtml>

Korean Centers for Disease Control and Prevention:

http://www.cdc.go.kr/cdc_eng/

CDC, Severe Outcomes Among Patients with Coronavirus Disease 2019 (COVID-19):

<https://www.cdc.gov/mmwr/volumes/69/wr/mm6912e2.htm>

COVID-19 Information for Switzerland:

<https://www.corona-data.ch/>

Antibody Testing Sources:

Public Health Authority of Sweden:

<https://www.folkhalsomyndigheten.se/nyheter-och-press/nyhetsarkiv/2020/maj/forsta-resultaten-fran-pagaende-undersokning-av-antikroppar-for-covid-19-virus/>

NY State, Department of Health:

<https://coronavirus.health.ny.gov/covid-19-testing>

EL Pais, Antibody Testing Spain:

<https://english.elpais.com/society/2020-05-14/antibody-study-shows-just-5-of-spaniards-have-contracted-the-coronavirus.html>

UK Antibody Testing:

<https://news.sky.com/story/coronavirus-study-says-one-in-six-have-had-covid-19-in-london-one-in-20-across-uk-11992393>

Virginia:

<https://www.vdh.virginia.gov/coronavirus/>

Germany Antibody Testing:

<https://www.thelocal.de/20200425/germany-ramps-up-antibody-tests-to-determine-coronavirus-immunity>

LA County Antibody Testing:

<https://news.usc.edu/168987/antibody-testing-results-covid-19-infections-los-angeles-county/>

CIA World Factbook:

<https://www.cia.gov/library/publications/resources/the-world-factbook/>

Italian Ministry of Health:

<http://www.salute.gov.it/portale/nuovocoronavirus/dettaglioContenutiNuovoCoronavirus.jsp?lingua=italiano&id=5351&area=nuovoCoronavirus&menu=vuoto>

New South Wales Government:

<https://www.health.nsw.gov.au/Infectious/diseases/Pages/covid-19-latest.aspx>

Provincial Health Services Authority of Canada. BC Center for Disease Control:

<http://www.bccdc.ca/about/news-stories/stories/2020/information-on-novel-coronavirus>

Coronavirus Cases in Japan by Prefecture, Nippon Communications Foundation:

<https://www.nippon.com/en/japan-data/h00657/coronavirus-cases-in-japan-by-prefecture.html>

Secretary of Health, Mexico:

<https://www.gob.mx/salud/en>

OECD Economic Outlooks, Statistics:

https://www.oecd-ilibrary.org/economics/data/oecd-economic-outlook-statistics-and-projections_eo-data-en

Public Health Authority of Sweden:

<https://www.folkhalsomyndigheten.se/smittskydd-beredskap/utbrott/aktuella-utbrott/covid-19/bekraftade-fall-i-sverige>

National Public Health Agency of France:

<https://www.santepubliquefrance.fr/regions/ile-de-france/documents/bulletin-regional/2020/covid-19-point-epidemiologique-en-ile-de-france-du-23-avril-2020>

Italian Department of Civil Protection, COVID Monitoring:

<http://opendatadpc.maps.arcgis.com/apps/opsdashboard/index.html#/b0c68bce2cce478eaac82fe38d4138b1>

The COVID Tracking Project:

<https://covidtracking.com/data/>

UK Office for National Statistics

<https://www.ons.gov.uk/peoplepopulationandcommunity/birthsdeathsandmarriages/deaths/bulletins/deathsregisteredweeklyinenglandandwales/provisional/weekending24april2020>

WHO Europe, Surveillance Report:

<http://www.euro.who.int/en/health-topics/health-emergencies/coronavirus-covid-19/weekly-surveillance-report>

WHO Europe, Principles for Transition:

<http://www.euro.who.int/en/media-centre/sections/statements/2020/statement-transition-to-a-new-normal-during-the-covid-19-pandemic-must-be-guided-by-public-health-principles>