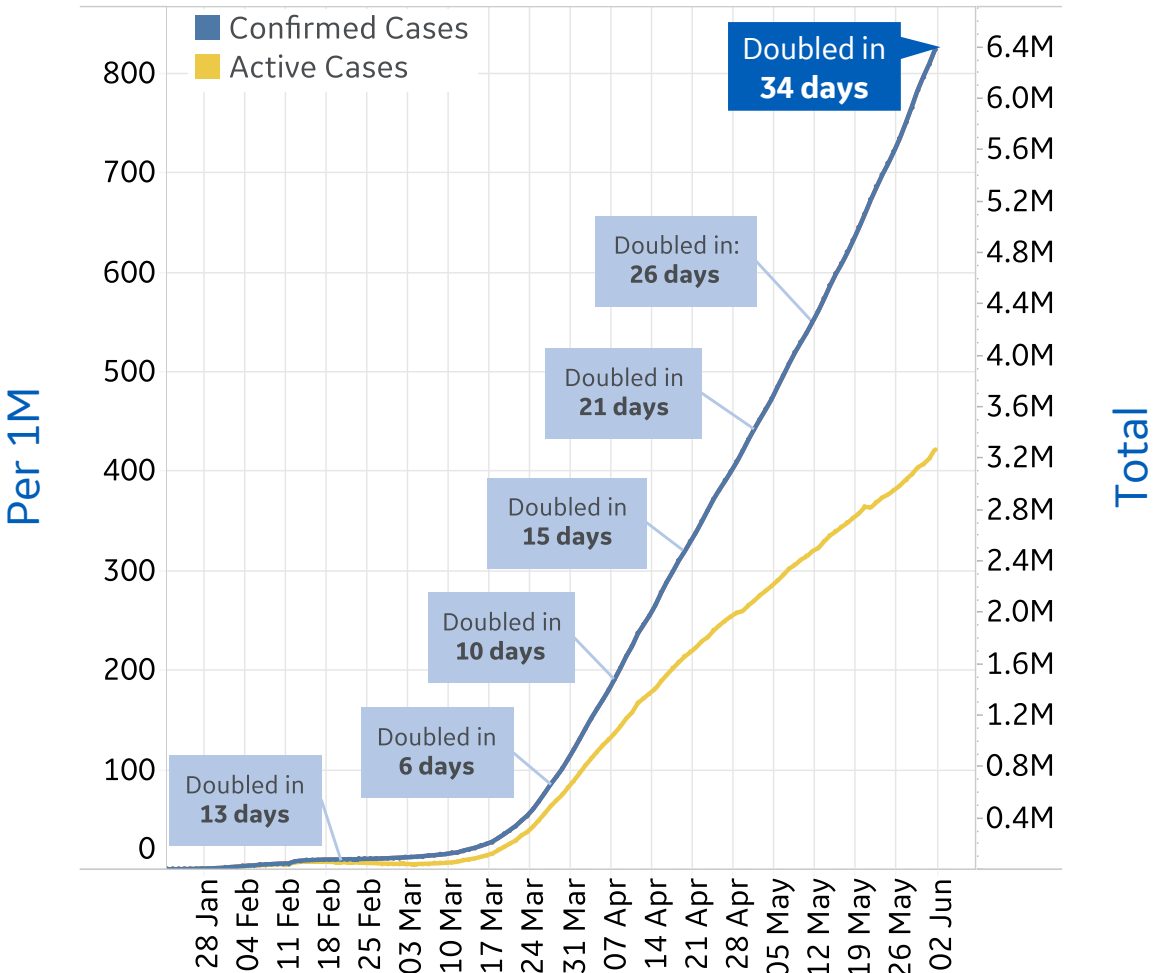




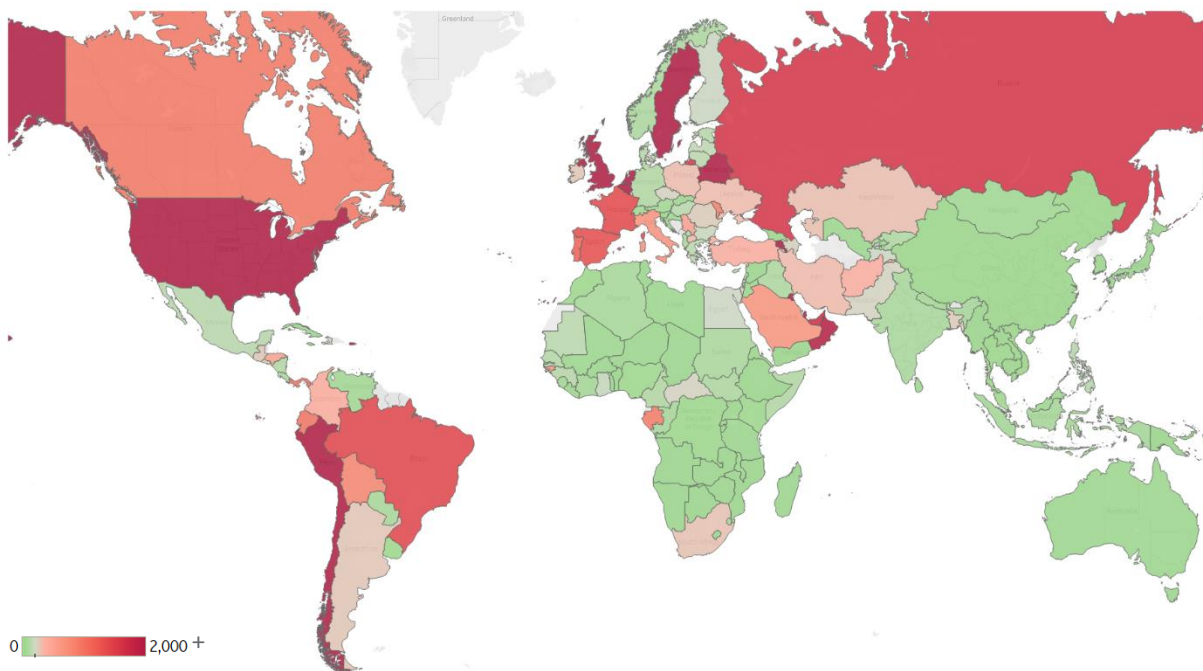
Global Confirmed & Active Cases

Trend since 22 Jan



Today per 1M

Active cases = Confirmed - Recovered - Deaths



Per 1M:	Today		Change
Active Today	422		+2%
Active	10	new	+2%
Confirmed	15	new	+2%
Deaths	1	new	+1%
Recovered	4	new	+1%

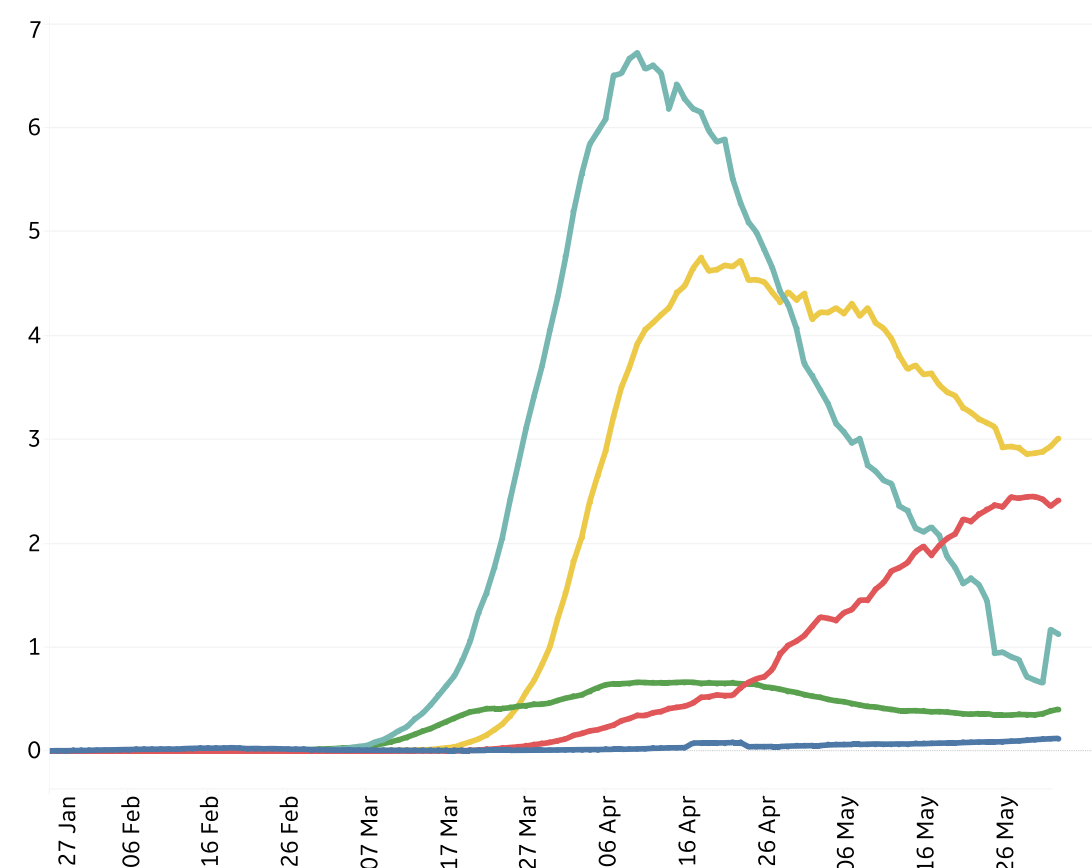


New Confirmed Cases / 1M

7-day rolling average



7-day rolling average





Top 50 Countries: Per 1M

1 - 25

	Active Today	Today			Total since 22 Jan		
		Confirmed	Deaths	Recovered	Total Confirmed	Total Deaths	Total Recovered
Qatar	8,393	634	1	902	20,916	15	12,508
Chile	4,508	185	4	-1,235	5,686	62	1,116
US	3,812	63	3	17	5,534	321	1,401
UK	3,516	24	5	0	4,116	581	18
Sweden	3,379	77	6	-492	3,821	442	0
Kuwait	3,312	208	1	324	6,708	53	3,344
Peru	2,916	0	0	22	5,157	141	2,100
Bahrain	2,871	259	0	198	7,235	11	4,353
Belgium	2,863	8	2	1	5,058	820	1,375
Belarus	2,626	90	0	44	4,683	26	2,031
Netherlands	2,374	6	0	1	2,734	349	11
Armenia	2,168	174	6	9	3,378	53	1,157
Singapore	2,160	93	0	121	6,125	4	3,961
Oman	1,944	113	2	26	2,506	12	551
UAE	1,698	60	0	39	3,618	27	1,893
Russia	1,587	61	1	76	2,900	34	1,279
Brazil	1,414	136	6	59	2,613	147	1,052
France	1,388	-14	2	6	2,887	443	1,056
Spain	1,335	6	0	0	5,132	580	3,216
Portugal	1,137	19	1	32	3,226	141	1,949
Panama	980	60	2	0	3,267	82	2,205
Ecuador	961	75	5	25	2,291	195	1,135
Canada	947	18	2	17	2,489	198	1,344
Gabon	900	66	1	26	1,259	9	350
Moldova	868	47	0	29	2,119	76	1,175

26 - 50

	Active Today	Today			Total since 22 Jan		
		Confirmed	Deaths	Recovered	Total Confirmed	Total Deaths	Total Recovered
Bolivia	798	39	3	14	942	32	111
EU	783	4	1	-2	2,609	285	1,541
Eq. Guinea	780	0	0	0	931	9	143
Italy	660	5	1	29	3,862	555	2,648
Saudi Arabia	651	54	1	43	2,557	16	1,890
Guinea-Bissau	649	0	0	0	680	4	27
Dom. Rep.	568	17	1	17	1,636	47	1,021
Serbia	509	3	0	4	1,311	28	774
Honduras	478	17	1	2	558	23	57
Colombia	391	24	1	25	601	20	190
Afghanistan	380	19	0	0	424	7	37
Turkey	368	9	0	11	1,963	54	1,540
Iran	316	37	1	24	1,876	95	1,465
North Macedo..	314	36	0	13	1,148	68	766
Ukraine	313	8	0	9	569	17	239
Poland	306	6	0	7	645	29	310
Kazakhstan	297	14	0	18	616	2	316
South Africa	282	25	1	17	604	13	309
Ireland	267	1	2	0	5,076	336	4,473
Argentina	266	20	0	4	405	13	126
Guatemala	259	14	0	2	312	7	46
Bangladesh	247	18	0	4	318	4	68
Romania	244	6	1	5	1,015	67	703
Israel	237	13	1	7	1,997	34	1,726
Total World	422	15	1	4	823	49	352

*Chile and Sweden reported less recoveries today than previous days
*France reported less confirmed cases today than previous days

Confirmed cases in **Sweden** increased 12% since 26 May

Top 50 countries selected by Active Cases / 1M
Excluded countries with population < 1M



Top 50 Countries: Raw Volume



1 - 25

	Active Cases	Today			Total since 22 Jan		
		Confirmed	Deaths	Recovered	Total Confirmed	Total Deaths	Total Recovered
US	1,261,773	20,801	1,031	5,637	1,831,821	106,180	463,868
EU	348,480	1,731	328	-914	1,161,503	126,882	686,141
Brazil	300,546	28,936	1,262	12,558	555,383	31,199	223,638
UK	238,716	1,656	325	3	279,392	39,452	1,224
Russia	231,553	8,858	182	11,088	423,186	5,031	186,602
Peru	96,148	0	0	750	170,039	4,634	69,257
France	90,577	-898	107	372	188,450	28,943	68,930
Chile	86,173	3,528	75	-23,621	108,686	1,188	21,325
Spain	62,429	294	0	0	239,932	27,127	150,376
Netherlands	40,686	103	5	1	46,852	5,986	180
Italy	39,893	318	55	1,737	233,515	33,530	160,092
Bangladesh	40,616	2,911	37	523	52,445	709	11,120
Canada	35,758	671	72	634	93,959	7,476	50,725
Belgium	33,176	98	19	15	58,615	9,505	15,934
Sweden	34,121	775	65	-4,971	38,589	4,468	0
Turkey	31,049	786	22	974	165,555	4,585	129,921
Iran	26,543	3,117	64	2,073	157,562	7,942	123,077
Belarus	24,817	852	3	419	44,255	243	19,195
Qatar	24,180	1,826	3	2,599	60,259	43	36,036
Saudi Arabia	22,672	1,869	24	1,484	89,011	549	65,790
Colombia	19,890	1,209	51	1,305	30,593	1,014	9,689
UAE	16,793	596	3	388	35,788	269	18,726
Ecuador	16,957	1,316	80	427	40,414	3,438	20,019
South Africa	16,744	1,455	50	1,022	35,812	755	18,313
Afghanistan	14,789	759	5	22	16,509	270	1,450

26 - 50

	Active Cases	Today			Total since 22 Jan		
		Confirmed	Deaths	Recovered	Total Confirmed	Total Deaths	Total Recovered
Kuwait	14,142	887	6	1,382	28,649	226	14,281
Ukraine	13,701	333	9	408	24,895	733	10,461
Singapore	12,637	544	0	709	35,836	24	23,175
Argentina	12,041	904	13	188	18,319	569	5,709
Portugal	11,590	195	12	317	32,895	1,436	19,869
Poland	11,577	230	18	277	24,395	1,092	11,726
Oman	9,928	576	9	130	12,799	59	2,812
Bolivia	9,317	460	33	161	10,991	376	1,298
Armenia	6,424	517	19	25	10,009	158	3,427
Dom. Rep.	6,162	180	13	182	17,752	515	11,075
Kazakhstan	5,586	263	3	354	11,571	44	5,941
Bahrain	4,885	440	0	337	12,311	19	7,407
Honduras	4,739	165	8	14	5,527	225	563
Romania	4,703	119	12	100	19,517	1,288	13,526
Guatemala	4,639	250	7	29	5,586	123	824
Serbia	4,443	24	1	40	11,454	245	6,766
Panama	4,229	258	8	0	14,095	352	9,514
Moldova	3,503	188	2	116	8,548	307	4,738
Israel	2,055	116	5	62	17,285	290	14,940
Gabon	2,004	148	3	57	2,803	20	779
Ireland	1,319	4	8	0	25,066	1,658	22,089
Guinea-Bissau	1,278	0	0	0	1,339	8	53
Eq. Guinea	1,094	0	0	0	1,306	12	200
North Macedo..	655	76	1	26	2,391	141	1,595
Total World	3,268,461	112,385	4,706	33,518	6,378,237	380,249	2,729,527

*Chile and Sweden reported less recoveries today than previous days
*France reported less confirmed cases today than previous days

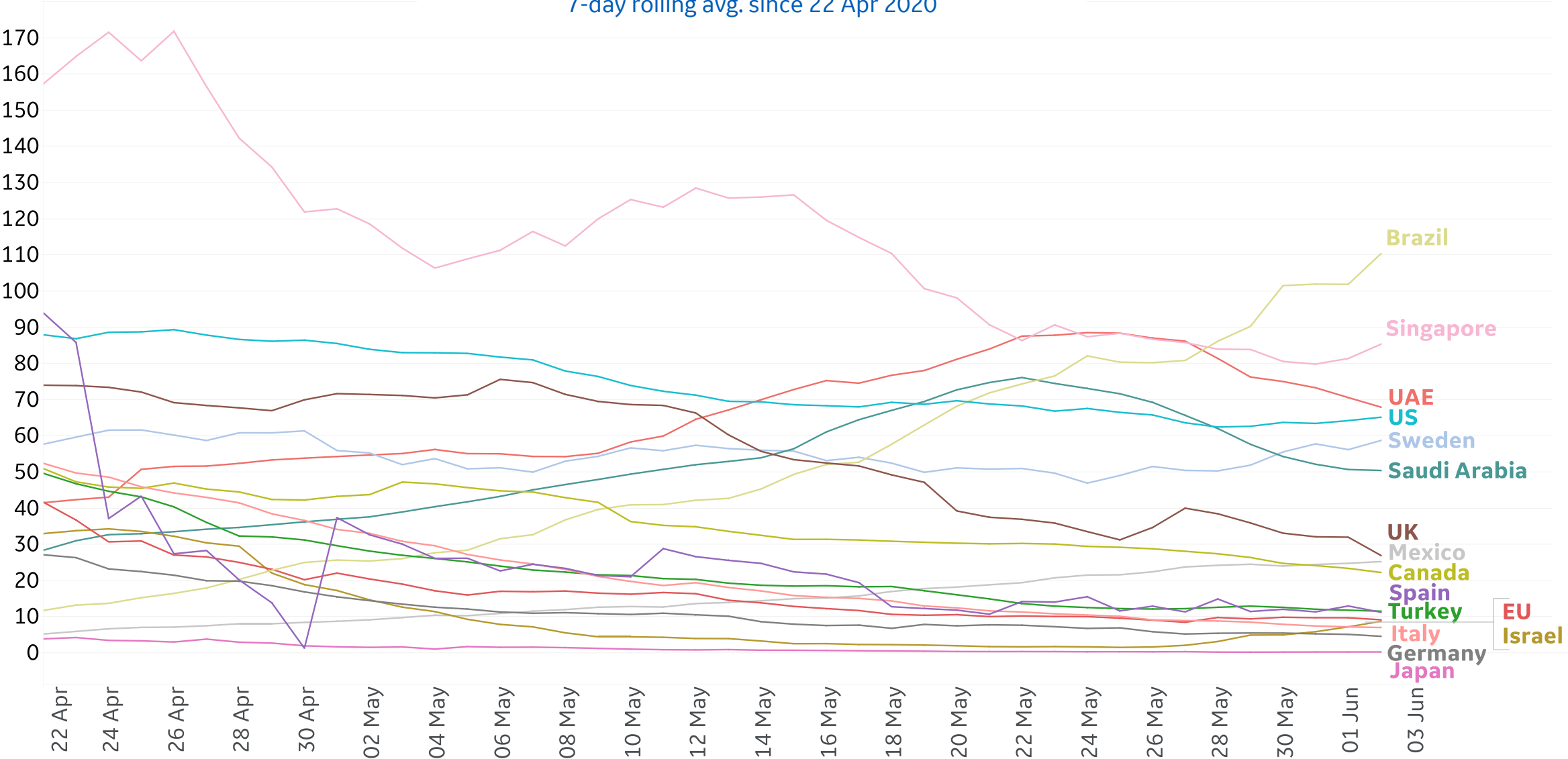
Reported deaths in **Mexico** increased 31% in the last 7 days

Top 50 countries selected by Active Cases / 1M
Excluded countries with population < 1M



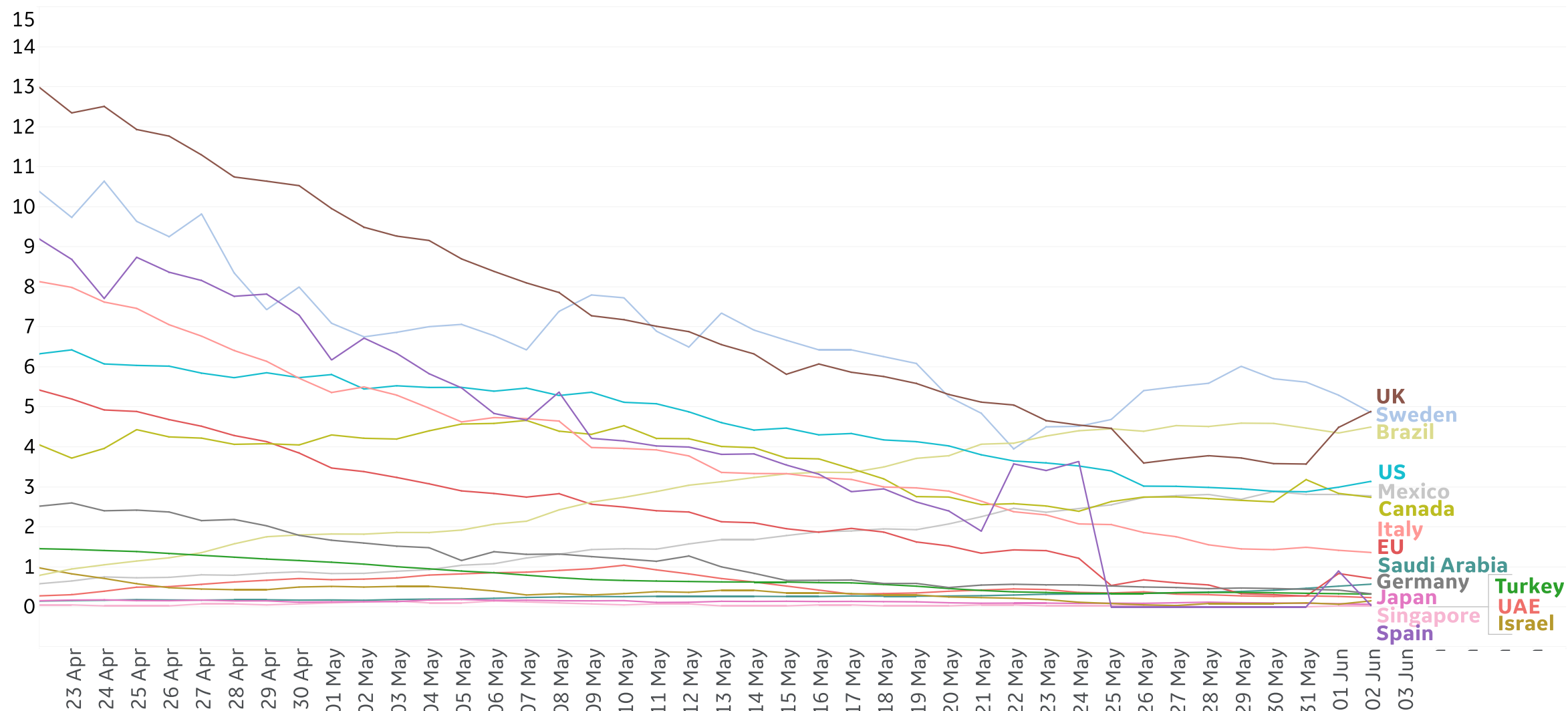
New Confirmed Cases in Select Countries

Daily New Confirmed Cases / 1M
7-day rolling avg. since 22 Apr 2020





7-day rolling avg. since 22 Apr 2020

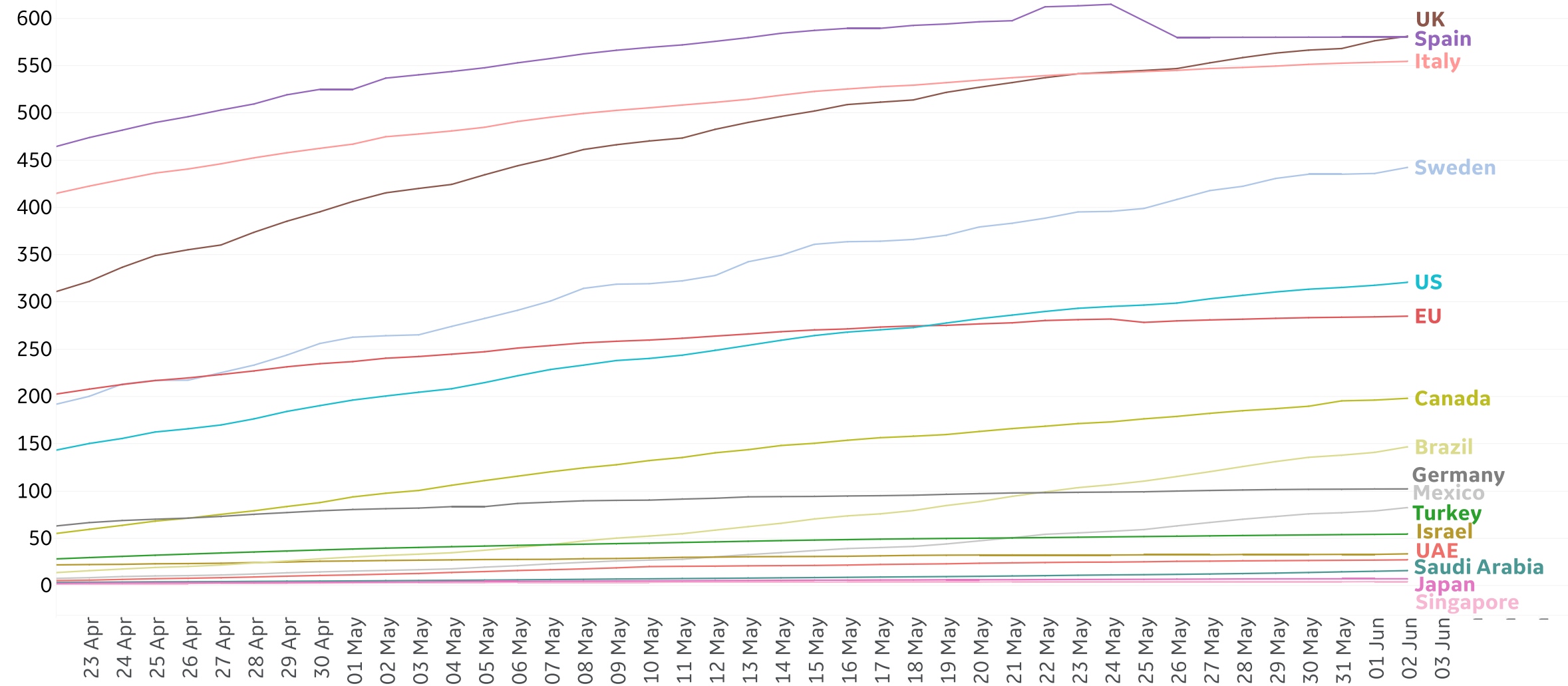




Cumulative Deaths in Select Countries

Updated 3 June 2020, 3:30 GMT

Cumulative Deaths / 1M
Since 22 Apr 2020

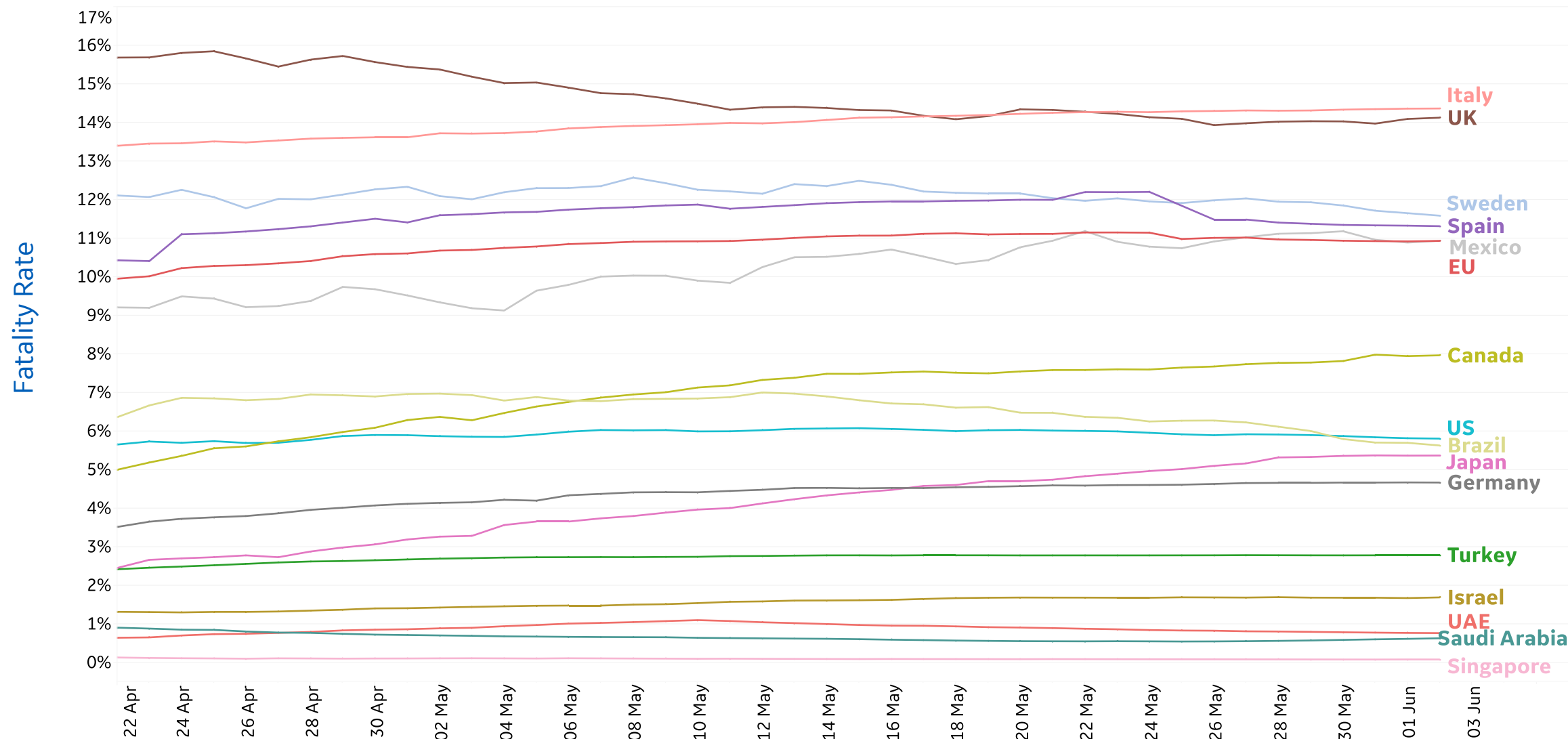




Fatality Rate in Select Countries

Deaths / Confirmed Cases

Since 22 Apr 2020



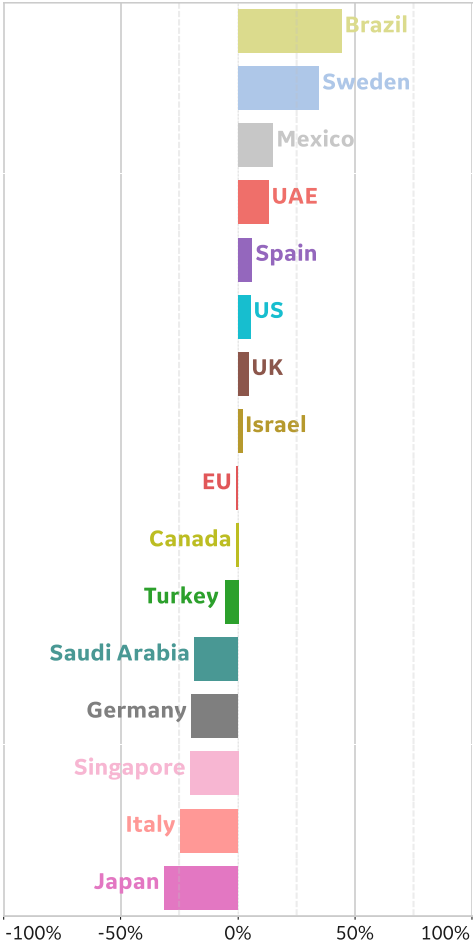


% Change in Case Volume in Select Countries

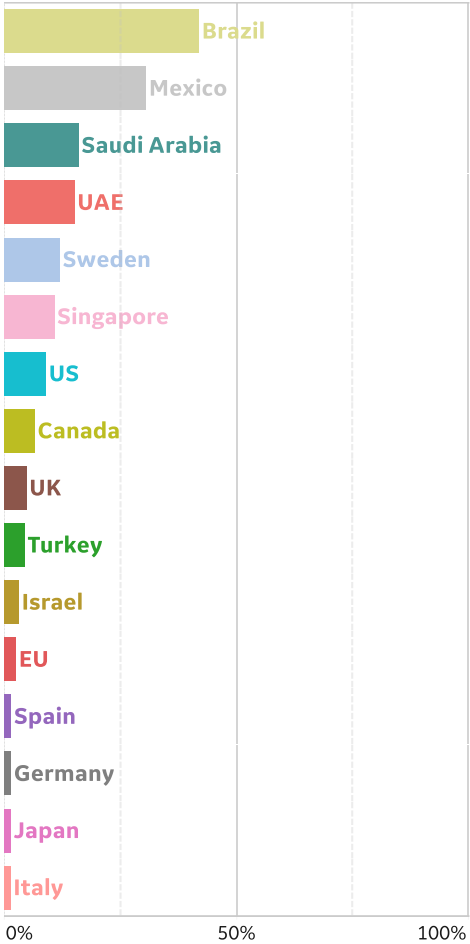
Updated 3 June 2020, 3:30 GMT

Over Previous 7 days

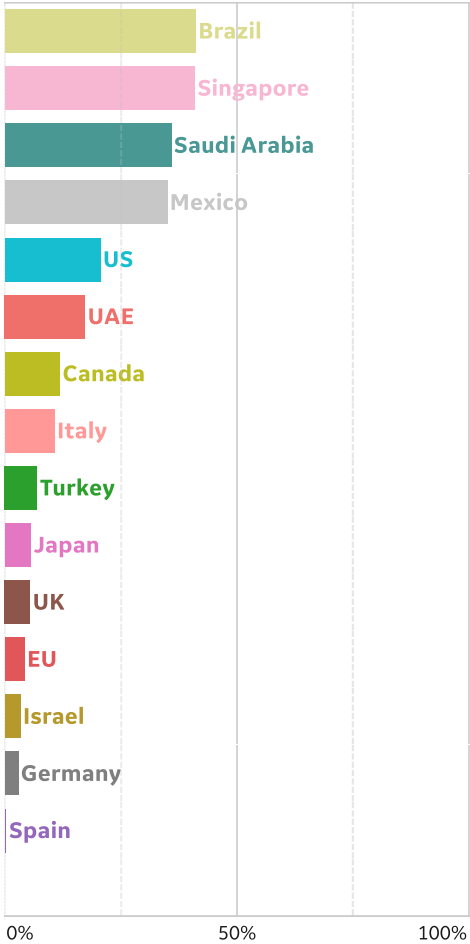
Active Cases




Confirmed Cases



Reported Recoveries



Reported Deaths

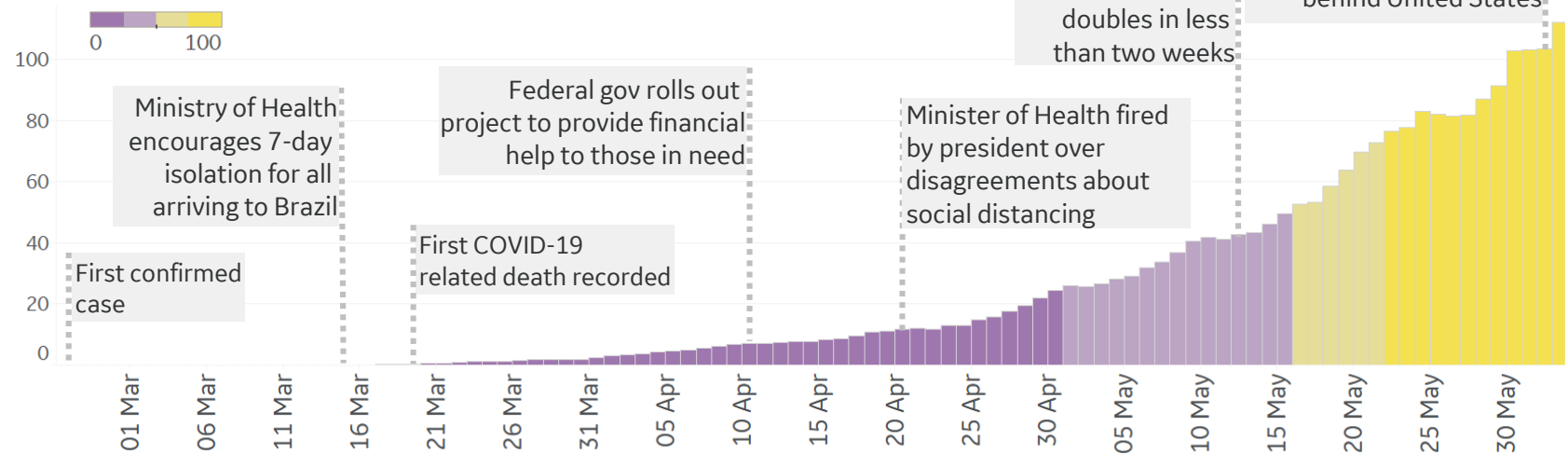




Feature: Brazil

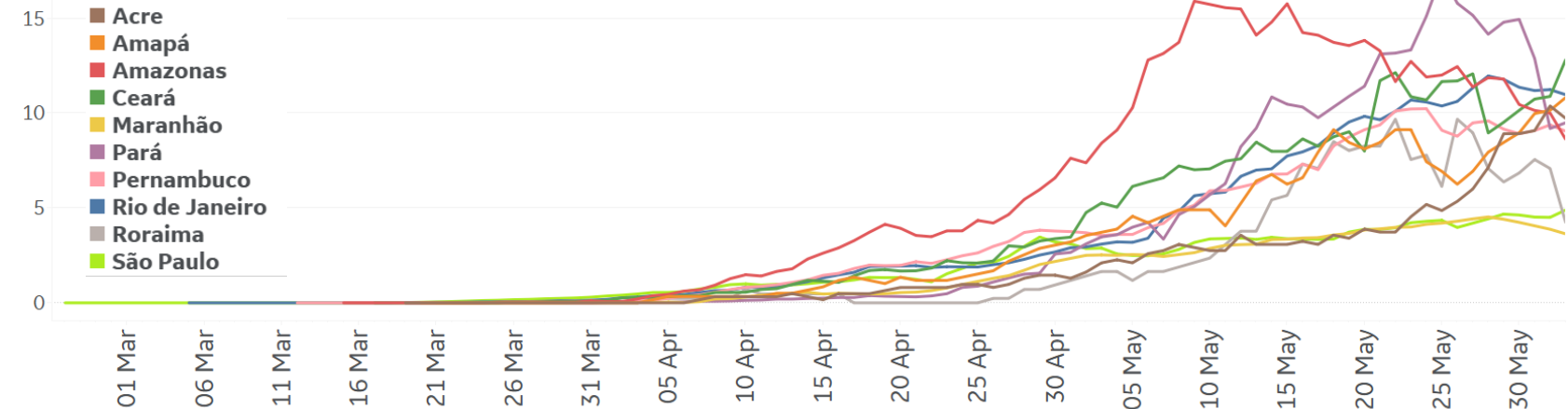
New Confirmed Cases / 1M

7-day rolling avg



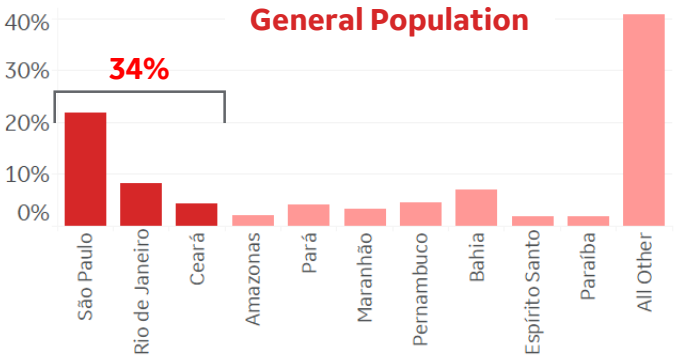

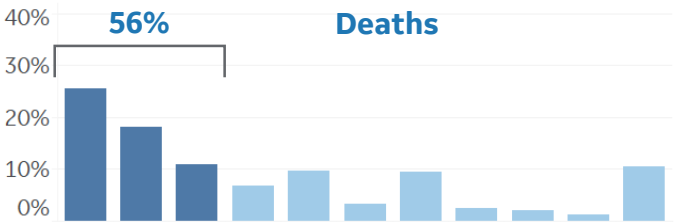
Daily New Deaths / 1M

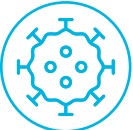
7-day rolling avg



State Profiles

While only 34% of Brazil's population lives in Sao Paulo, Rio de Janeiro or Ceará, this group makes up **45% of confirmed cases** and **over half of reported deaths**





Per 1M in Region

	Today	Change
Active Cases	844	+0.8%
Confirmed	18 new	+1%
Deaths	1 new	+0.5%
Recovered	10 new	+1%

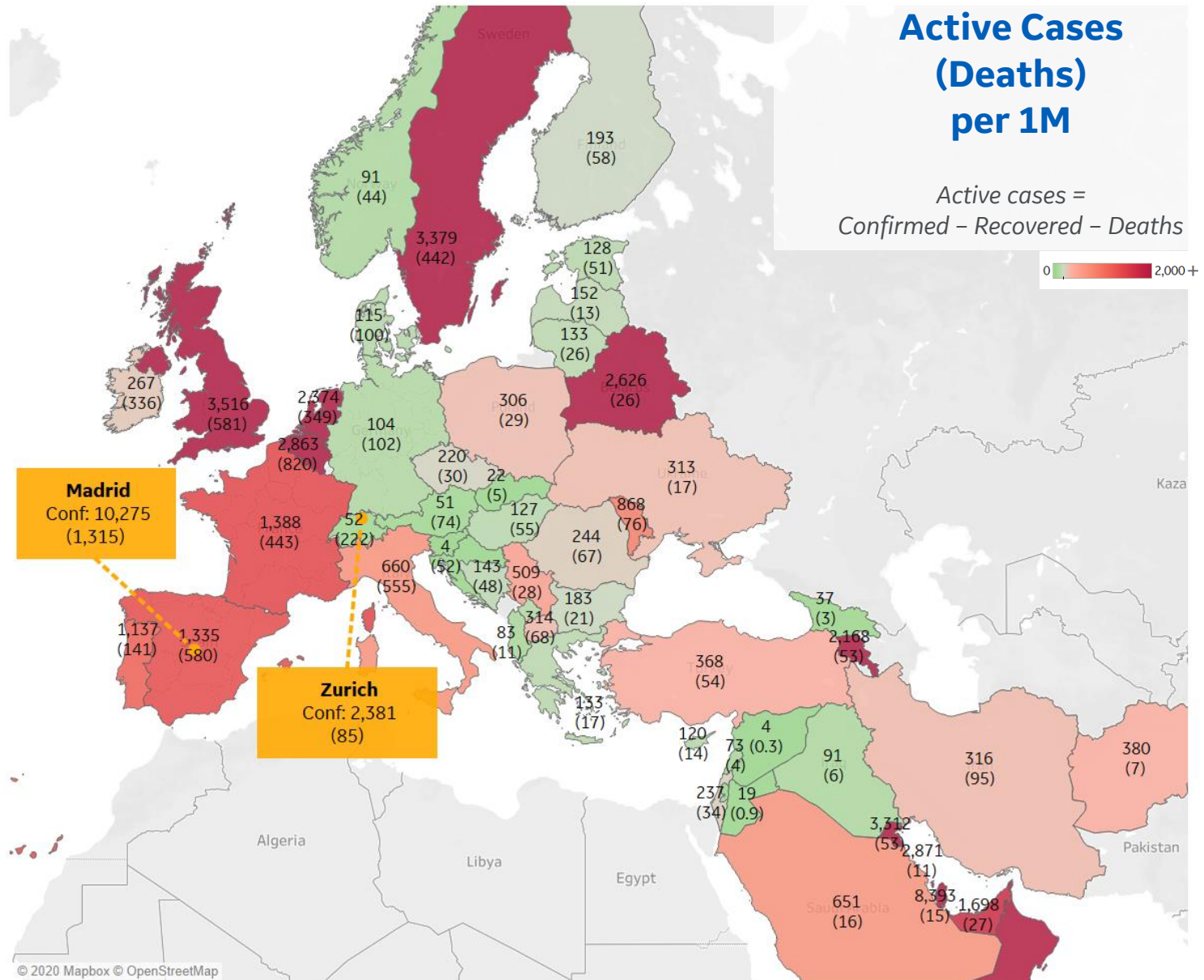
Most Active Cases per 1M

Qatar	8,393
UK	3,516
Sweden	3,379
Kuwait	3,312
Bahrain	2,871
Belgium	2,863
Belarus	2,626
Netherlands	2,374
Armenia	2,168
Oman	1,944

* Excludes regions with population < 1M

Active Cases (Deaths) per 1M

Active cases =
Confirmed - Recovered - Deaths





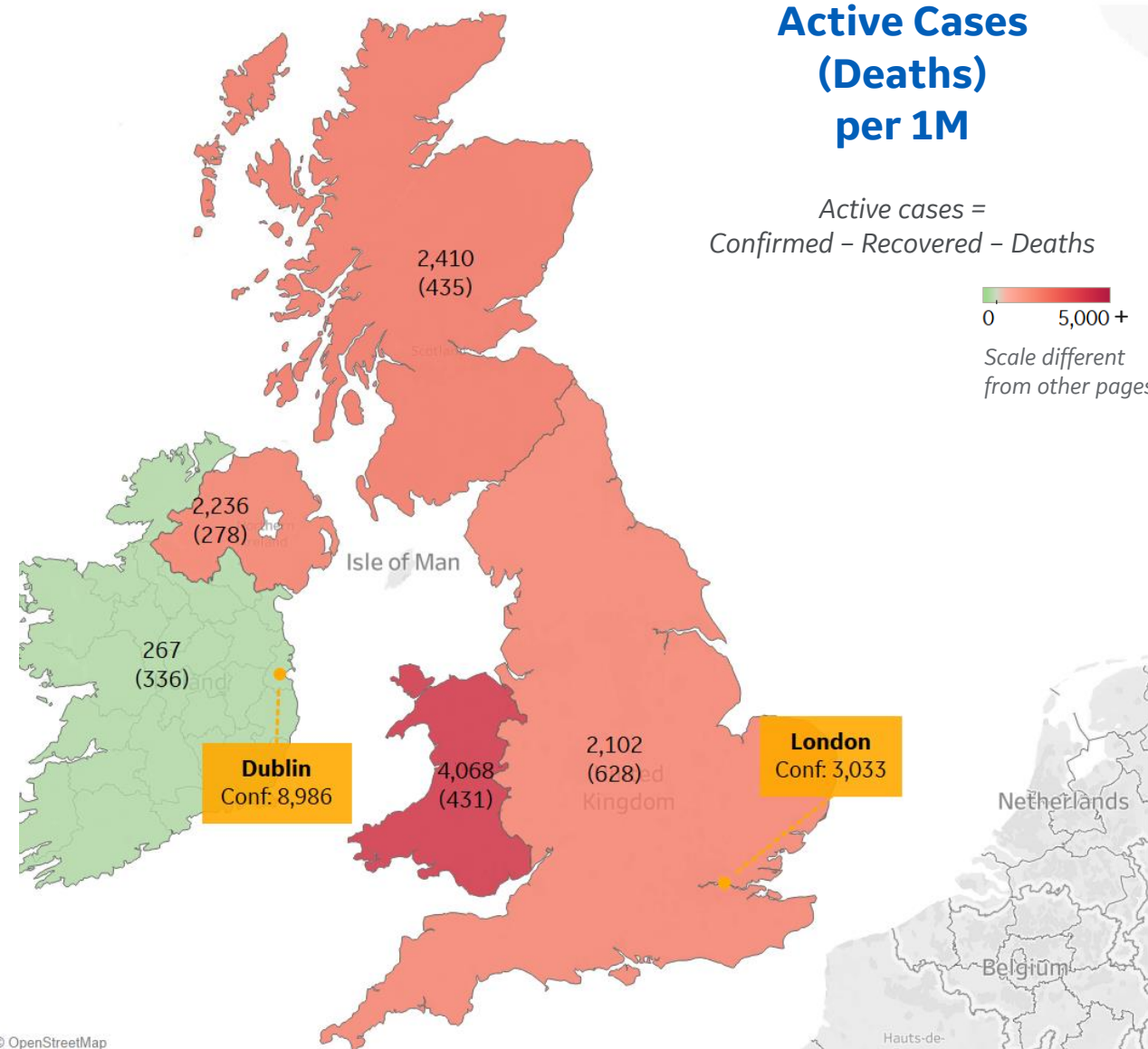
Der 1M in Region

	Today	Change
Active Cases	3,296	+0.6%
Confirmed	23 new	+1%
Deaths	5 new	+1%
Recovered	0 new	+0%

Most Active Cases per 1M

Wales	4,068
Scotland	2,410
Northern Ireland	2,236
England	2,102
Ireland	267

Active Cases (Deaths) per 1M

$$\text{Active cases} = \text{Confirmed} - \text{Recovered} - \text{Deaths}$$


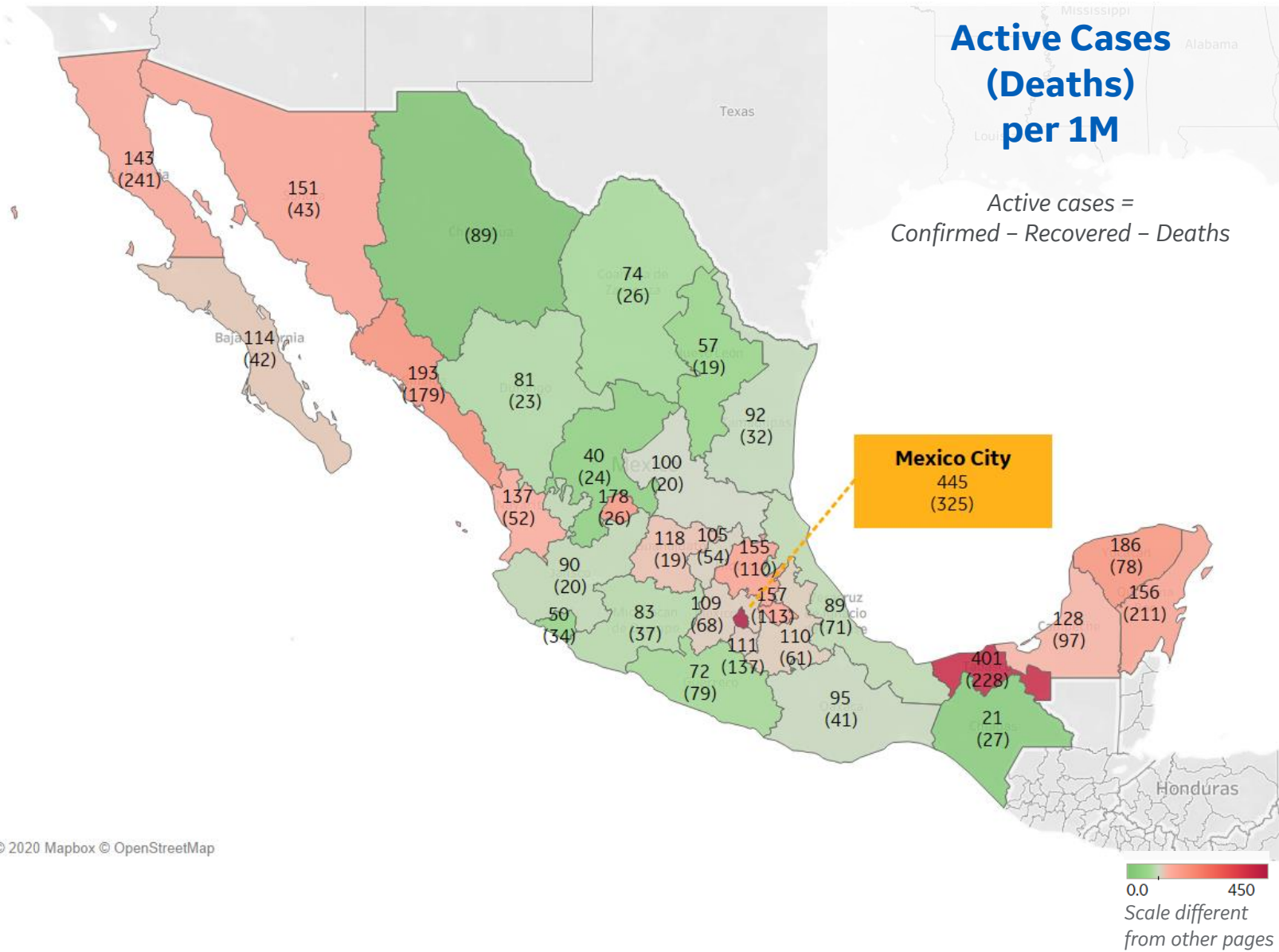


Per 1M in Region

	Today	Change
Active Cases	131	+4%
Confirmed	30 new	+4%
Deaths	4 new	+5%
Recovered	22 new	+4%

Most Active Cases per 1M

Distrito Federal	445
Tabasco	401
Sinaloa	193
Yucatan	186
Aguascalientes	178
Tlaxcala	157
Quintana Roo	156
Hidalgo	155
Sonora	151
Baja California	143



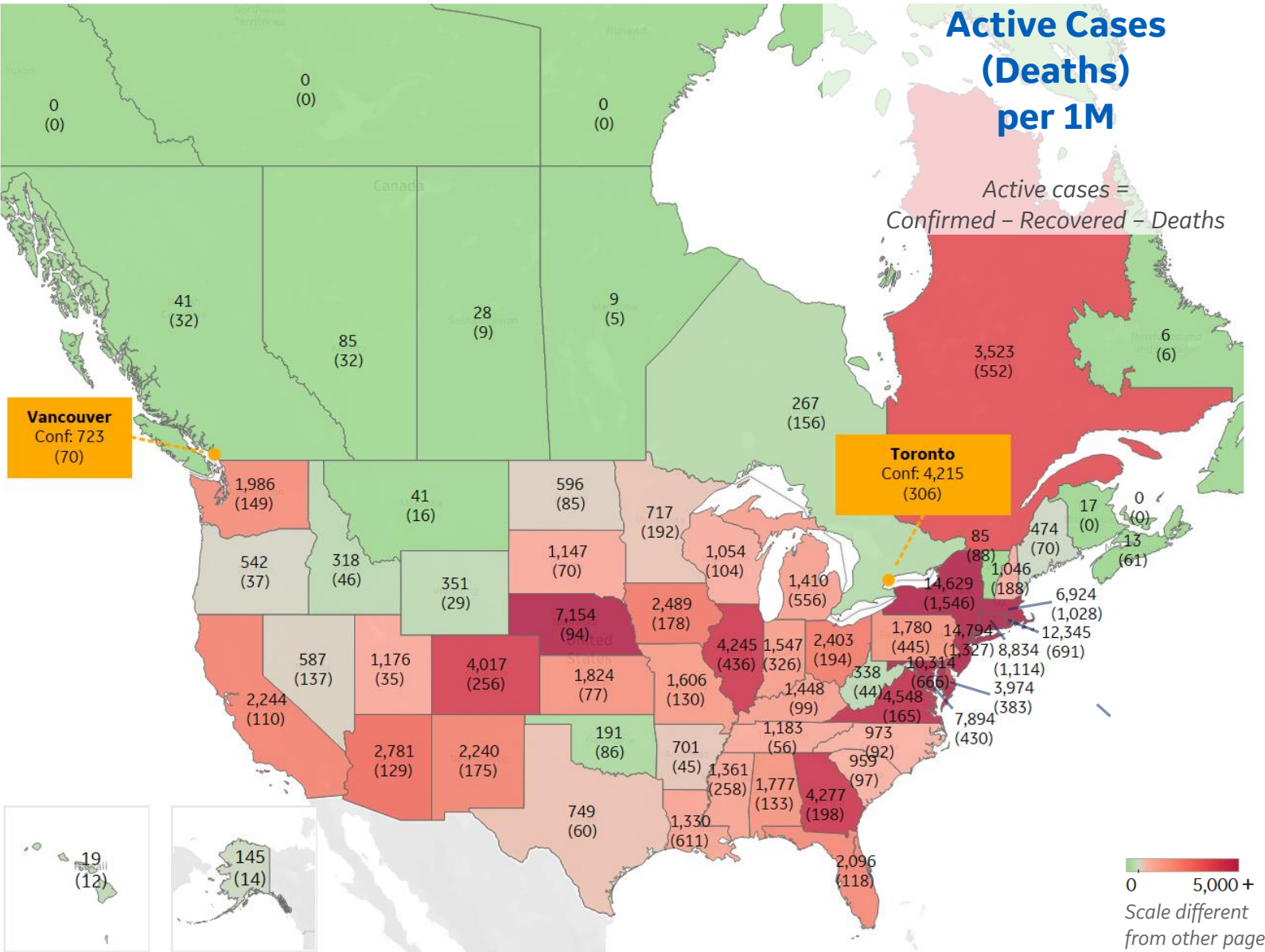


Per 1M in Region

	Today	Change
Active Cases	3,519	+1%
Confirmed	58 new	+1%
Deaths	3 new	+1%
Recovered	17 new	+1%

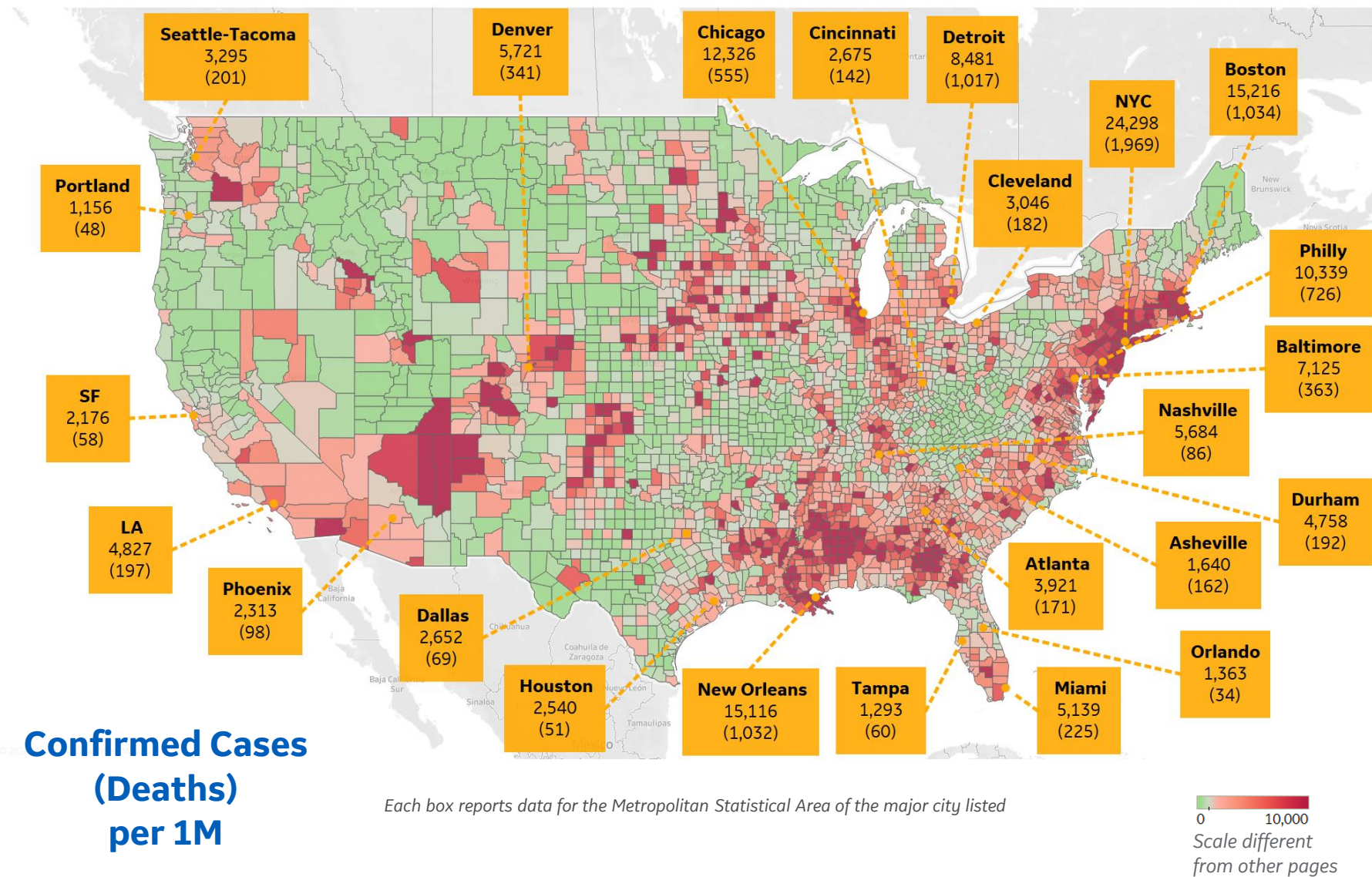
Most Active Cases per 1M

New Jersey	14,794
New York	14,629
Rhode Island	12,345
DC	10,314
Connecticut	8,834
Maryland	7,894
Nebraska	7,154
Massachusetts	6,924
Virginia	4,548
Georgia	4,277





US by County & Metro, Total to Date



Top 10 Northeast Counties

Total Confirmed Cases / 1M

Rockland County, NY	39,999
Westchester County, NY	34,247
Passaic County, NJ	31,599
Nassau County, NY	29,482
Hudson County, NJ	28,021
Union County, NJ	27,742
Orange County, NY	26,695
Suffolk County, NY	26,538
New York City*	23,967
Suffolk County, MA	21,952

Top 10 Other US Counties

Total Confirmed Cases / 1M

Orleans Parish, LA	18,009
Jefferson Parish, LA	17,072
Prince George's County, MD	15,496
Cook County, IL	14,304
Yakima County, WA	12,326
District of Columbia, DC	11,797
Wayne County, MI	11,419
Lake County, IL	11,194
Kane County, IL	10,943
Prince William County, VA	10,472

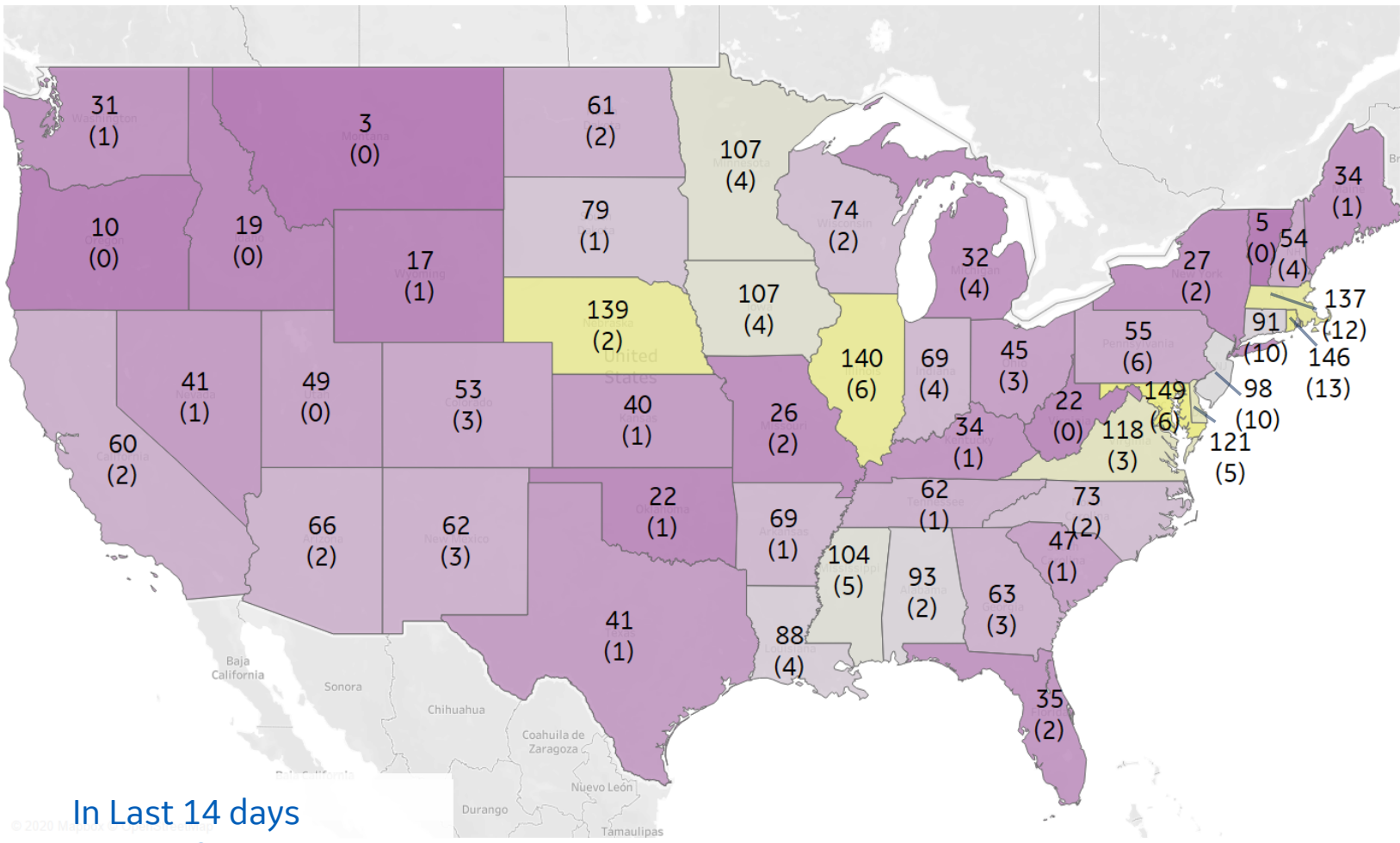
Note: Includes counties ≥ 250K population
* New York City counties aggregated into one reporting area



US, New in Last 14 days

Updated 3 June 2020, 3:30 GMT

16



Top 10 by New Confirmed

Avg New Confirmed Cases / 1M

Maryland	149
District of Columbia	147
Rhode Island	146
Illinois	140
Nebraska	139
Massachusetts	137
Delaware	121
Virginia	118
Minnesota	107
Iowa	107

Top 10 by New Deaths

Avg New Deaths / 1M

Rhode Island	13
Massachusetts	12
Connecticut	10
New Jersey	10
District of Columbia	7
Illinois	6
Maryland	6
Pennsylvania	6
Delaware	5
Mississippi	5



Scale different
from other pages

In Last 14 days
Avg New Confirmed Cases
(Avg New Deaths)
per 1M



Per 1M in Region

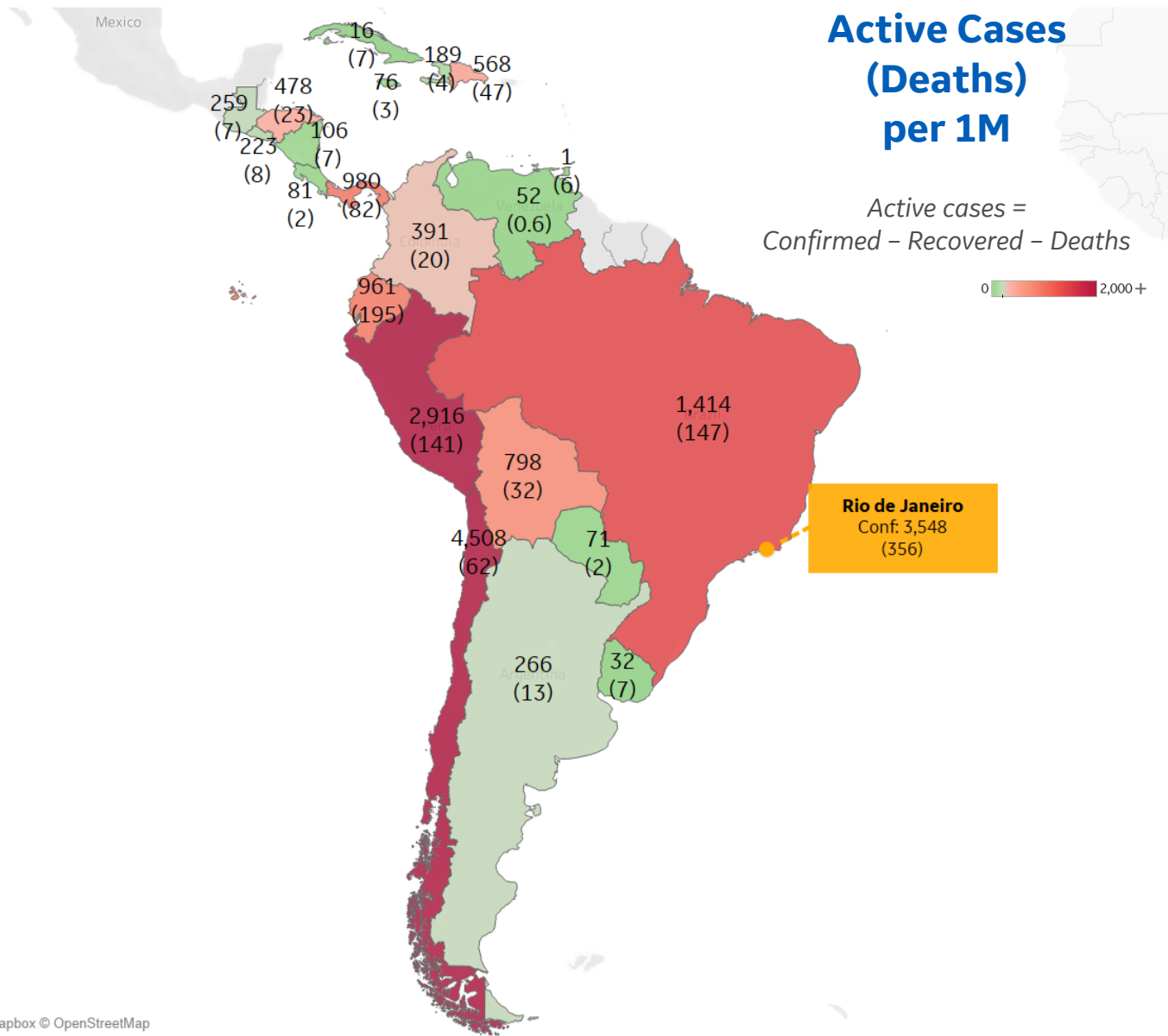
	Today	Change
Active Cases	1,092	+8%
Confirmed	73 new	+4%
Deaths	3 new	+4%
Recovered	-15 new	-2%

*Chile reported less recoveries today than previous days

Most Active Cases per 1M

Chile	4,508
Peru	2,916
Brazil	1,414
Panama	980
Ecuador	961
Bolivia	798
Dom. Rep.	568
Honduras	478
Colombia	391
Argentina	266

* Excludes regions with population < 1M





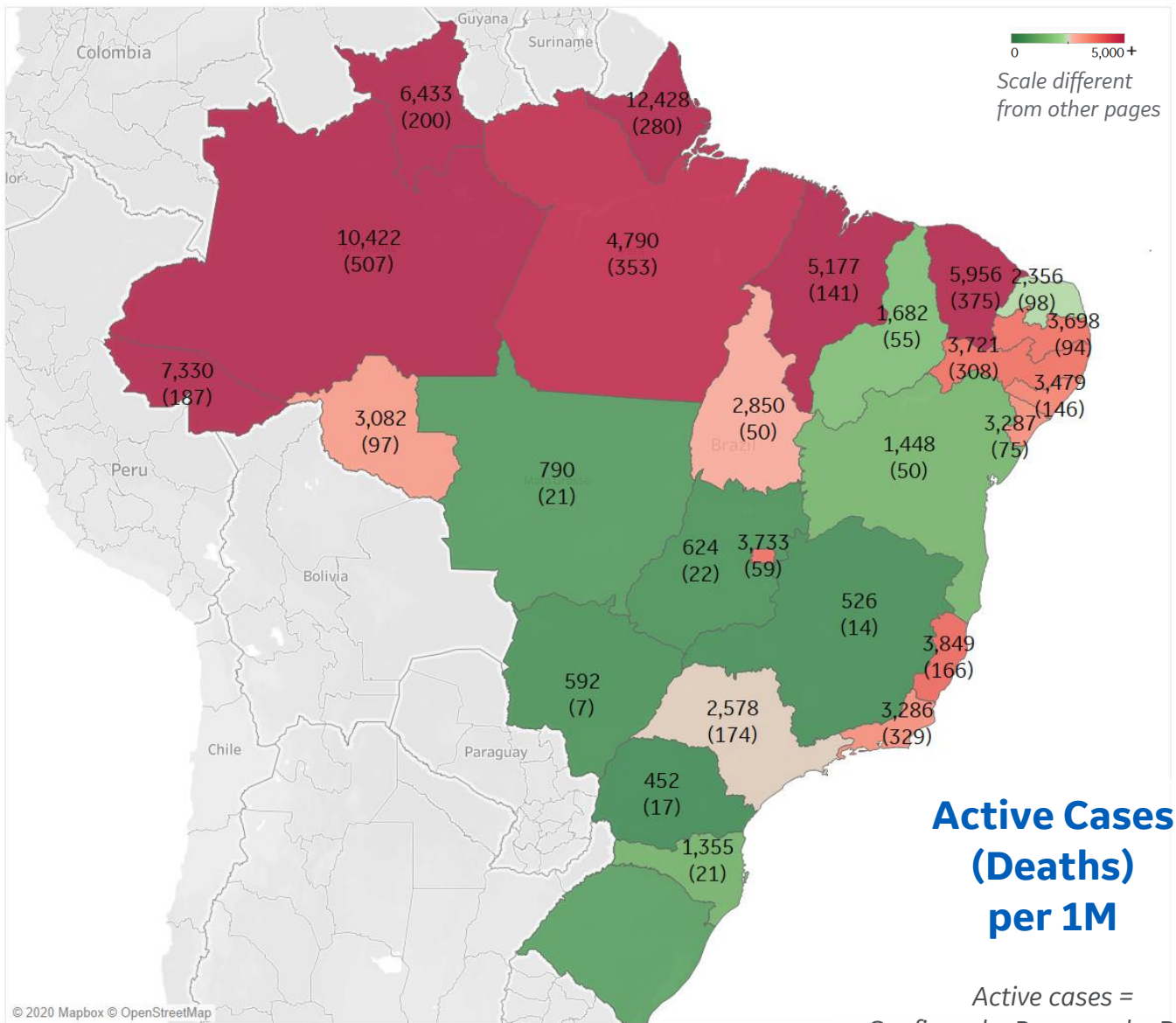
Per 1M in Region

	Today	Change
Active Cases	1,414	+5%
Confirmed	136 new	+5%
Deaths	6 new	+4%
Recovered	59 new	+6%

Most Active Cases per 1M

Amazonas	10,422
Ceará	5,812
Maranhão	5,177
Pará	4,790
Espírito Santo	3,770
Distrito Federal	3,733
Pernambuco	3,715
Paraíba	3,698
Alagoas	3,464
Sergipe	3,287

* Excludes regions with population < 1M





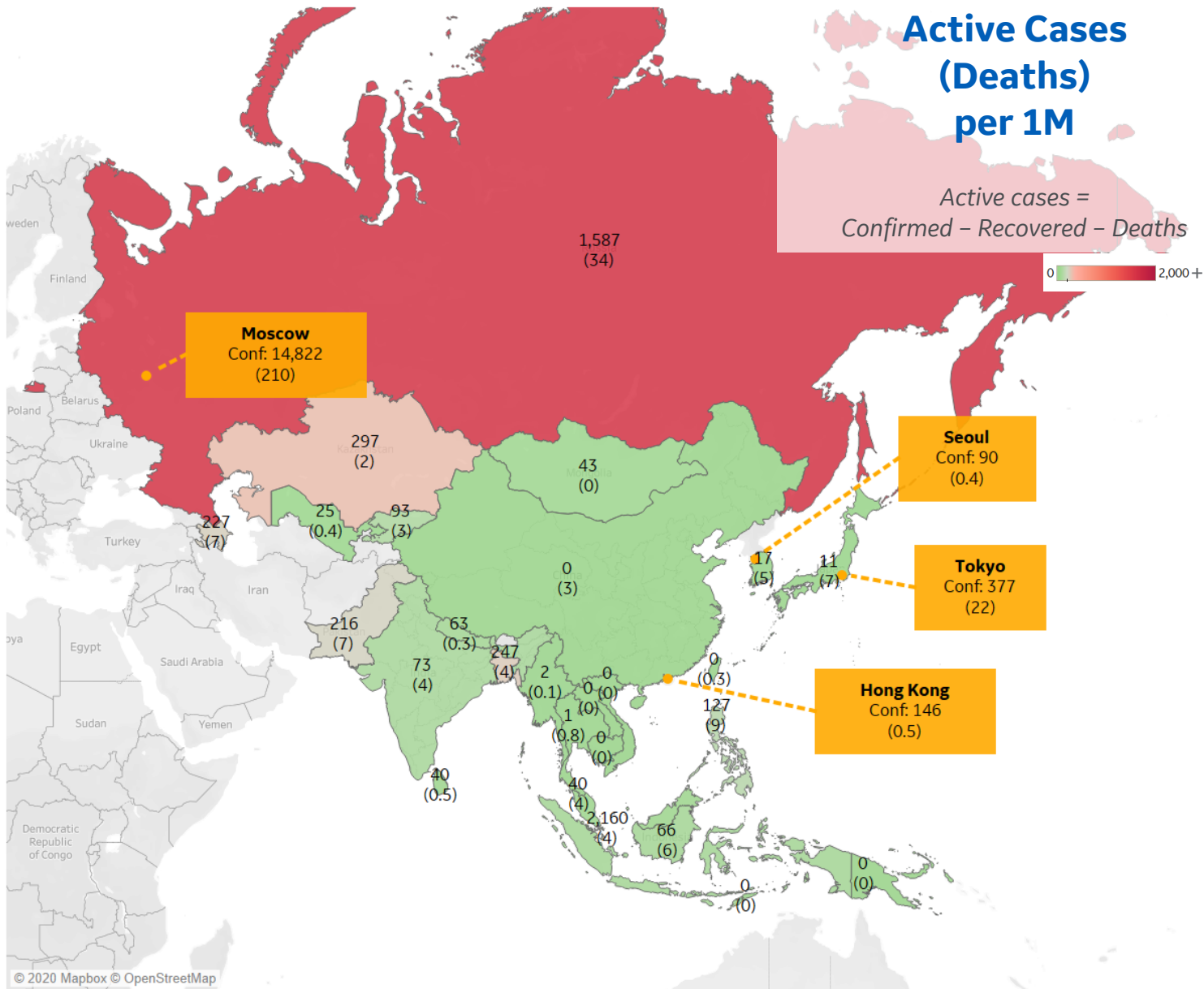
Per 1M in Region

	Today	Change
Active Cases	111	+2%
Confirmed	6 new	+3%
Deaths	0.1 new	+3%
Recovered	5 new	+5%

Most Active Cases per 1M

Singapore	2,160
Russia	1,587
Kazakhstan	297
Bangladesh	247
Azerbaijan	227
Pakistan	216
Philippines	127
Kyrgyzstan	93
India	73
Indonesia	66

* Excludes regions with population < 1M





Per 1M in Region

	Today	Change
Active Cases	16	-0.4%
Confirmed	0 new	+0%
Deaths	0 new	+0%
Recovered	0 new	+0%

Most Active Cases per 1M

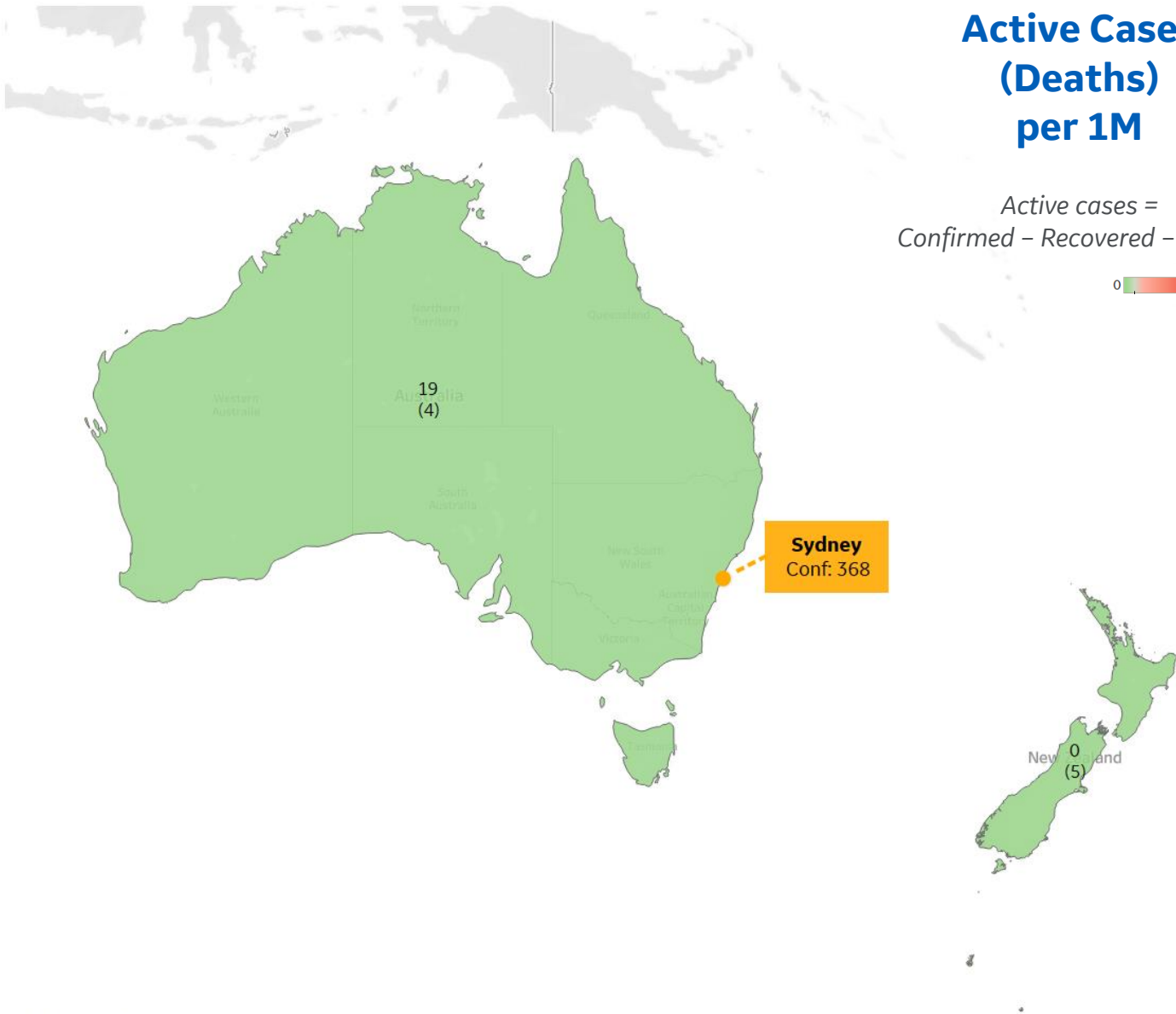
Australia	19
New Zealand	0

* Excludes regions with population < 1M

Active Cases (Deaths) per 1M

Active cases =
Confirmed - Recovered - Deaths

0 2,000 +





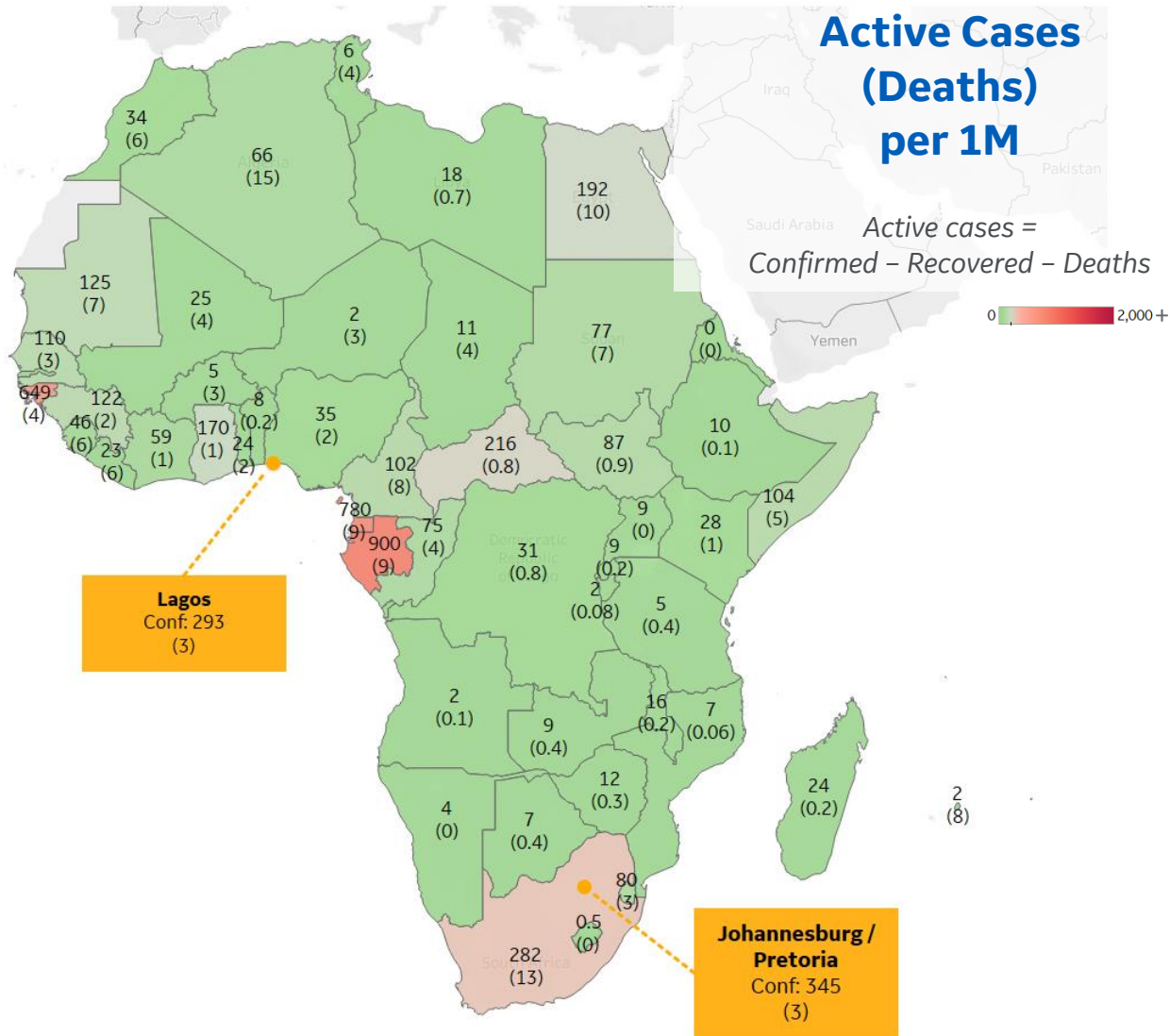
Per 1M in Region

	Today	Change
Active Cases	64	+2%
Confirmed	4 new	+3%
Deaths	0.1 new	+3%
Recovered	2 new	+4%

Most Active Cases per 1M

Gabon	900
Eq. Guinea	780
Guinea-Bissau	649
South Africa	282
Central African R..	216
Egypt	192
Ghana	170
Mauritania	125
Guinea	122
Senegal	110

* Excludes regions with population < 1M





Sources



*** Per 1M = Per 1 Million Population unless otherwise noted*

Johns Hopkins Coronavirus Resource Center:

<https://coronavirus.jhu.edu/map.html>

Worldometer Coronavirus Reporting:

<https://www.worldometers.info/coronavirus/>

Public Health England:

<https://www.gov.uk/government/publications/covid-19-track-coronavirus-cases>

US Department of Homeland Security, Homeland Infrastructure Foundation-Level Data:

<https://hifld-geoplatform.opendata.arcgis.com/datasets/hospitals>

City of New York, NYC Health:

<https://www1.nyc.gov/site/doh/covid/covid-19-data.page>

Chicago Coronavirus Latest Data:

<https://www.chicago.gov/city/en/sites/covid-19/home/latest-data.html>

National Health Commission of the PRC:

<http://www.nhc.gov.cn/xcs/yqtb/202003/bf66696029ba420098164607240074f8.shtml>

Korean Centers for Disease Control and Prevention:

http://www.cdc.go.kr/cdc_eng/

CDC, Severe Outcomes Among Patients with Coronavirus Disease 2019 (COVID-19):

<https://www.cdc.gov/mmwr/volumes/69/wr/mm6912e2.htm>

COVID-19 Information for Switzerland:

<https://www.corona-data.ch/>

WHO Europe, Surveillance Report:

<http://www.euro.who.int/en/health-topics/health-emergencies/coronavirus-covid-19/weekly-surveillance-report>

WHO Europe, Principles for Transition:

<http://www.euro.who.int/en/media-centre/sections/statements/2020/statement-transition-to-a-new-normal-during-the-covid-19-pandemic-must-be-guided-by-public-health-principles>

UK Office for National Statistics

<https://www.ons.gov.uk/peoplepopulationandcommunity/birthsdeathsandmarriages/deaths/bulletins/deathsregisteredweeklyinenglandandwalesprovisional/weekending24april2020>

Public Health Authority of Sweden:

<https://www.folkhalsomyndigheten.se/smittskydd-beredskap/utbrott/aktuella-utbrott/covid-19/bekraftade-fall-i-sverige>

National Public Health Agency of France:

<https://www.santepubliquefrance.fr/regions/ile-de-france/documents/bulletin-regional/2020/covid-19-point-epidemiologique-en-ile-de-france-du-23-avril-2020>

Italian Department of Civil Protection, COVID Monitoring:

<http://opendatadpc.maps.arcgis.com/apps/opsdashboard/index.html#/b0c68bce2cce478eaac82fe38d4138b1>

The COVID Tracking Project:

<https://covidtracking.com/data/>

CIA World Factbook:

<https://www.cia.gov/library/publications/resources/the-world-factbook/>

Italian Ministry of Health:

<http://www.salute.gov.it/portale/nuovocoronavirus/dettaglioContenutiNuovoCoronavirus.jsp?lingua=italiano&id=5351&area=nuovoCoronavirus&menu=vuoto>

New South Wales Government:

<https://www.health.nsw.gov.au/Infectious/diseases/Pages/covid-19-latest.aspx>

Provincial Health Services Authority of Canada. BC Center for Disease Control:

<http://www.bccdc.ca/about/news-stories/stories/2020/information-on-novel-coronavirus>

Coronavirus Cases in Japan by Prefecture, Nippon Communications Foundation:

<https://www.nippon.com/en/japan-data/h00657/coronavirus-cases-in-japan-by-prefecture.html>

Secretary of Health, Mexico:

<https://www.gob.mx/salud/en>

OECD Economic Outlooks, Statistics:

https://www.oecd-ilibrary.org/economics/data/oecd-economic-outlook-statistics-and-projections_eo-data-en

Brazil feature:

<https://covid.saude.gov.br/>

First case:

<https://g1.globo.com/sp/sao-paulo/noticia/2020/02/25/ministerio-da-saude-investiga-possivel-paciente-com-coronavirus-em-sp-caso-foi-para-contraprova.ghtml>

7 day isolation:

<https://g1.globo.com/bemestar/coronavirus/noticia/2020/03/13/ministerio-da-saude-divulga-orientacoes-para-estados-sobre-coronavirus.ghtml>

First death:

<https://www1.folha.uol.com.br/colunas/monicabergamo/2020/03/sao-paulo-registra-primeira-morte-por-coronavirus.shtml>

Financial help:

<https://g1.globo.com/economia/noticia/2020/04/09/6-milhoes-comecam-a-receber-auxilio-emergencial-de-r-600-nesta-quinta.ghtml>

Minister of health fired:

<https://g1.globo.com/politica/noticia/2020/04/16/mandetta-anuncia-em-rede-social-que-foi-demitido-do-ministerio-da-saude.ghtml>

Deaths doubled:

<https://g1.globo.com/bemestar/coronavirus/noticia/2020/05/09/brasil-tem-10627-mortes-por-coronavirus-diz-ministerio.ghtml>

Mexico COVID events:

Travel restrictions:

<https://apnews.com/9e5bb61c8bb22aba3fe0557aa82f592e>

School closures:

<https://www.eluniversal.com.mx/english/covid-19-mexico-close-schools-month-over-coronavirus-concerns>

National emergency:

<https://www.gob.mx/salud/prensa/consejo-de-salubridad-general-declara-emergencia-sanitaria-nacional-a-epidemia-por-coronavirus-covid-19-239301>

Re-opening:

<https://apnews.com/1b85c48028b7b95ecb8c706bb5a29d04>