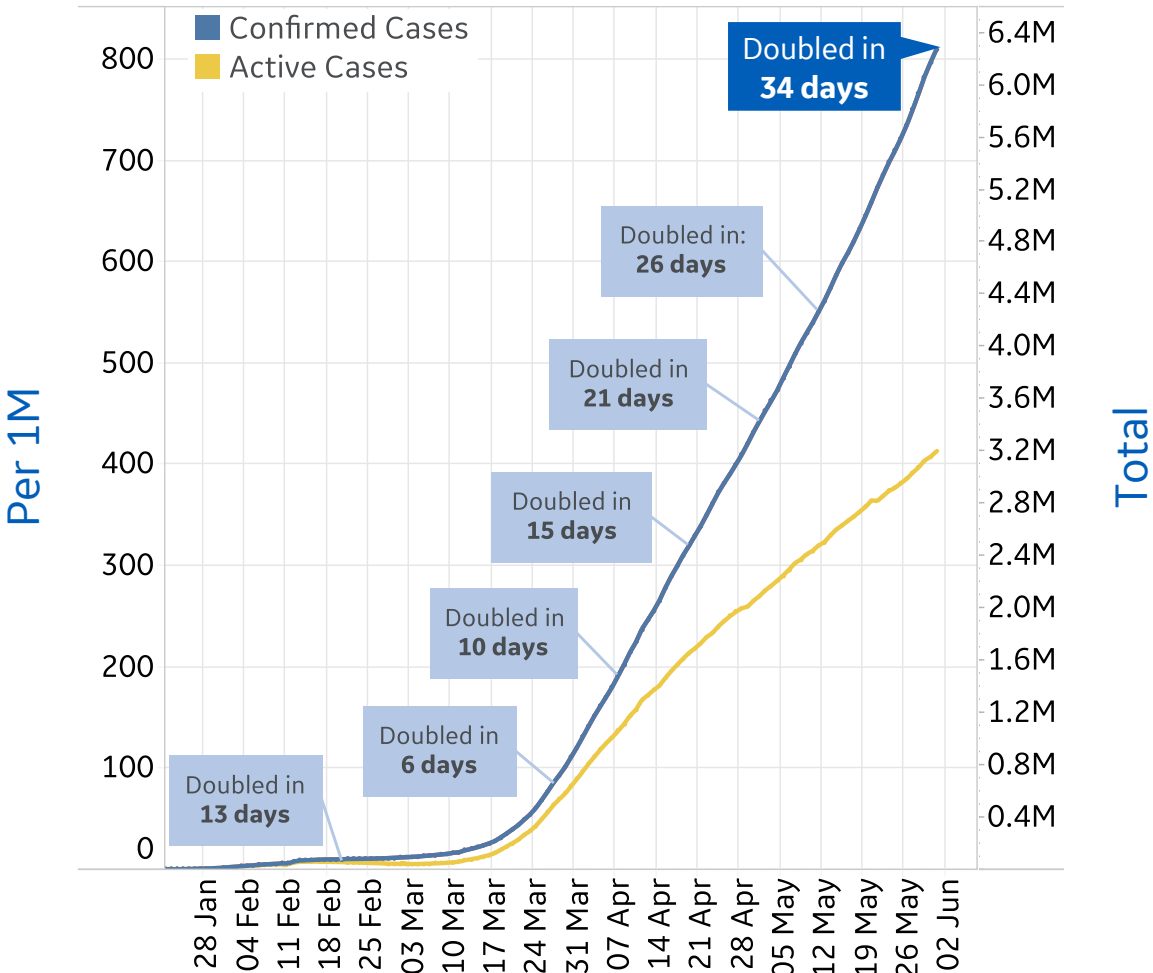




# Global Confirmed & Active Cases

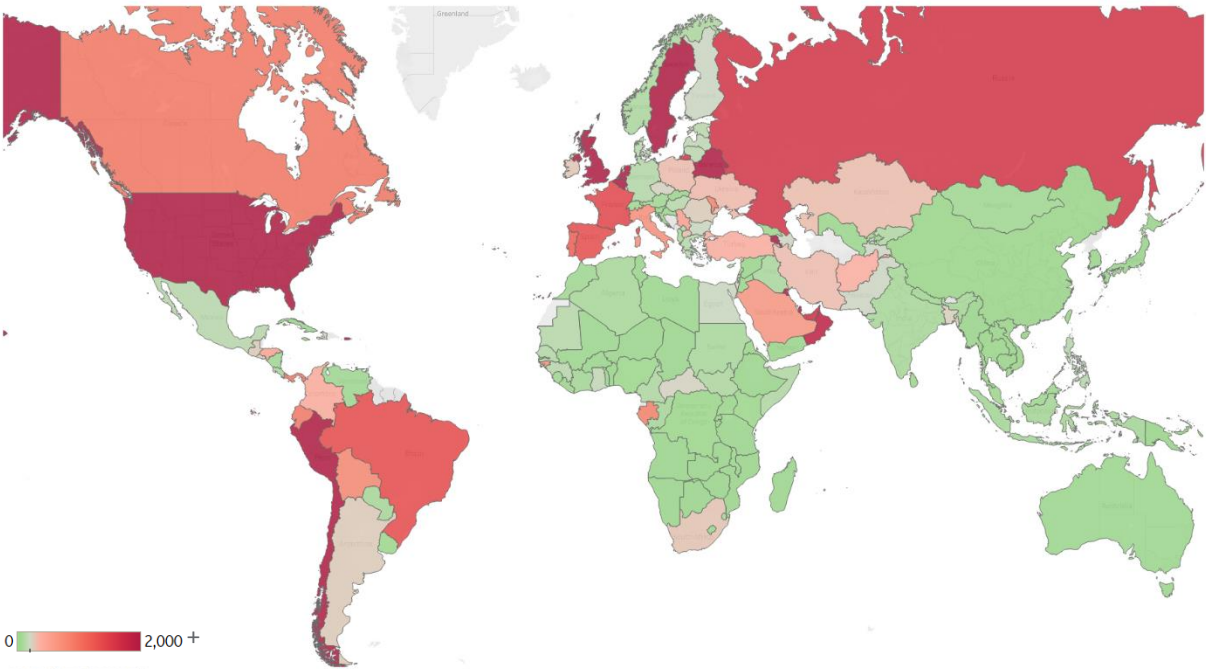
Updated 2 June 2020, 3:30 GMT 1

## Trend since 22 Jan



## Today per 1M

Active cases = Confirmed - Recovered - Deaths



Per 1M:	Today	Change
Active Today	412	+1%
Active	5 new	+1%
Confirmed	13 new	+2%
Deaths	0.5 new	+1%
Recovered	7 new	+2%

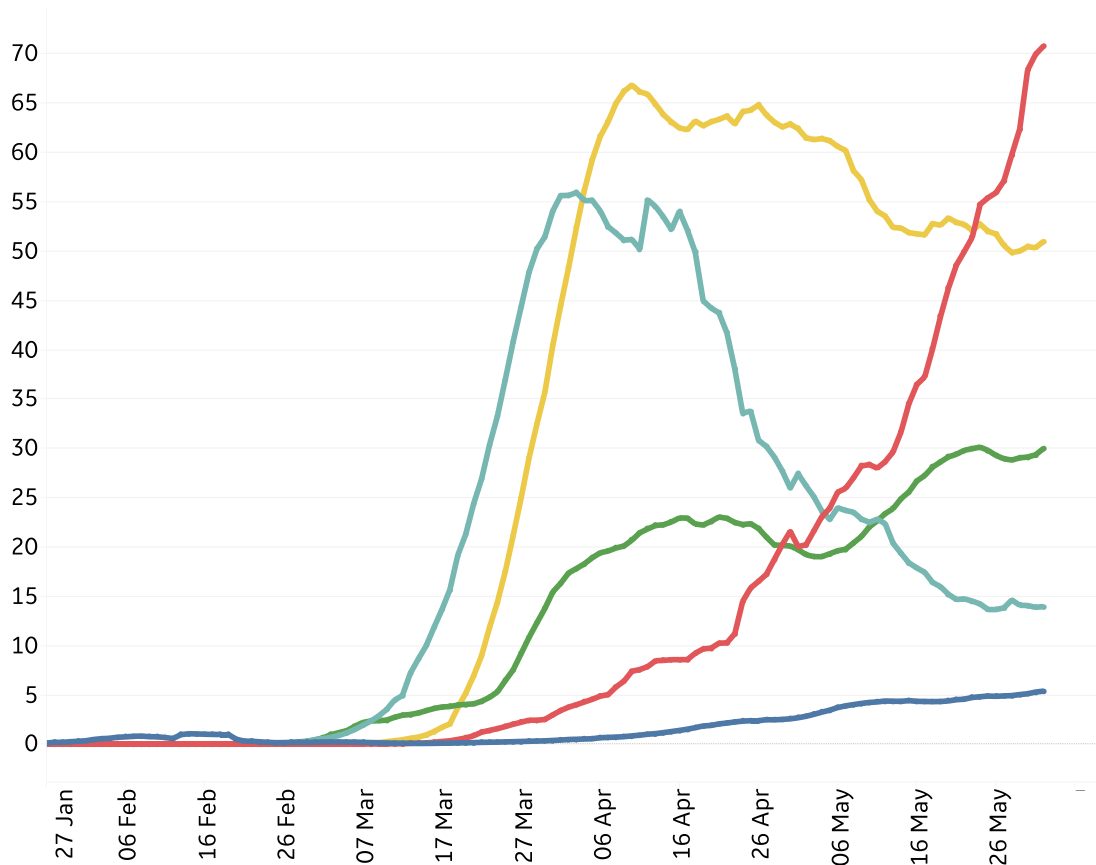


# New Confirmed Cases & New Deaths

Key North America Europe Middle East Central/South America Asia

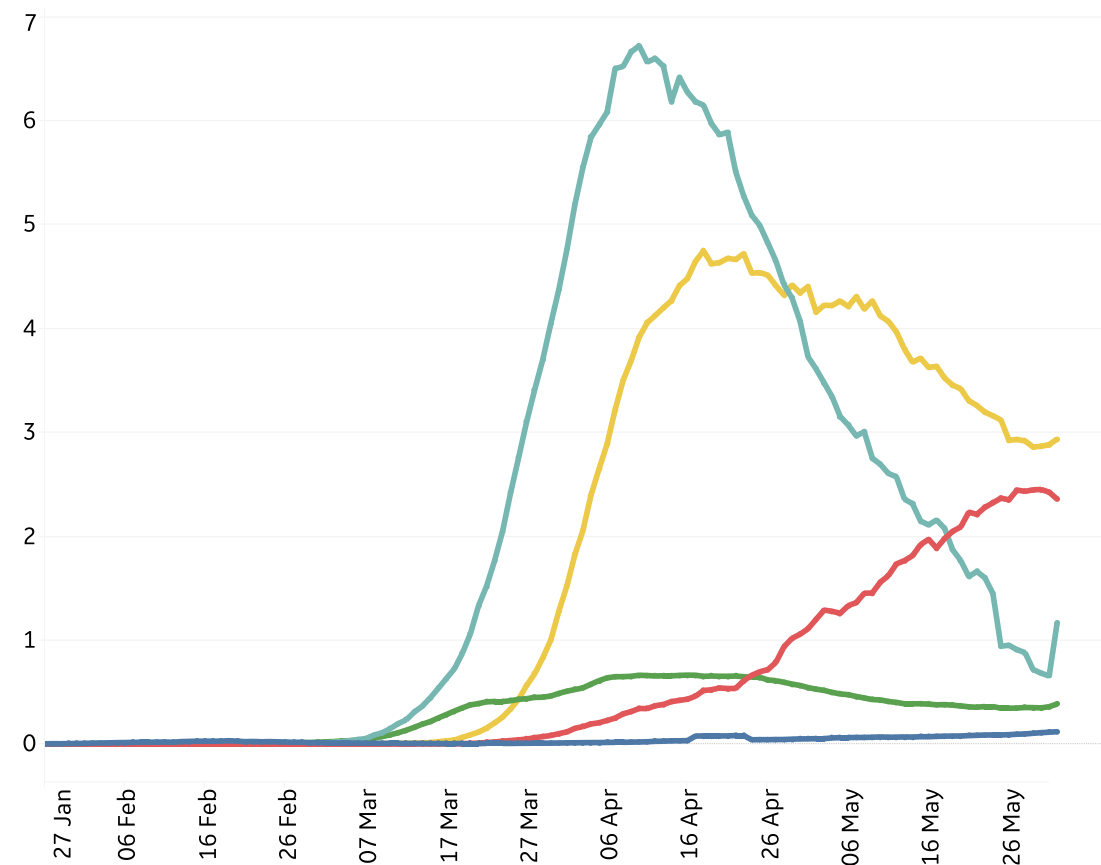
New Confirmed Cases / 1M

7-day rolling average



New Deaths / 1M

7-day rolling average





# Top 50 Countries: Per 1M



## 1 - 25

	Active Today	Today			Total since 22 Jan		
		Confirmed	Deaths	Recovered	Total Confirmed	Total Deaths	Total Recovered
Qatar	8,662	529	1	1,092	20,282	14	11,606
US	3,770	64	2	40	5,472	318	1,384
UK	3,497	23	8	0	4,091	576	18
Kuwait	3,429	168	2	354	6,501	52	3,020
Chile	3,092	286	3	116	5,501	58	2,351
Peru	2,939	169	4	40	5,157	141	2,078
Belgium	2,857	12	2	3	5,049	818	1,374
Sweden	2,816	27	1	0	3,744	436	492
Bahrain	2,810	278	0	233	6,976	11	4,155
Belarus	2,581	90	1	28	4,593	25	1,987
Netherlands	2,369	6	0	0	2,728	349	10
Singapore	2,188	70	0	131	6,032	4	3,840
Armenia	2,008	71	3	5	3,203	47	1,148
Oman	1,859	154	0	0	2,394	10	525
UAE	1,677	64	0	41	3,558	27	1,854
Russia	1,603	58	1	25	2,839	33	1,203
France	1,409	5	0	1	2,901	442	1,050
Brazil	1,343	55	3	21	2,477	141	993
Spain	1,329	3	0	0	5,125	580	3,216
Portugal	1,150	20	1	14	3,207	140	1,917
Canada	948	21	1	23	2,472	196	1,327
Panama	922	87	2	0	3,207	80	2,205
Ecuador	915	0	0	0	2,216	190	1,110
Gabon	861	0	0	0	1,193	8	324
Moldova	851	27	2	10	2,072	76	1,146

## 26 - 50

	Active Today	Today			Total since 22 Jan		
		Confirmed	Deaths	Recovered	Total Confirmed	Total Deaths	Total Recovered
Eq. Guinea	780	0	0	0	931	9	143
EU	777	5	0	4	2,605	284	1,543
Bolivia	775	47	3	14	902	29	97
Italy	684	3	1	14	3,857	554	2,619
Guinea-Bissau	649	42	0	6	680	4	27
Saudi Arabia	641	54	1	53	2,503	15	1,847
Dom. Rep.	569	26	0	31	1,620	46	1,004
Serbia	510	2	0	3	1,308	28	770
Honduras	464	16	1	1	541	22	55
Colombia	394	43	1	27	577	19	165
Turkey	371	10	0	12	1,954	54	1,529
Afghanistan	361	14	0	3	405	7	37
Ukraine	315	20	0	12	562	17	230
Poland	308	10	0	5	638	28	303
Iran	304	35	1	26	1,839	94	1,441
Kazakhstan	303	24	0	10	602	2	298
North Macedo..	291	43	3	8	1,111	67	753
South Africa	276	28	0	9	579	12	292
Ireland	268	15	0	0	5,076	334	4,473
Argentina	251	12	0	4	385	12	122
Guatemala	247	14	0	3	298	6	44
Romania	244	7	1	9	1,008	66	698
Bangladesh	232	14	0	5	301	4	64
Israel	232	11	0	8	1,984	33	1,719
Total World	412	13	0	7	809	48	348

Confirmed cases in **Brazil** increased 28% since 28 May

Top 50 countries selected by Active Cases / 1M  
Excluded countries with population < 1M



# Top 50 Countries: Raw Volume

## 1 - 25

		Today			Total since 22 Jan		
	Active Cases	Confirmed	Deaths	Recovered	Total Confirmed	Total Deaths	Total Recovered
US	1,247,964	21,188	784	13,473	1,811,360	105,165	458,231
EU	346,163	2,313	178	1,922	1,159,772	126,554	687,055
Brazil	285,430	11,598	623	4,525	526,447	29,937	211,080
UK	237,388	1,580	556	31	277,736	39,127	1,221
Russia	233,965	8,485	156	3,631	414,328	4,849	175,514
Peru	96,898	5,563	128	1,299	170,039	4,634	68,507
France	91,954	339	31	85	189,348	28,836	68,558
Spain	62,135	159	0	0	239,638	27,127	150,376
Chile	59,099	5,470	59	2,219	105,158	1,113	44,946
Italy	41,367	200	60	848	233,197	33,475	158,355
Netherlands	40,589	104	6	1	46,749	5,981	179
Bangladesh	38,265	2,381	22	816	49,534	672	10,597
Canada	35,793	809	30	878	93,288	7,404	50,091
Belgium	33,112	136	19	32	58,517	9,486	15,919
Turkey	31,259	827	23	974	164,769	4,563	128,947
Sweden	28,440	272	8	0	37,814	4,403	4,971
Qatar	24,956	1,523	2	3,147	58,433	40	33,437
Iran	25,563	2,979	81	2,156	154,445	7,878	121,004
Belarus	24,387	847	5	262	43,403	240	18,776
Saudi Arabia	22,311	1,881	22	1,864	87,142	525	64,306
Colombia	20,037	2,165	47	1,352	29,384	963	8,384
UAE	16,588	635	2	406	35,192	266	18,338
Ecuador	16,148	0	0	0	39,098	3,358	19,592
South Africa	16,361	1,674	22	482	34,357	705	17,291
Kuwait	14,643	719	8	1,513	27,762	220	12,899

## 26 - 50

		Today			Total since 22 Jan		
	Active Cases	Confirmed	Deaths	Recovered	Total Confirmed	Total Deaths	Total Recovered
Afghanistan	14,057	545	8	100	15,750	265	1,428
Ukraine	13,785	890	16	515	24,562	724	10,053
Singapore	12,802	408	1	767	35,292	24	22,466
Portugal	11,724	200	14	143	32,700	1,424	19,552
Poland	11,642	379	10	178	24,165	1,074	11,449
Argentina	11,338	564	17	185	17,415	556	5,521
Oman	9,491	786	1	0	12,223	50	2,682
Bolivia	9,051	549	30	169	10,531	343	1,137
Dom. Rep.	6,177	287	0	334	17,572	502	10,893
Armenia	5,951	210	8	16	9,492	139	3,402
Kazakhstan	5,680	450	1	183	11,308	41	5,587
Bahrain	4,782	473	0	397	11,871	19	7,070
Romania	4,696	141	10	170	19,398	1,276	13,426
Honduras	4,596	160	5	12	5,362	217	549
Serbia	4,460	18	1	28	11,430	244	6,726
Guatemala	4,425	249	8	60	5,336	116	795
Panama	3,979	374	8	0	13,837	344	9,514
Moldova	3,433	109	10	41	8,360	305	4,622
Israel	2,006	98	0	66	17,169	285	14,878
Gabon	1,916	0	0	0	2,655	17	722
Ireland	1,323	72	-2	0	25,062	1,650	22,089
Guinea-Bissau	1,278	83	0	11	1,339	8	53
Eq. Guinea	1,094	0	0	0	1,306	12	200
North Macedo..	606	89	7	17	2,315	140	1,569
Total World	3,194,624	99,246	3,524	54,680	6,266,192	375,559	2,696,009

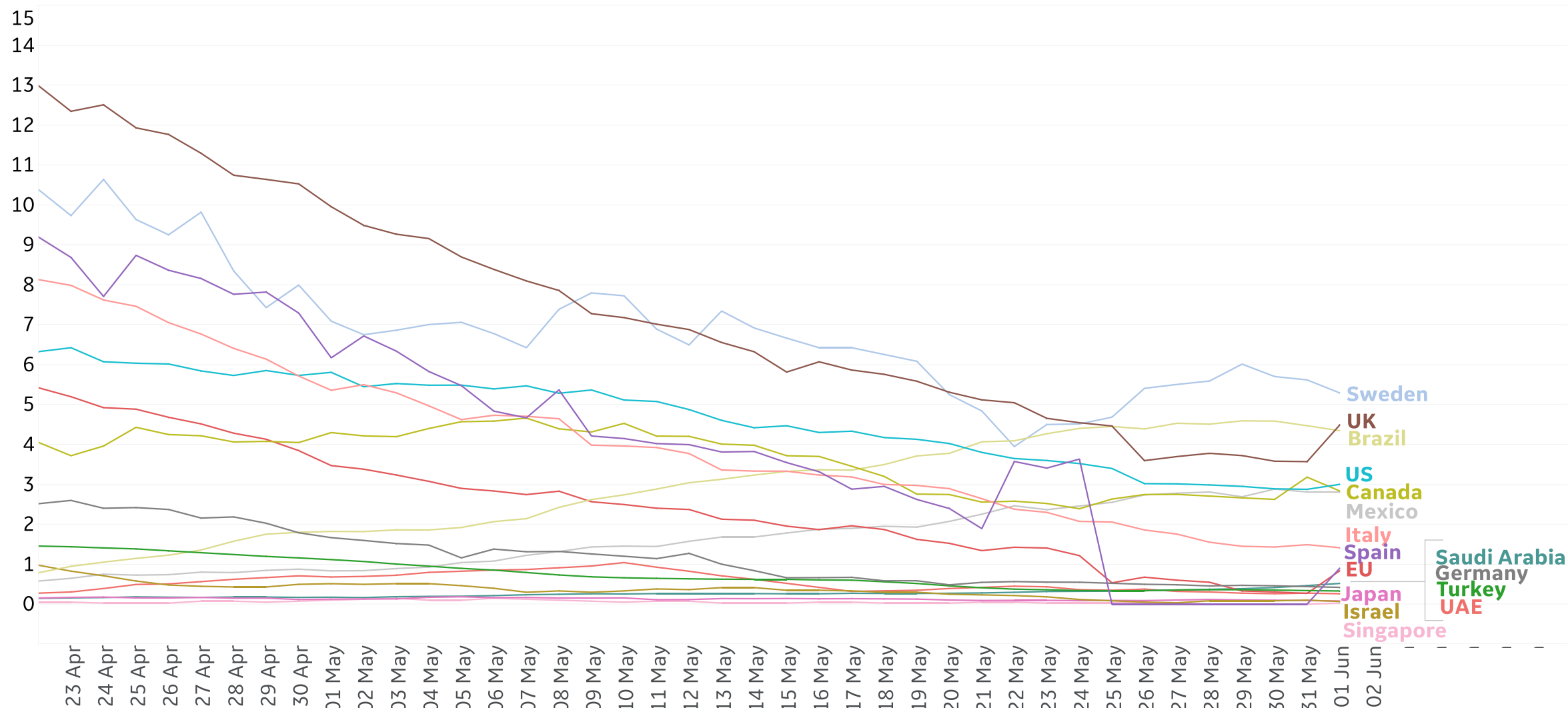
Confirmed cases in **Bangladesh** increased 29% since 28 May

Top 50 countries selected by Active Cases / 1M  
Excluded countries with population < 1M





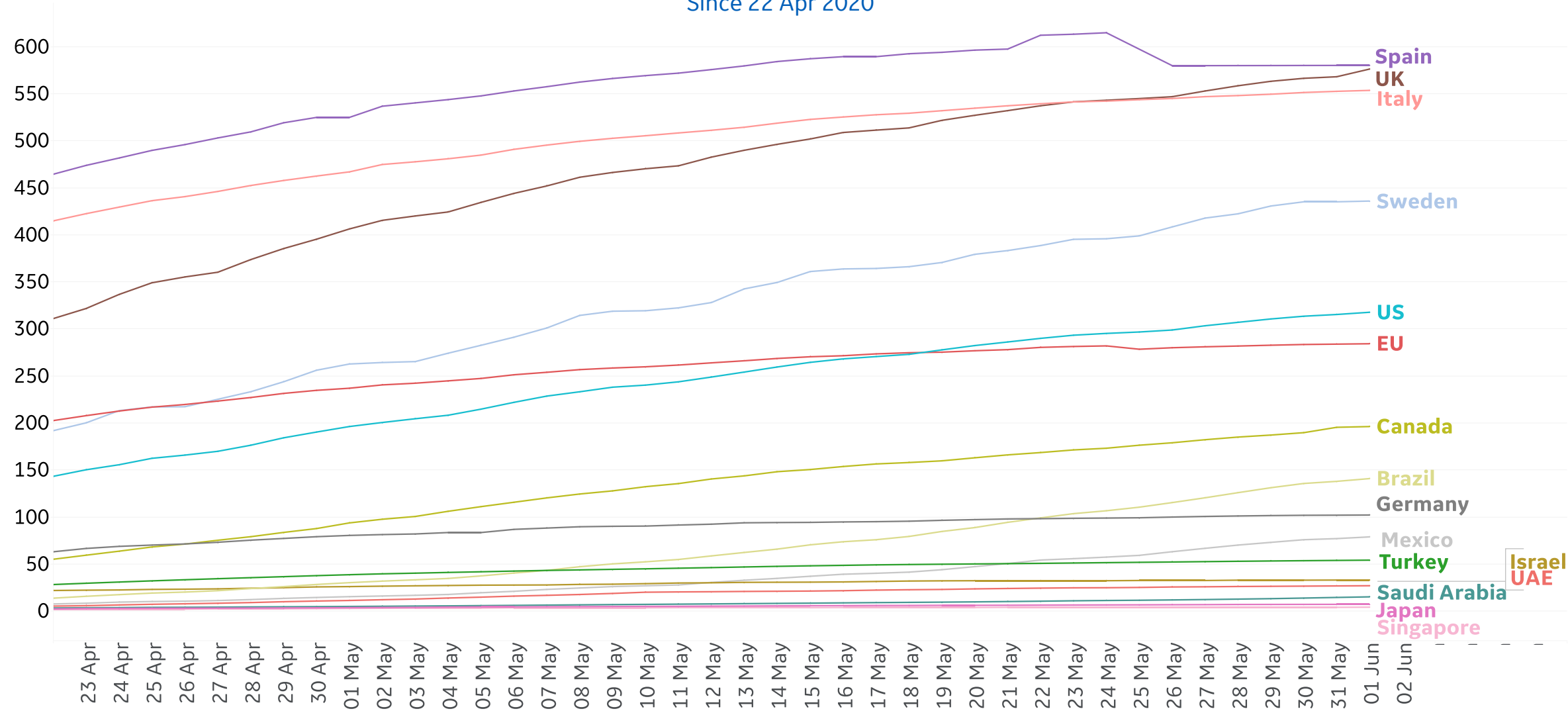
7-day rolling avg. since 22 Apr 2020





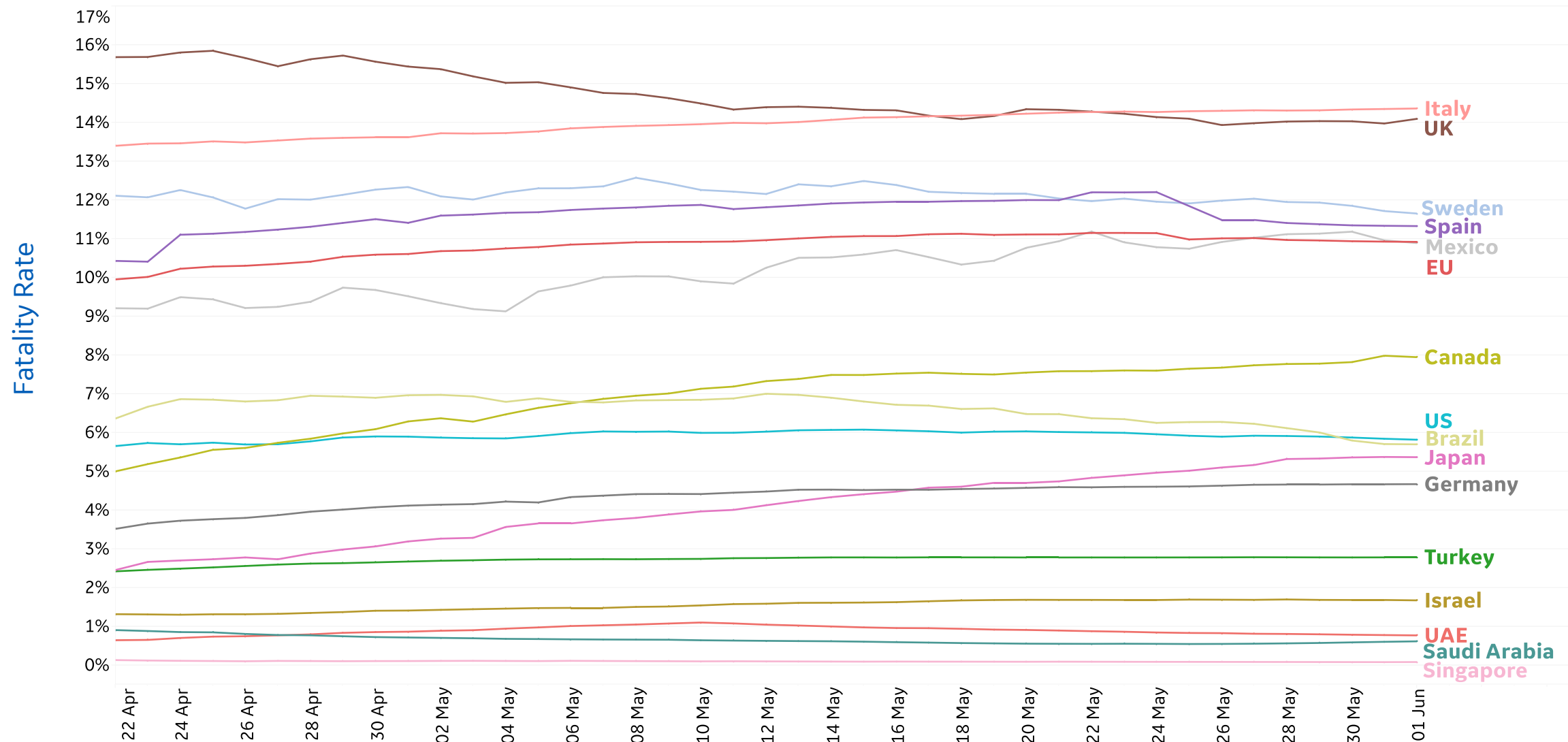
# Cumulative Deaths in Select Countries

Cumulative Deaths / 1M  
Since 22 Apr 2020





Since 22 Apr 2020







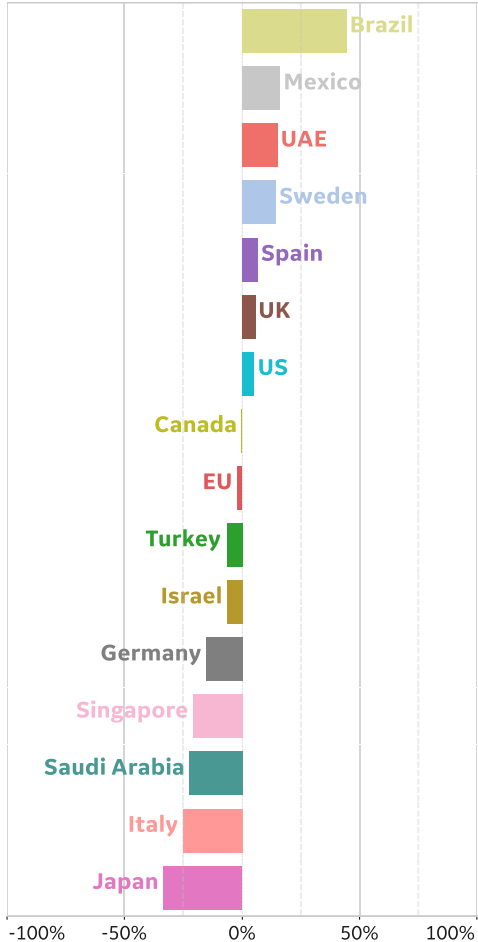
# % Change in Case Volume in Select Countries

Updated 2 June 2020, 3:30 GMT

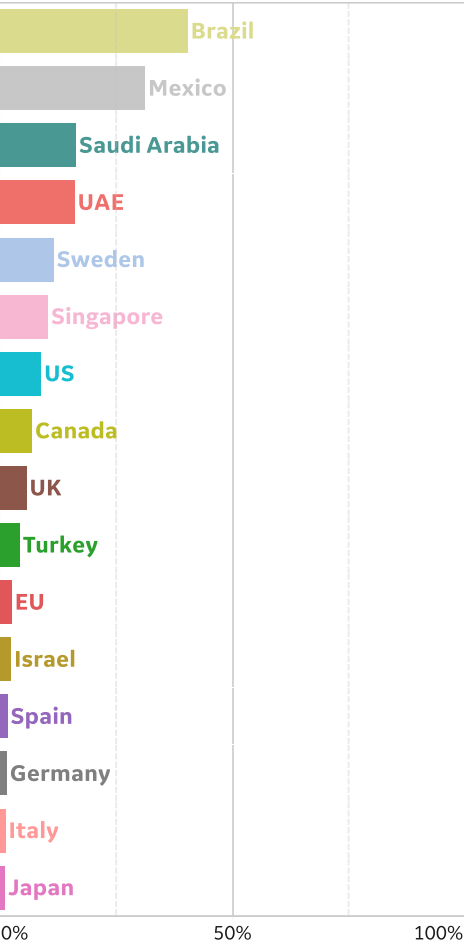
9

Over Previous 7 days

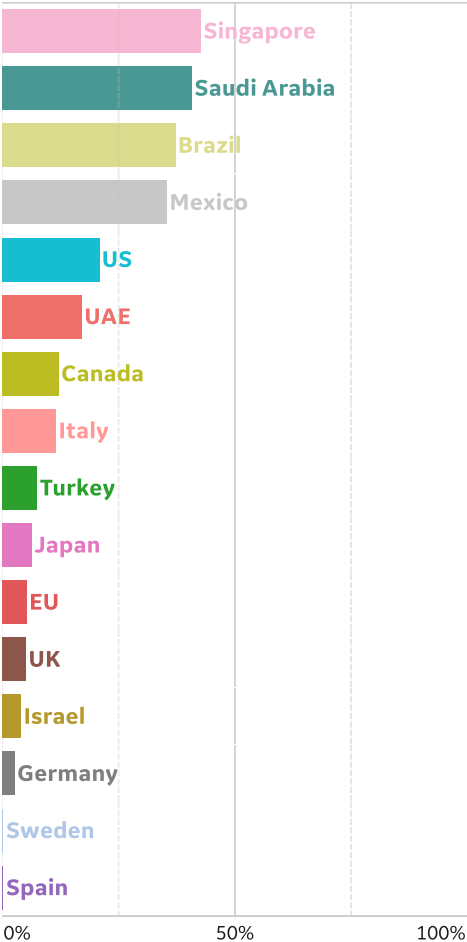
Active Cases



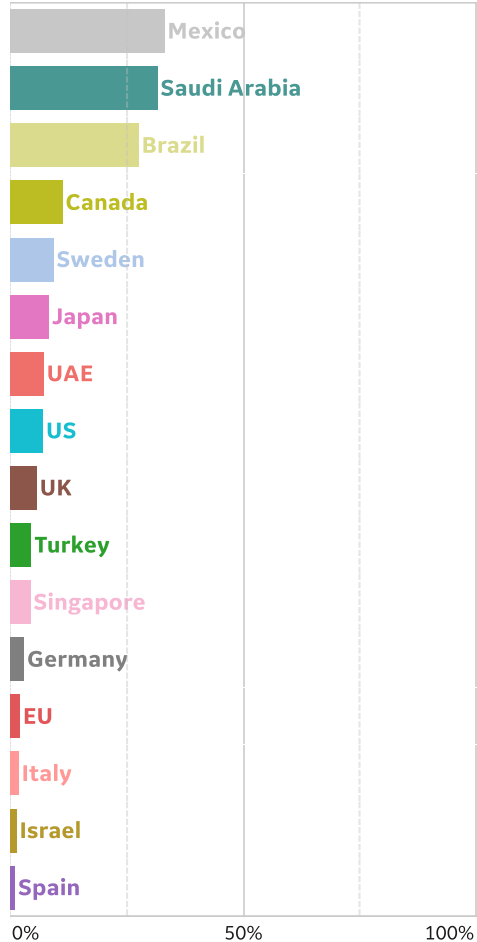
Confirmed Cases



Reported Recoveries

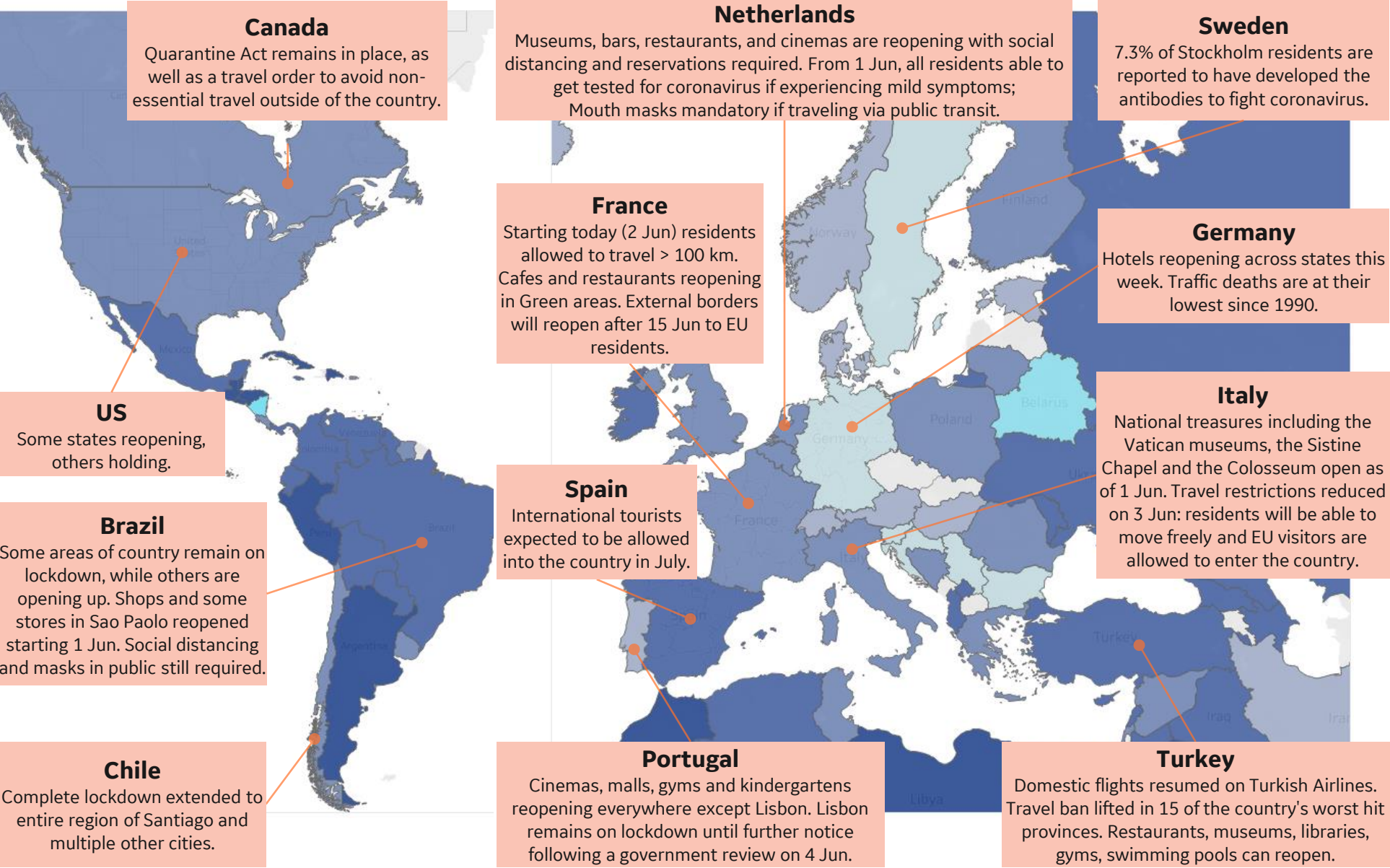


Reported Deaths





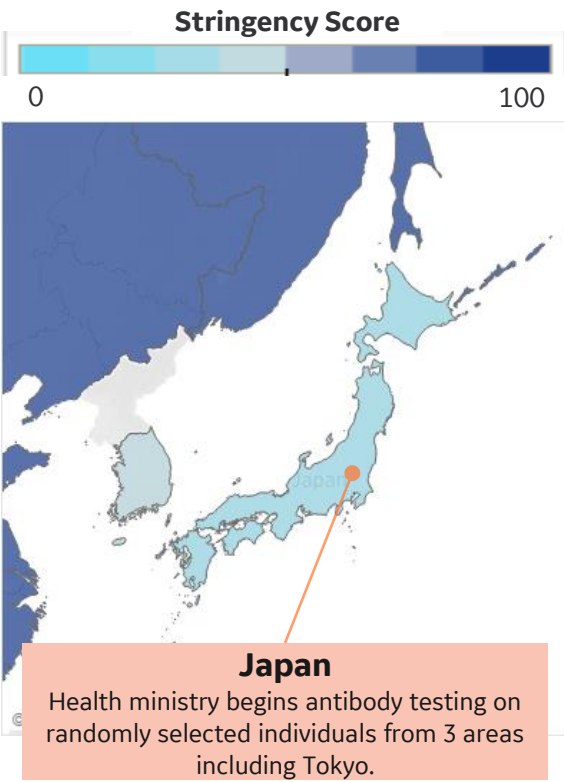
# Feature: Reopening Around the World



The **Oxford Stringency Index** rates the number and strictness of government policies in response to COVID.

Higher score indicates more restrictive official policies.

Defined by the Oxford COVID-19 Government Response Tracker (OxCGRT) stringency index.





# Europe & Middle East

## Per 1M in Region

	Today	Change
Active Cases	837	+0.3%
Confirmed	18 new	+1%
Deaths	1 new	+0.5%
Recovered	14 new	+1%

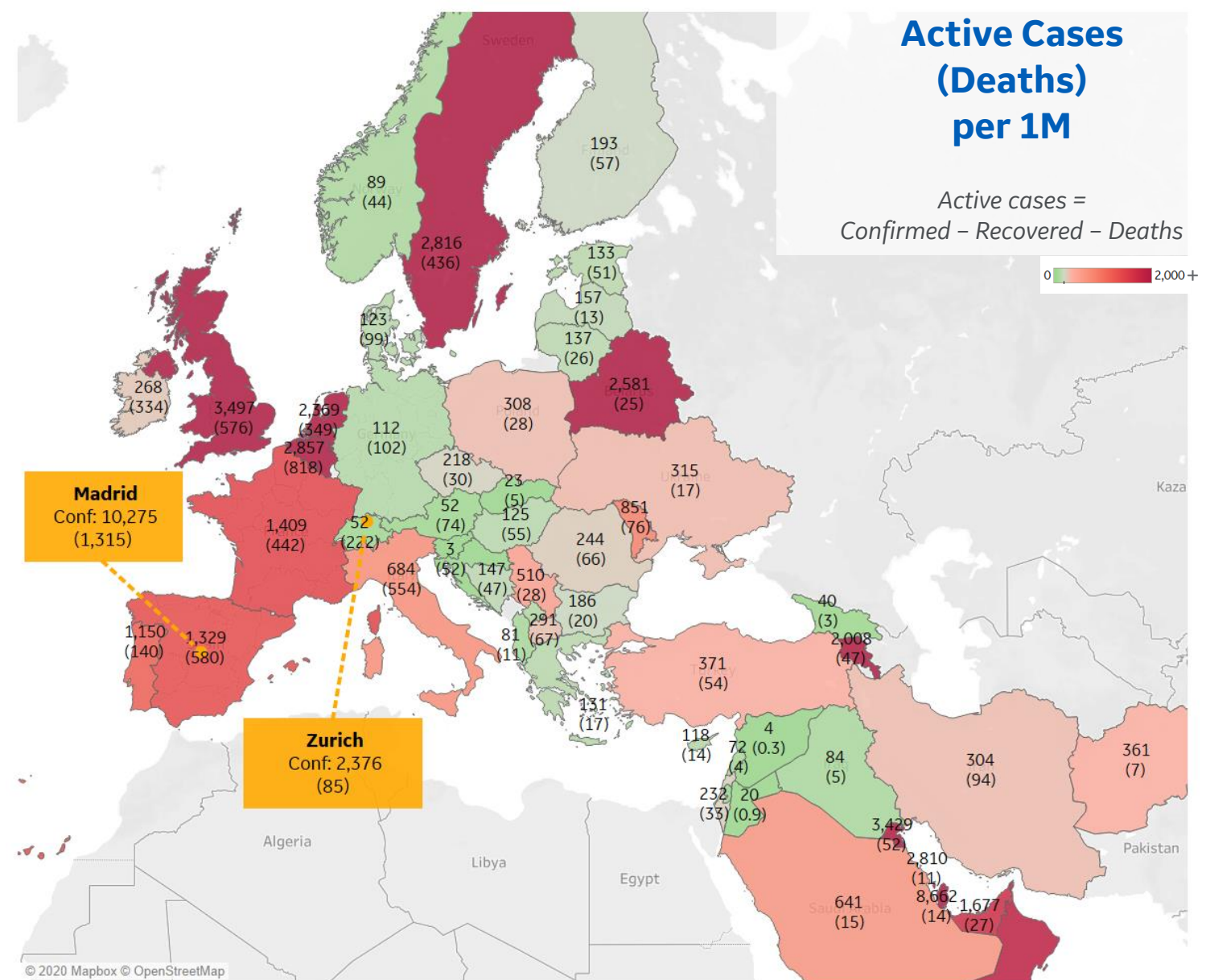
## Most Active Cases per 1M

Qatar	8,662
UK	3,497
Kuwait	3,429
Belgium	2,857
Sweden	2,816
Bahrain	2,810
Belarus	2,581
Netherlands	2,369
Armenia	2,008
Oman	1,859

\* Excludes regions with population < 1M

## Active Cases (Deaths) per 1M

Active cases =  
Confirmed - Recovered - Deaths





## Per 1M in Region

	Today	Change
Active Cases	3,278	+0.4%
Confirmed	23 new	+1%
Deaths	8 new	+1%
Recovered	0 new	+0%

## Most Active Cases per 1M

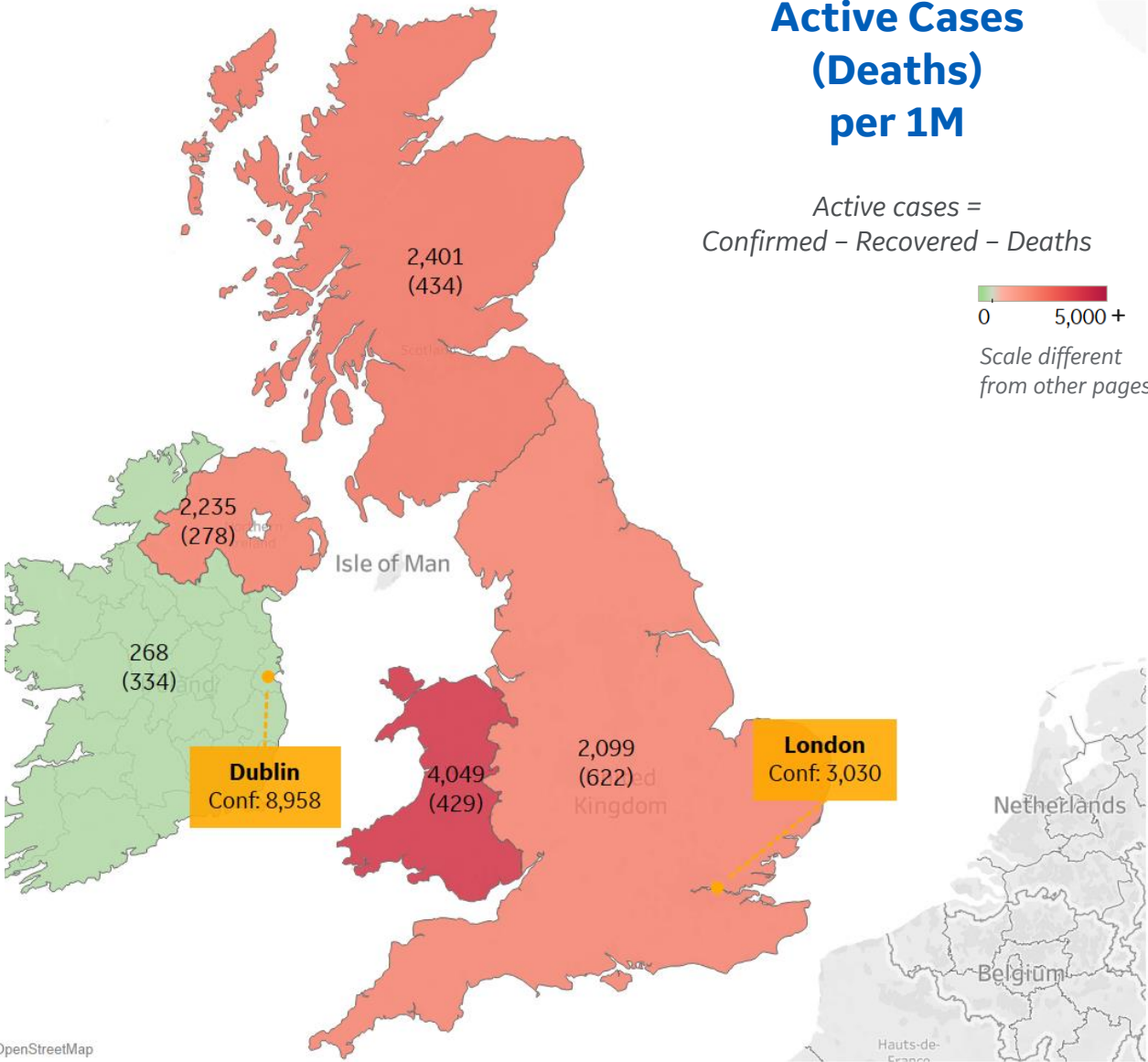
Wales	4,049
Scotland	2,401
Northern Ireland	2,235
England	2,099
Ireland	268

## Active Cases (Deaths) per 1M

Active cases =  
Confirmed – Recovered – Deaths

0 5,000 +

Scale different  
from other pages







## Per 1M in Region

	Today	Change
Active Cases	1,343	+2%
Confirmed	55 new	+2%
Deaths	3 new	+2%
Recovered	21 new	+2%

## Most Active Cases per 1M

Distrito Federal	453
Tabasco	347
Sinaloa	193
Yucatan	175
Quintana Roo	165
Tlaxcala	157
Aguascalientes	156
Baja California	152
Campeche	143
Hidalgo	142





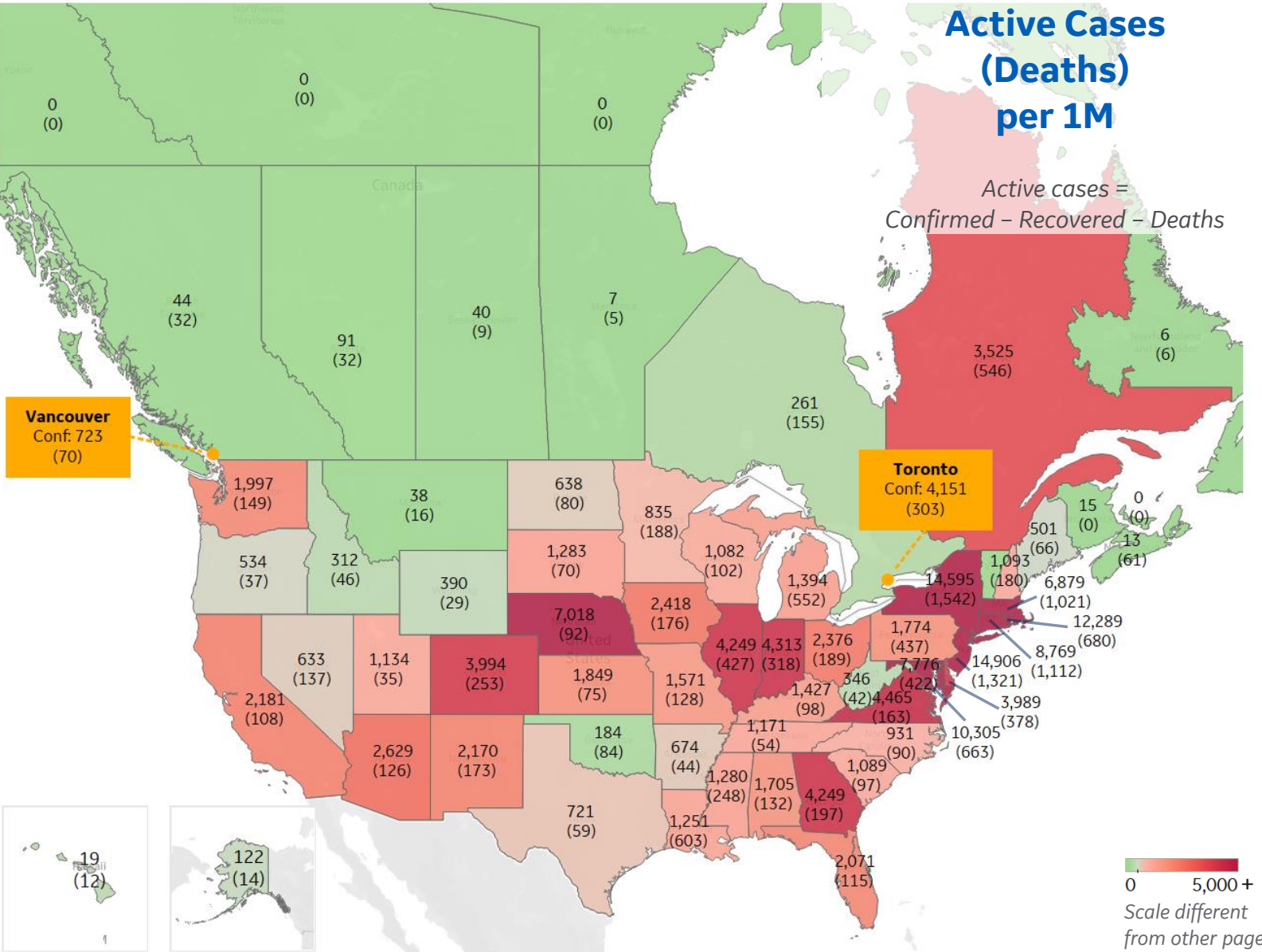
# US & Canada, Total to Date

## Per 1M in Region

	Today	Change
Active Cases	3,481	+1%
Confirmed	60 new	+1%
Deaths	2 new	+1%
Recovered	39 new	+3%

## Most Active Cases per 1M

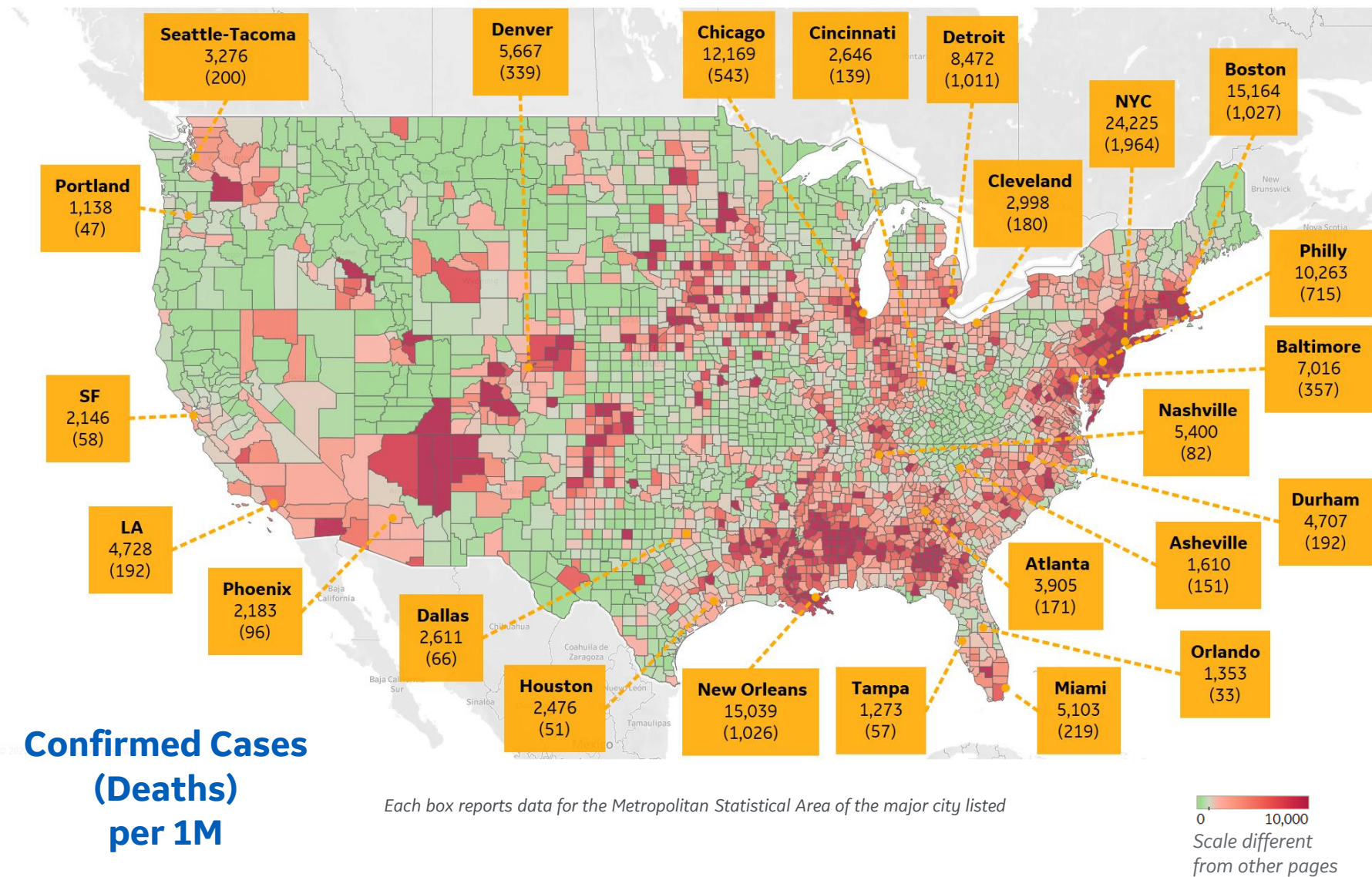
New Jersey	14,906
New York	14,595
Rhode Island	12,289
DC	10,305
Connecticut	8,769
Maryland	7,776
Nebraska	7,018
Massachusetts	6,879
Virginia	4,465
Indiana	4,313







# US by County & Metro, Total to Date



## Top 10 Northeast Counties

Total Confirmed Cases / 1M

Rockland County, NY	39,905
Westchester County, NY	34,157
Passaic County, NJ	31,476
Nassau County, NY	29,414
Hudson County, NJ	28,006
Union County, NJ	27,634
Orange County, NY	26,610
Suffolk County, NY	26,458
New York City*	23,877
Suffolk County, MA	21,791

## Top 10 Other US Counties

Total Confirmed Cases / 1M

Orleans Parish, LA	17,957
Jefferson Parish, LA	16,970
Prince George's County, MD	15,236
Cook County, IL	14,096
Yakima County, WA	11,935
District of Columbia, DC	11,650
Wayne County, MI	11,371
Lake County, IL	11,016
Kane County, IL	10,703
Prince William County, VA	10,200

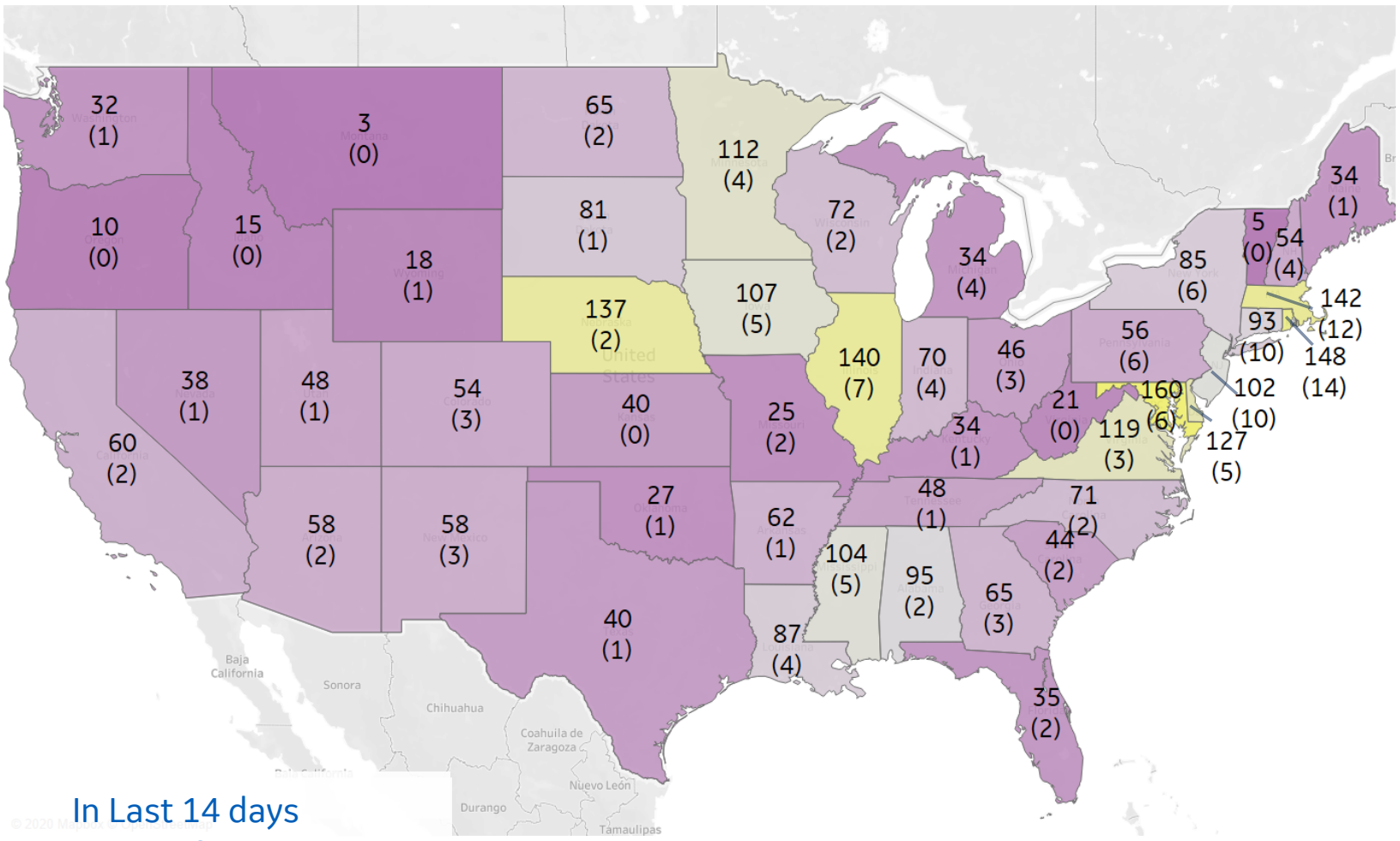
**Note:** Includes counties ≥ 250K population  
\* New York City counties aggregated into one reporting area



# US, New in Last 14 days

Updated 2 June 2020, 3:30 GMT

16



## Top 10 by New Confirmed

Avg New Confirmed Cases / 1M

District of Columbia	161
Maryland	160
Rhode Island	148
Massachusetts	142
Illinois	140
Nebraska	137
Delaware	127
Virginia	119
Minnesota	112
Iowa	107

## Top 10 by New Deaths

Avg New Deaths / 1M

Rhode Island	14
Massachusetts	12
Connecticut	10
New Jersey	10
District of Columbia	8
Illinois	7
Maryland	6
New York	6
Pennsylvania	6
Delaware	5

In Last 14 days  
**Avg New Confirmed Cases**  
**(Avg New Deaths)**  
**per 1M**



Scale different  
from other pages





## Per 1M in Region

	Today	Change
Active Cases	1,007	+3%
Confirmed	53 new	+3%
Deaths	2 new	+2%
Recovered	20 new	+3%

## Most Active Cases per 1M

Chile	3,092
Peru	2,939
Brazil	1,343
Panama	922
Ecuador	915
Bolivia	775
Dom. Rep.	569
Honduras	464
Colombia	394
Argentina	251

\* Excludes regions with population < 1M





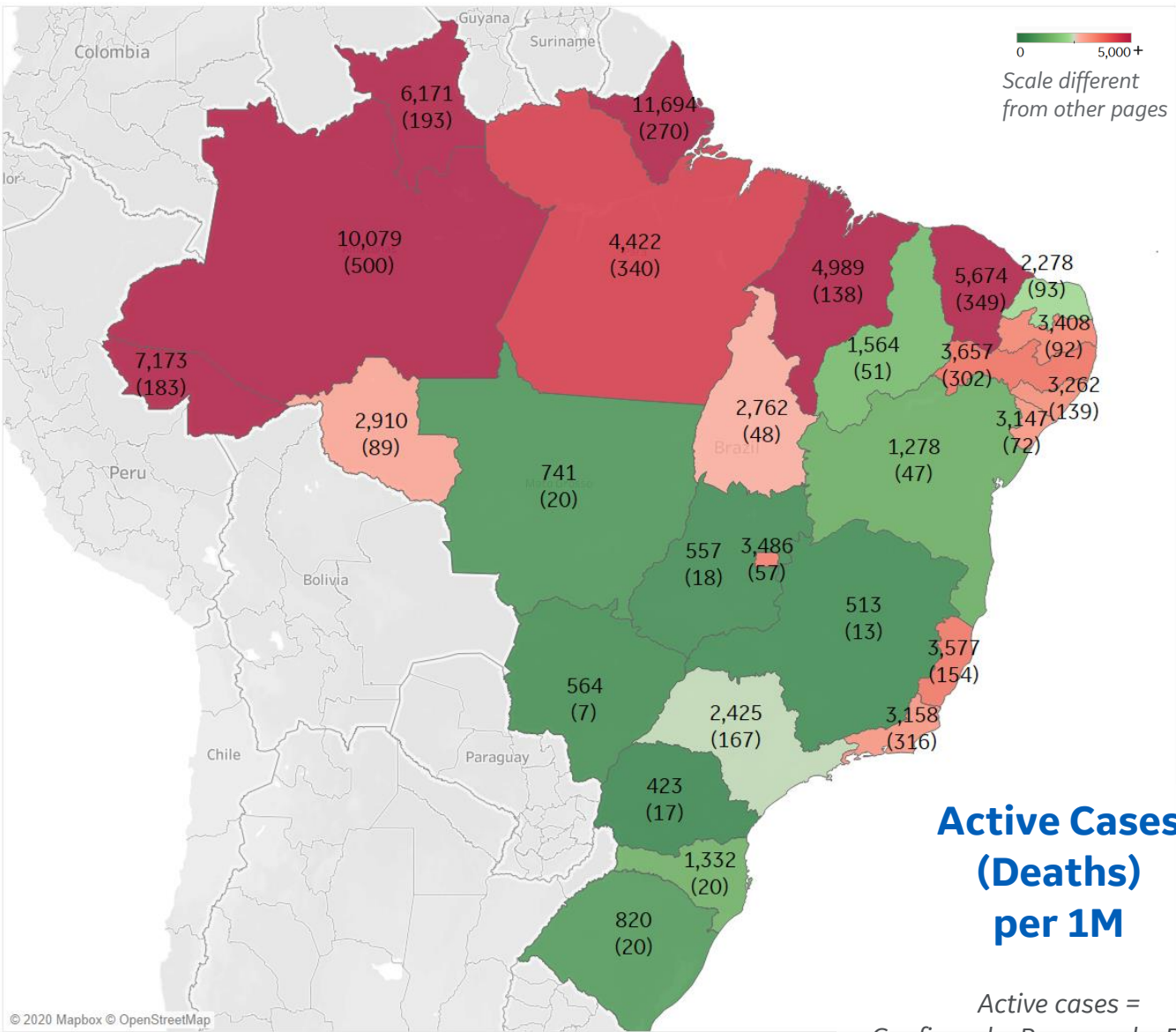
## Per 1M in Region

	Today	Change
Active Cases	1,343	+2%
Confirmed	55 new	+2%
Deaths	3 new	+2%
Recovered	21 new	+2%

## Most Active Cases per 1M

Amazonas	10,079
Ceará	5,530
Maranhão	4,989
Pará	4,422
Pernambuco	3,652
Espírito Santo	3,501
Distrito Federal	3,486
Paraíba	3,408
Alagoas	3,247
Rio de Janeiro	3,158

\* Excludes regions with population < 1M





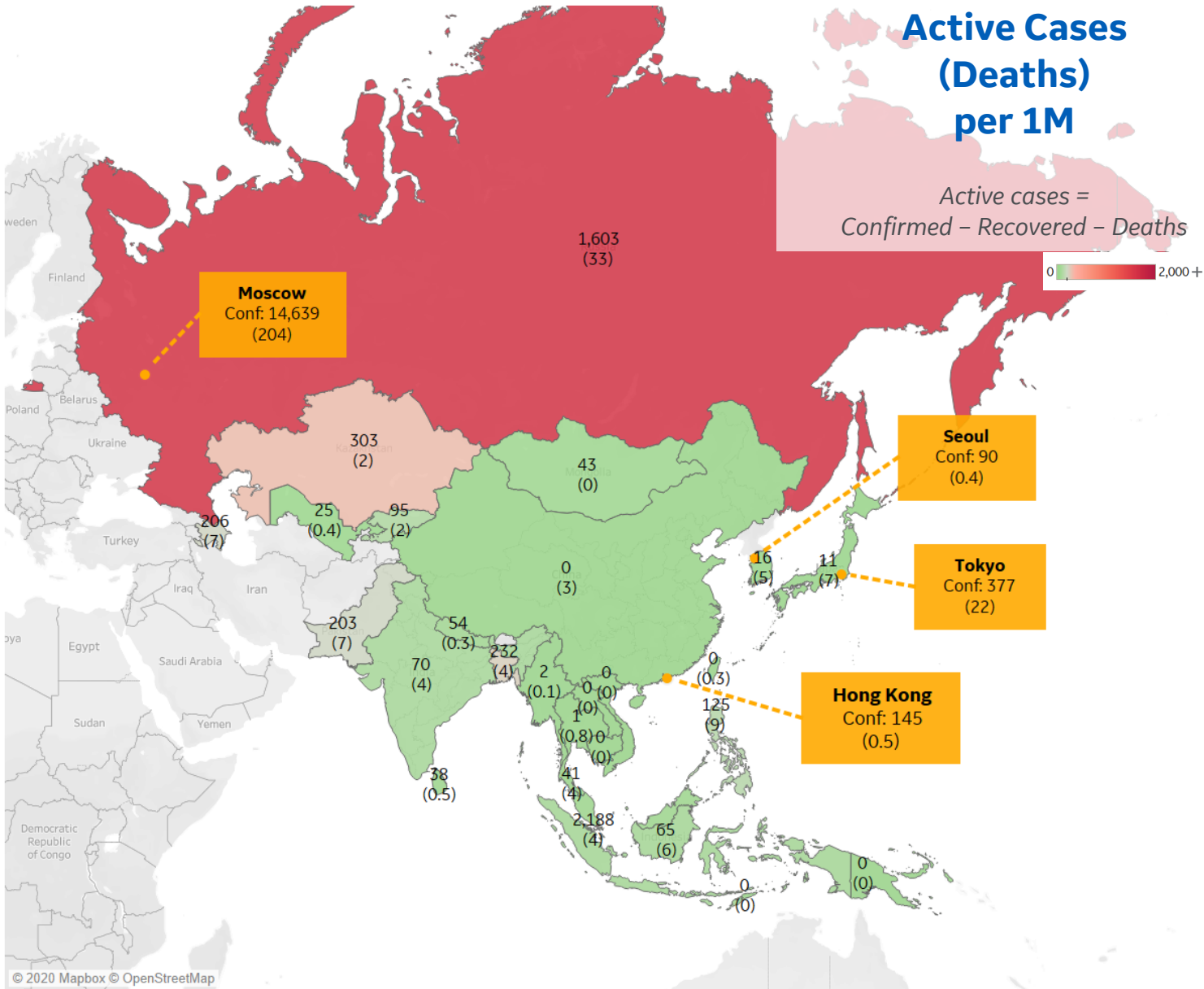
## Per 1M in Region

	Today	Change
Active Cases	109	+3%
Confirmed	6 new	+3%
Deaths	0.1 new	+2%
Recovered	2 new	+2%

## Most Active Cases per 1M

Singapore	2,188
Russia	1,603
Kazakhstan	303
Bangladesh	232
Azerbaijan	206
Pakistan	203
Philippines	125
Kyrgyzstan	95
India	70
Indonesia	65

\* Excludes regions with population < 1M





## Per 1M in Region

	Today	Change
Active Cases	16	+2%
Confirmed	1 new	+0.2%
Deaths	0 new	+0%
Recovered	0 new	+0%

## Most Active Cases per 1M

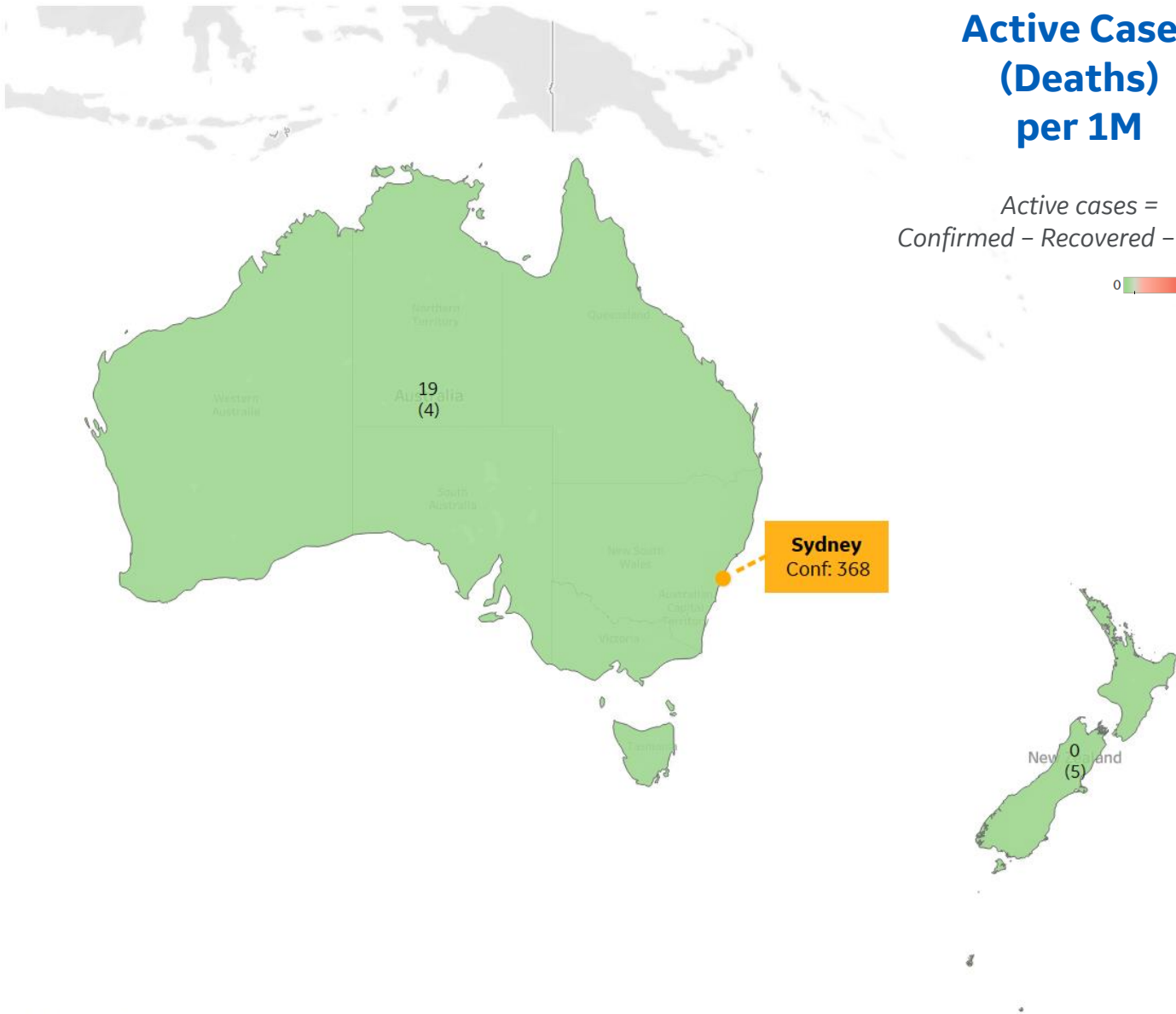
Australia	19
New Zealand	0

\* Excludes regions with population < 1M

## Active Cases (Deaths) per 1M

Active cases =  
Confirmed - Recovered - Deaths

0 2,000 +





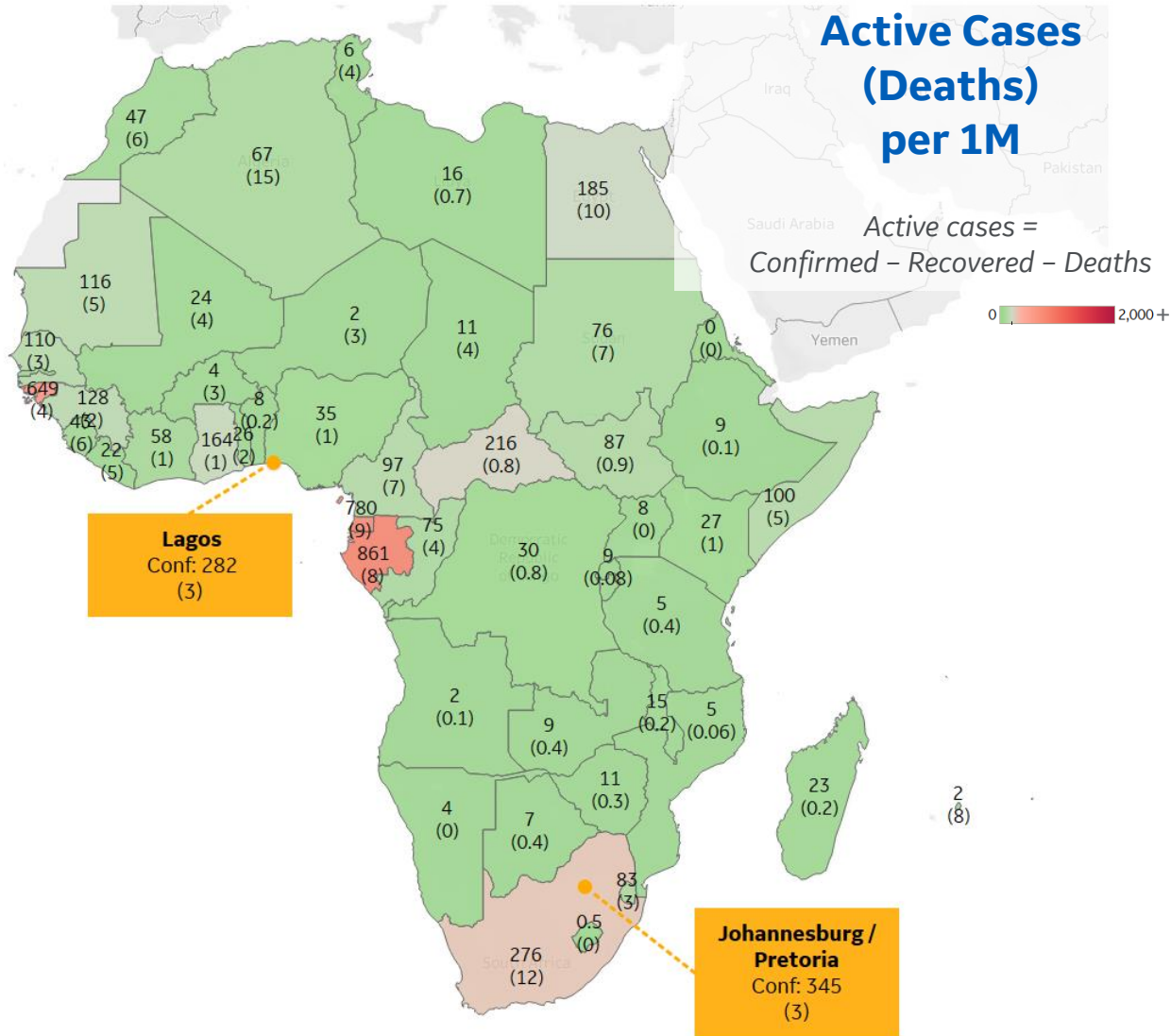
## Per 1M in Region

	Today	Change
Active Cases	63	+4%
Confirmed	4 new	+4%
Deaths	0.1 new	+3%
Recovered	2 new	+4%

## Most Active Cases per 1M

Gabon	861
Eq. Guinea	780
Guinea-Bissau	649
South Africa	276
Central African R..	216
Egypt	185
Ghana	164
Guinea	128
Mauritania	116
Senegal	110

\* Excludes regions with population < 1M







# Sources



*\*\* Per 1M = Per 1 Million Population unless otherwise noted*

**Johns Hopkins Coronavirus Resource Center:**

<https://coronavirus.jhu.edu/map.html>

**Worldometer Coronavirus Reporting:**

<https://www.worldometers.info/coronavirus/>

**Public Health England:**

<https://www.gov.uk/government/publications/covid-19-track-coronavirus-cases>

**US Department of Homeland Security, Homeland Infrastructure Foundation-Level Data:**

<https://hifld-geoplatform.opendata.arcgis.com/datasets/hospitals>

**City of New York, NYC Health:**

<https://www1.nyc.gov/site/doh/covid/covid-19-data.page>

**Chicago Coronavirus Latest Data:**

<https://www.chicago.gov/city/en/sites/covid-19/home/latest-data.html>

**National Health Commission of the PRC:**

<http://www.nhc.gov.cn/xcs/yqtb/202003/bf66696029ba420098164607240074f8.shtml>

**Korean Centers for Disease Control and Prevention:**

[http://www.cdc.go.kr/cdc\\_eng/](http://www.cdc.go.kr/cdc_eng/)

**CDC, Severe Outcomes Among Patients with Coronavirus Disease 2019 (COVID-19):**

<https://www.cdc.gov/mmwr/volumes/69/wr/mm6912e2.htm>

**COVID-19 Information for Switzerland:**

<https://www.corona-data.ch/>

**WHO Europe, Surveillance Report:**

<http://www.euro.who.int/en/health-topics/health-emergencies/coronavirus-covid-19/weekly-surveillance-report>

**WHO Europe, Principles for Transition:**

<http://www.euro.who.int/en/media-centre/sections/statements/2020/statement-transition-to-a-new-normal-during-the-covid-19-pandemic-must-be-guided-by-public-health-principles>

**UK Office for National Statistics**

<https://www.ons.gov.uk/peoplepopulationandcommunity/birthsdeathsandmarriages/deaths/bulletins/deathsregisteredweeklyinenglandandwalesprovisional/weekending24april2020>

**Public Health Authority of Sweden:**

<https://www.folkhalsomyndigheten.se/smittskydd-beredskap/utbrott/aktuella-utbrott/covid-19/bekraftade-fall-i-sverige>

**National Public Health Agency of France:**

<https://www.santepubliquefrance.fr/regions/ile-de-france/documents/bulletin-regional/2020/covid-19-point-epidemiologique-en-ile-de-france-du-23-avril-2020>

**Italian Department of Civil Protection, COVID Monitoring:**

<http://opendatadpc.maps.arcgis.com/apps/opsdashboard/index.html#/b0c68bce2cce478eaac82fe38d4138b1>

**The COVID Tracking Project:**

<https://covidtracking.com/data/>

**CIA World Factbook:**

<https://www.cia.gov/library/publications/resources/the-world-factbook/>

**Italian Ministry of Health:**

<http://www.salute.gov.it/portale/nuovocoronavirus/dettaglioContenutiNuovoCoronavirus.jsp?lingua=italiano&id=5351&area=nuovoCoronavirus&menu=vuoto>

**New South Wales Government:**

<https://www.health.nsw.gov.au/Infectious/diseases/Pages/covid-19-latest.aspx>

**Provincial Health Services Authority of Canada, BC Center for Disease Control:**

<http://www.bccdc.ca/about/news-stories/stories/2020/information-on-novel-coronavirus>

**Coronavirus Cases in Japan by Prefecture, Nippon Communications Foundation:**

<https://www.nippon.com/en/japan-data/h00657/coronavirus-cases-in-japan-by-prefecture.html>

**Coordination Center for Health Emergencies, Spain:**

[https://www.msbs.gob.es/profesionales/saludPublica/ccayes/alertasActual/nCov-China/documentos/Actualizacion\\_78\\_COVID-19.pdf](https://www.msbs.gob.es/profesionales/saludPublica/ccayes/alertasActual/nCov-China/documentos/Actualizacion_78_COVID-19.pdf)

**CDC, National Vital Statistics Reports:**

[https://www.cdc.gov/nchs/data/nvsr/nvsr68/nvsr68\\_06-508.pdf](https://www.cdc.gov/nchs/data/nvsr/nvsr68/nvsr68_06-508.pdf)

**Secretary of Health, Mexico:**

<https://www.gob.mx/salud/en>

**OECD Economic Outlooks, Statistics:**

[https://www.oecd-ilibrary.org/economics/data/oecd-economic-outlook-statistics-and-projections\\_eo-data-en](https://www.oecd-ilibrary.org/economics/data/oecd-economic-outlook-statistics-and-projections_eo-data-en)

**Oxford Stringency Index**

<https://www.bsg.ox.ac.uk/research/research-projects/coronavirus-government-response-tracker>

**Reopening Feature Sources:**

**Canada**

<https://www.canada.ca/en/public-health/services/diseases/2019-novel-coronavirus-infection/latest-travel-health-advice.html>

**Brazil**

<https://www.npr.org/sections/coronavirus-live-updates/2020/05/29/864736407/as-brazils-covid-19-cases-continue-to-climb-some-areas-prepare-to-ease-restrict>

**Netherlands:**

<https://www.dutchnews.nl/news/2020/05/coronavirus-in-the-netherlands-what-changes-in-june/>

<https://nltimes.nl/2020/06/01/mouth-masks-compulsory-public-transit-today>

<https://nltimes.nl/2020/06/01/coronavirus-testing-opens-everyone-netherlands-symptoms>

**France, Spain, Italy, Portugal, Turkey, Japan:**

<https://www.theguardian.com/world/2020/may/28/global-report-france-eases-coronavirus-travel-restrictions>

<https://triblive.com/news/world-coronavirus-update-dutch-italy-museums-reopen-japan-tests-for-antibodies/>