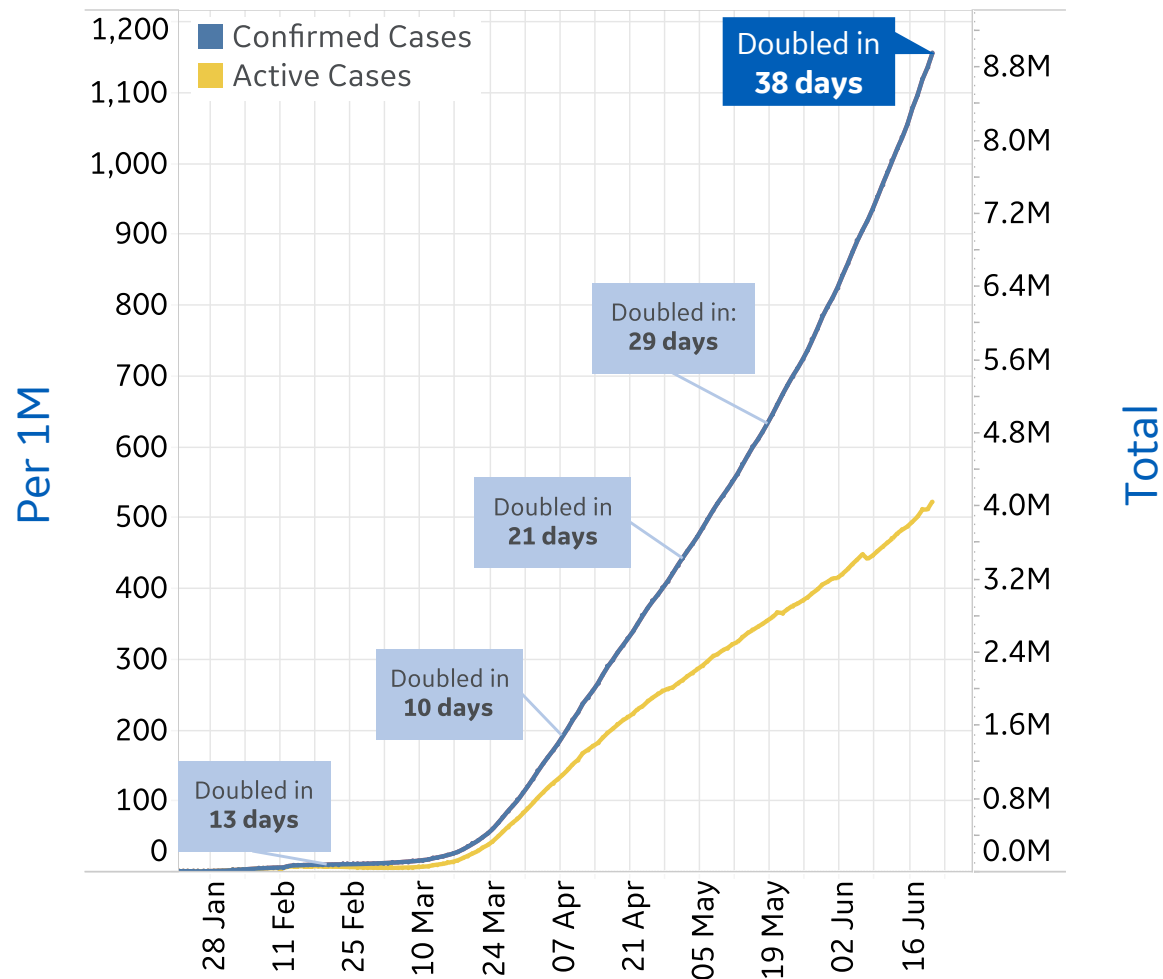




Global Confirmed & Active Cases

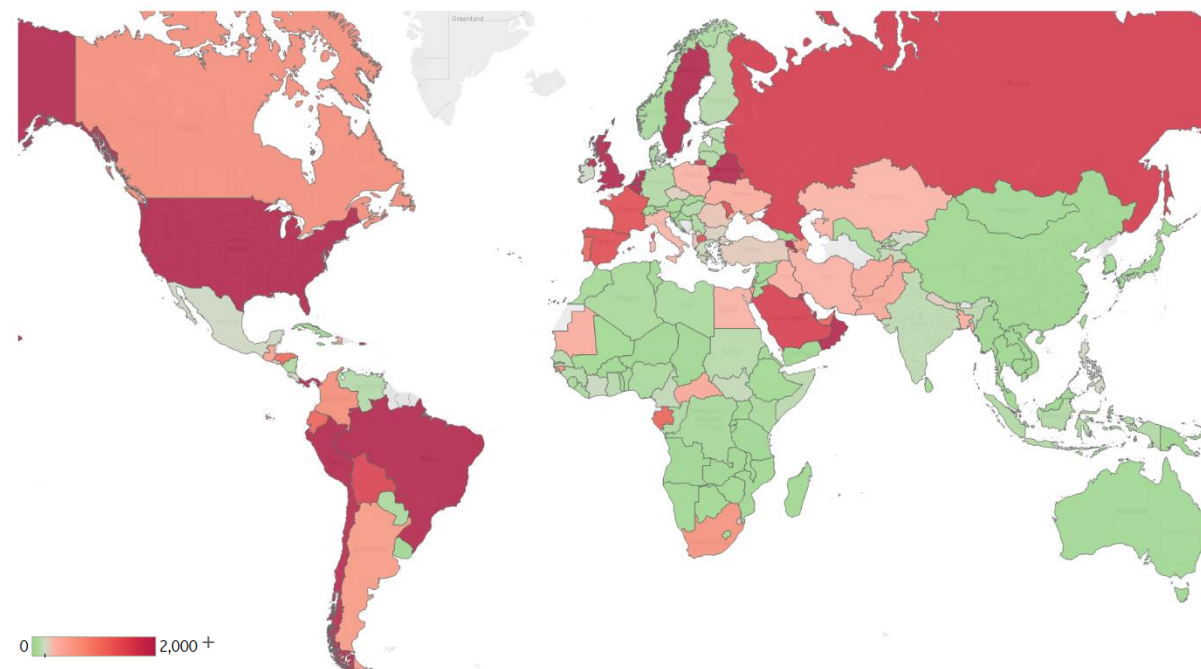


Trend since 22 Jan

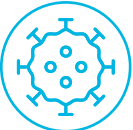


Today per 1M

Active cases = Confirmed - Recovered - Deaths



Per 1M:	Today	Change
Active Today	523	+2%
Active	12 new	+2%
Confirmed	21 new	+2%
Deaths	0.5 new	+1%
Recovered	9 new	+2%



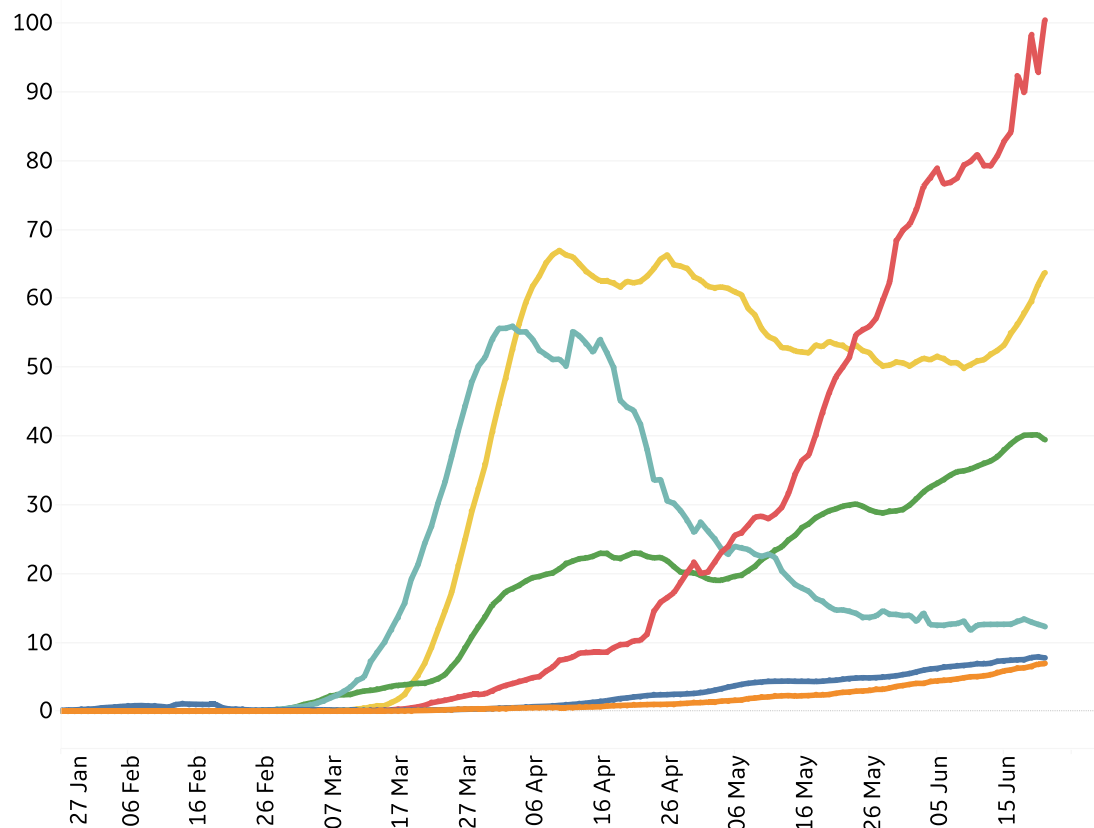
New Confirmed Cases & New Deaths



Key **North America** **Europe** **Middle East** **Central/South America** **Asia** **Africa**

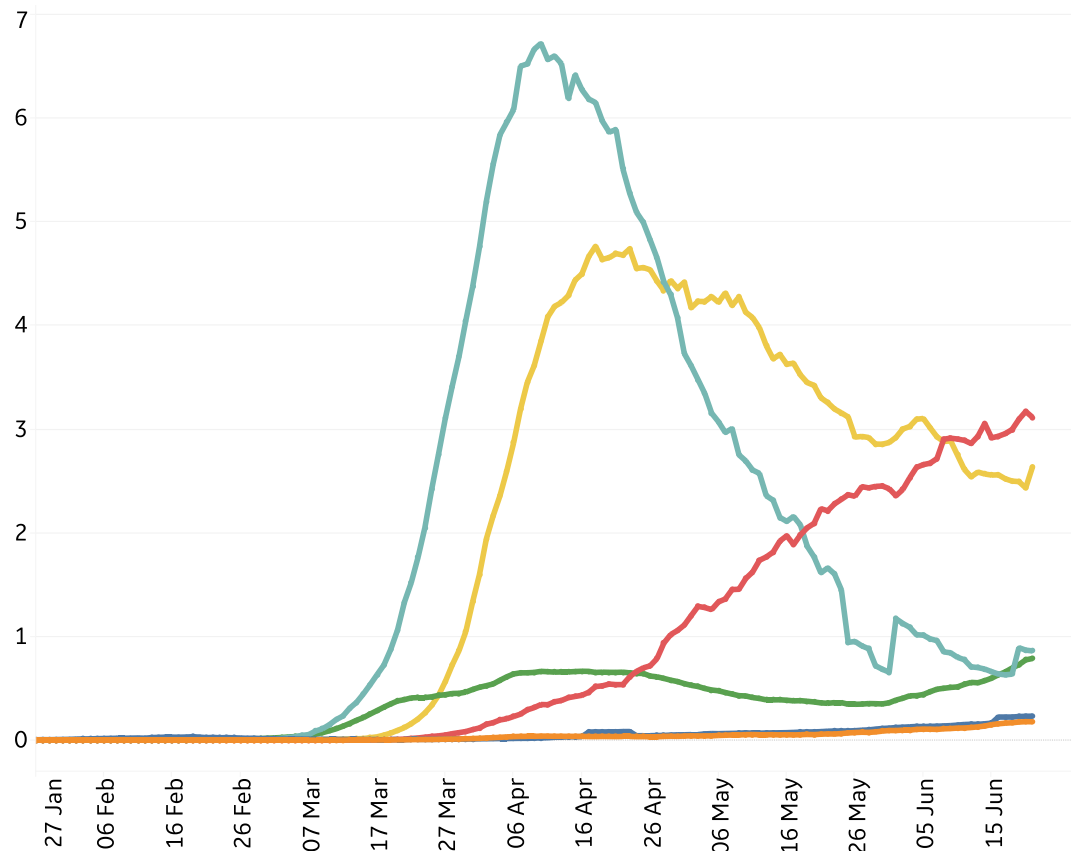
New Confirmed Cases / 1M

7-day rolling average



New Deaths / 1M

7-day rolling average





Top 50 Countries: Per 1M



1 - 25

	Active Today	Today			Total since 22 Jan		
		Confirmed	Deaths	Recovered	Total Confirmed	Total Deaths	Total Recovered
Qatar	6,578	306	1	540	30,325	34	23,713
Sweden	5,049	0	0	0	5,549	500	0
US	4,646	75	1	15	6,888	362	1,880
UK	3,856	18	1	0	4,505	629	19
Armenia	3,684	189	6	50	6,840	118	3,038
Bahrain	3,104	254	2	369	12,791	37	9,649
Peru	3,079	0	0	-32	7,623	238	4,306
Belgium	2,941	0	0	0	5,225	837	1,447
Oman	2,700	177	1	151	5,771	26	3,045
Panama	2,589	187	2	0	6,033	116	3,328
Netherlands	2,539	5	0	0	2,906	357	11
Belarus	2,169	60	0	97	6,191	37	3,986
Brazil	2,092	237	3	54	5,097	238	2,767
Chile	1,952	293	10	207	12,678	234	10,492
Kuwait	1,893	118	2	120	9,284	76	7,315
Russia	1,622	53	1	35	4,001	56	2,324
Saudi Arabia	1,586	97	1	64	4,527	36	2,905
Bolivia	1,556	75	3	31	2,089	66	467
Moldova	1,445	61	2	37	3,520	117	1,957
Spain	1,445	7	0	0	5,267	606	3,216
France	1,423	4	0	1	3,018	454	1,141
North Macedo..	1,412	48	2	10	2,451	114	924
UAE	1,234	40	0	66	4,542	31	3,277
Singapore	1,218	45	0	123	7,195	4	5,973
Ecuador	1,214	52	4	30	2,870	239	1,416

26 - 50

	Active Today	Today			Total since 22 Jan		
		Confirmed	Deaths	Recovered	Total Confirmed	Total Deaths	Total Recovered
Portugal	1,199	29	0	46	3,838	150	2,489
Gabon	1,188	0	0	0	1,989	15	786
Honduras	1,122	47	1	2	1,289	37	131
Dom. Rep.	1,003	83	1	16	2,459	61	1,395
EU	808	6	0	4	2,773	296	1,669
Eq. Guinea	796	0	0	0	1,186	23	367
Canada	778	8	0	11	2,731	225	1,729
Colombia	768	106	4	67	1,353	46	539
South Africa	738	78	1	21	1,641	33	870
Guinea-Bissau	697	0	0	0	783	9	78
Argentina	643	35	0	12	947	22	282
Azerbaijan	570	48	1	28	1,255	15	671
Guatemala	553	22	1	8	734	30	151
Israel	552	17	0	12	2,401	35	1,813
Afghanistan	501	11	0	12	741	15	225
Pakistan	480	20	0	16	820	16	323
Central Africa..	479	25	1	11	581	5	98
Mauritania	443	37	1	24	642	24	174
Ukraine	441	17	0	2	854	23	390
Haiti	435	0	0	0	445	8	2
Bangladesh	399	21	0	7	682	9	274
Iraq	394	41	2	18	767	27	346
Iran	378	28	1	27	2,440	115	1,948
Egypt	374	14	1	4	540	21	144
Total World	523	21	0	9	1,156	60	573

Several countries are revising and updating case counts

Confirmed cases in **Saudi Arabia** increased 24% in the last 7 days

Top 50 countries selected by Active Cases / 1M
Excluded countries with population < 1M



Top 50 Countries: Raw Volume



1 - 25

	Active Cases	Today			Total since 22 Jan		
		Confirmed	Deaths	Recovered	Total Confirmed	Total Deaths	Total Recovered
US	1,537,777	24,760	250	4,673	2,279,879	119,969	622,133
Brazil	444,632	50,428	615	11,339	1,083,341	50,591	588,118
EU	359,874	2,618	59	1,907	1,234,856	131,934	743,048
UK	261,767	1,223	43	0	305,803	42,717	1,319
Russia	236,636	7,717	109	5,118	583,879	8,101	339,142
Pakistan	106,040	4,471	89	3,566	181,088	3,590	71,458
Peru	101,510	0	0	-1,050	251,338	7,861	141,967
France	92,869	284	7	60	197,008	29,643	74,496
Spain	67,573	334	1	0	246,272	28,323	150,376
Bangladesh	65,765	3,531	39	1,084	112,306	1,464	45,077
Saudi Arabia	55,215	3,379	37	2,213	157,612	1,267	101,130
Sweden	50,990	0	0	0	56,043	5,053	0
Netherlands	43,506	91	1	0	49,801	6,109	186
South Africa	43,764	4,621	53	1,282	97,302	1,930	51,608
Colombia	39,071	5,382	205	3,377	68,836	2,353	27,412
Egypt	38,304	1,475	87	409	55,233	2,193	14,736
Chile	37,307	5,607	184	3,960	242,355	4,479	200,569
Belgium	34,083	0	0	0	60,550	9,696	16,771
Iran	31,738	2,368	116	2,207	204,952	9,623	163,591
Canada	29,347	316	16	423	103,078	8,482	65,249
Argentina	29,046	1,581	19	522	42,785	1,011	12,728
Ecuador	21,426	909	67	545	50,640	4,223	24,991
Belarus	20,493	569	3	917	58,505	346	37,666
Afghanistan	19,488	409	12	472	28,833	581	8,764
Ukraine	19,271	746	8	104	37,361	1,012	17,078

26 - 50

	Active Cases	Today			Total since 22 Jan		
		Confirmed	Deaths	Recovered	Total Confirmed	Total Deaths	Total Recovered
Qatar	18,952	881	4	1,556	87,369	98	68,319
Bolivia	18,161	876	33	368	24,388	773	5,454
Iraq	15,833	1,646	87	724	30,868	1,100	13,935
Oman	13,788	905	3	772	29,471	131	15,552
Portugal	12,227	292	2	470	39,133	1,530	25,376
UAE	12,208	392	1	661	44,925	302	32,415
Panama	11,170	808	8	0	26,030	501	14,359
Honduras	11,113	463	5	18	12,769	363	1,293
Armenia	10,916	560	18	148	20,268	350	9,002
Dom. Rep.	10,877	899	7	181	26,677	662	15,138
Guatemala	9,903	390	17	153	13,145	531	2,711
Kuwait	8,084	505	7	514	39,650	326	31,240
Singapore	7,127	262	0	718	42,095	26	34,942
Moldova	5,831	247	9	151	14,200	473	7,896
Azerbaijan	5,776	491	6	283	12,729	154	6,799
Bahrain	5,282	433	3	629	21,764	63	16,419
Haiti	4,965	0	0	0	5,077	88	24
Israel	4,778	145	1	108	20,778	306	15,694
North Macedo..	2,942	101	5	22	5,106	238	1,926
Gabon	2,644	0	0	0	4,428	34	1,750
Central Africa..	2,313	122	4	52	2,808	23	472
Mauritania	2,062	171	3	115	2,984	111	811
Guinea-Bissau	1,371	0	0	0	1,541	17	153
Eq. Guinea	1,117	0	0	0	1,664	32	515
Total World	4,049,469	160,634	3,866	68,696	8,952,428	468,331	4,434,628

Several countries are revising and updating case counts

Reported deaths in **Mexico** increased 27% since 14 June

Top 50 countries selected by Active Cases / 1M
Excluded countries with population < 1M

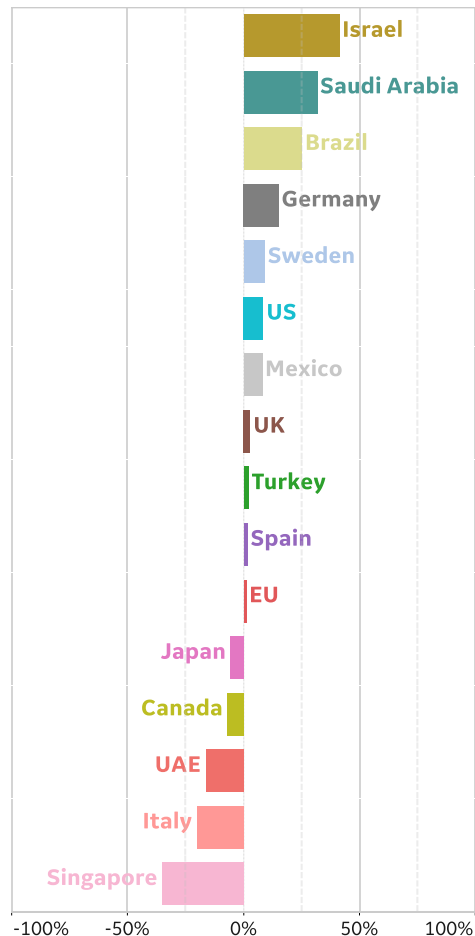


% Change in Case Volume in Select Countries

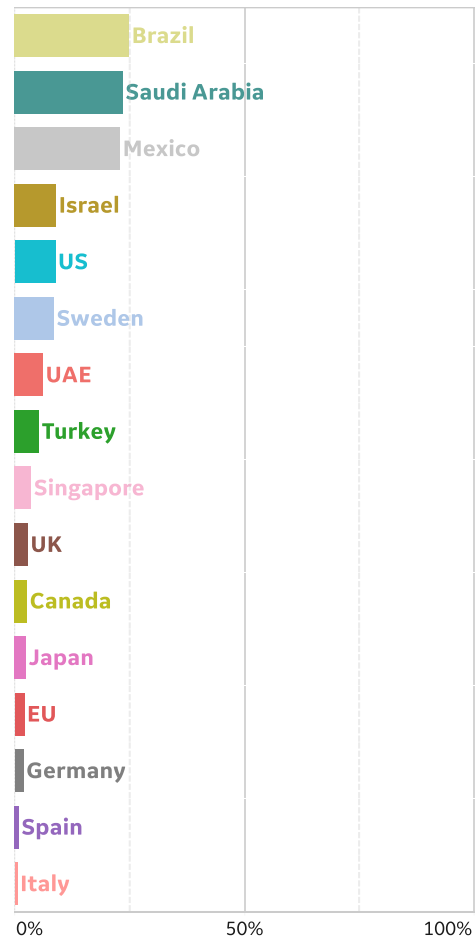


Over Previous 7 days

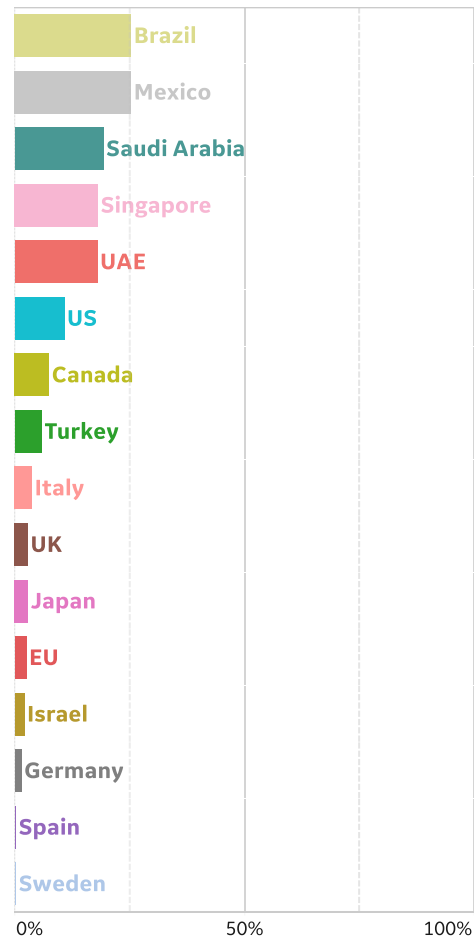
Active Cases



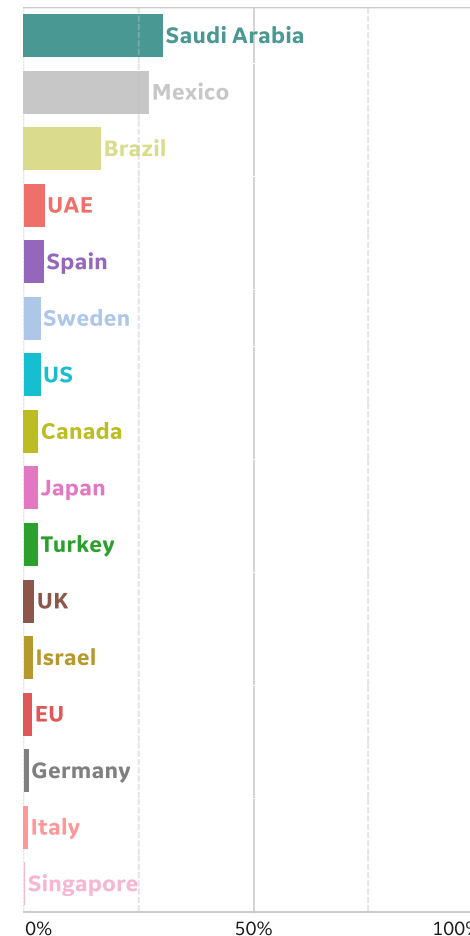
Confirmed Cases



Reported Recoveries



Reported Deaths





Feature: Arizona



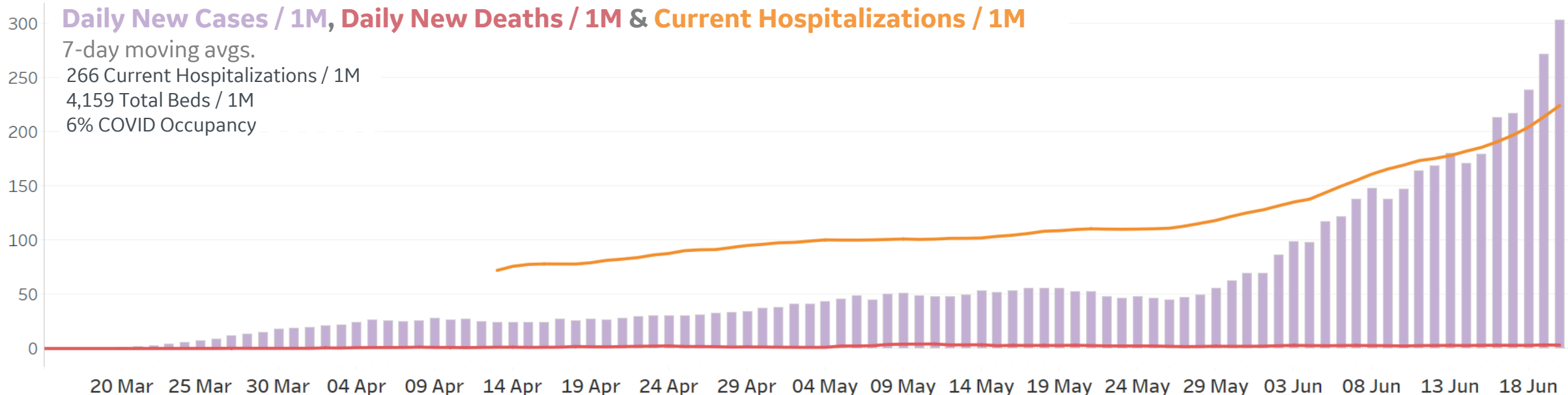
Daily New Cases / 1M, Daily New Deaths / 1M & Current Hospitalizations / 1M

7-day moving avgs.

266 Current Hospitalizations / 1M

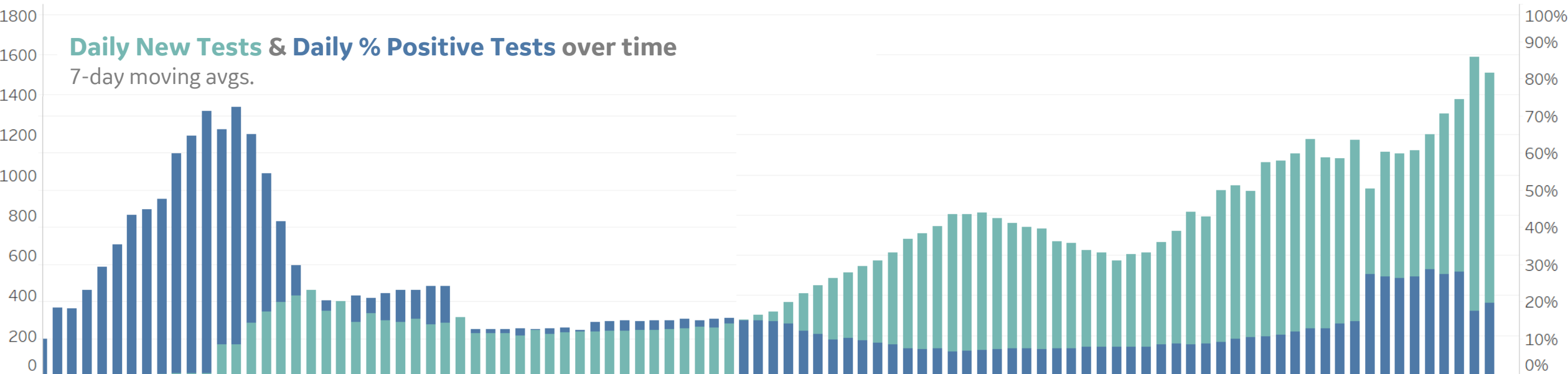
4,159 Total Beds / 1M

6% COVID Occupancy



Daily New Tests & Daily % Positive Tests over time

7-day moving avgs.



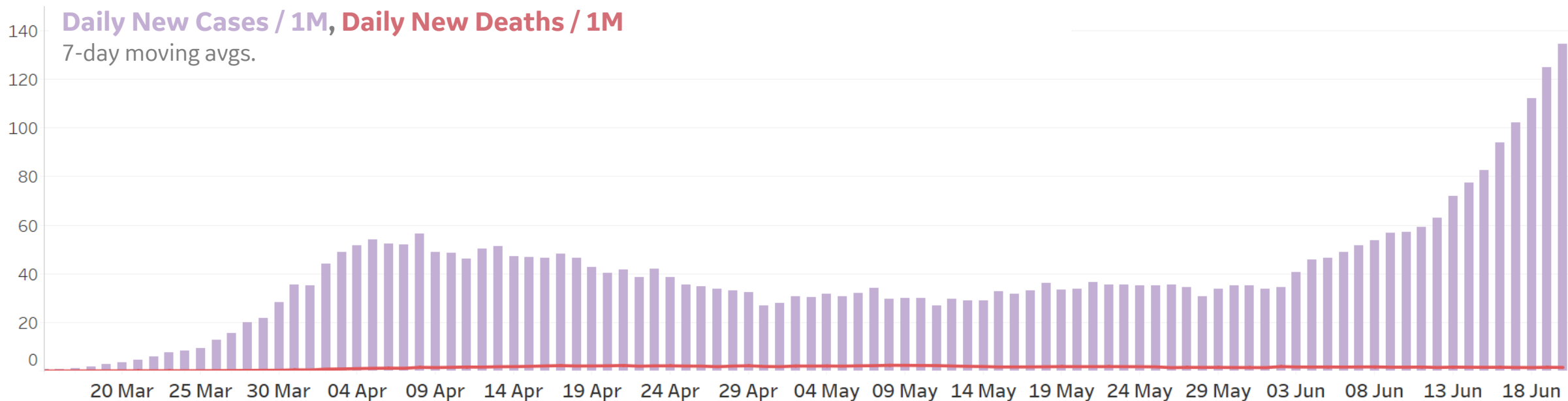


Feature: Florida



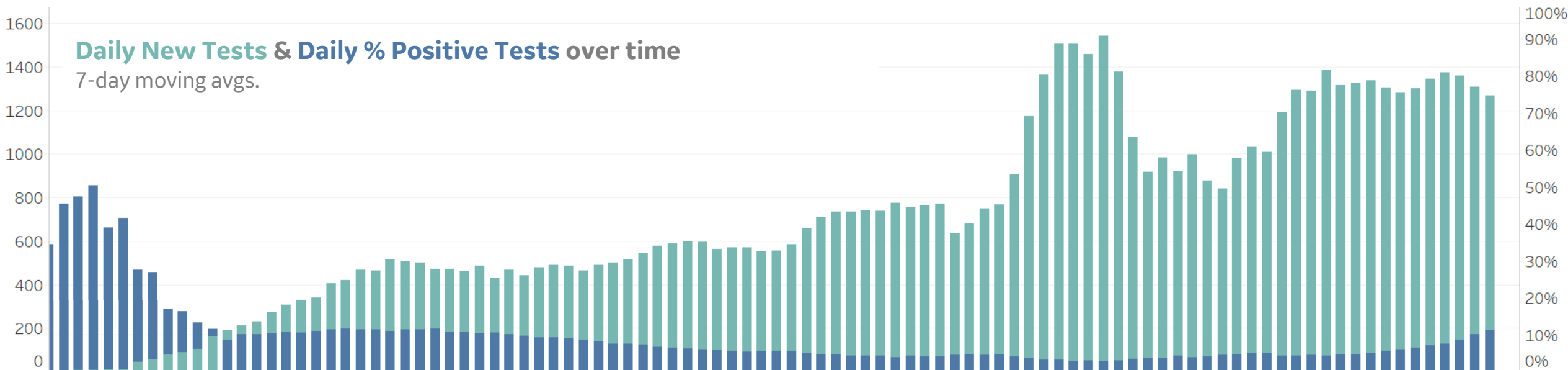
Daily New Cases / 1M, Daily New Deaths / 1M

7-day moving avgs.



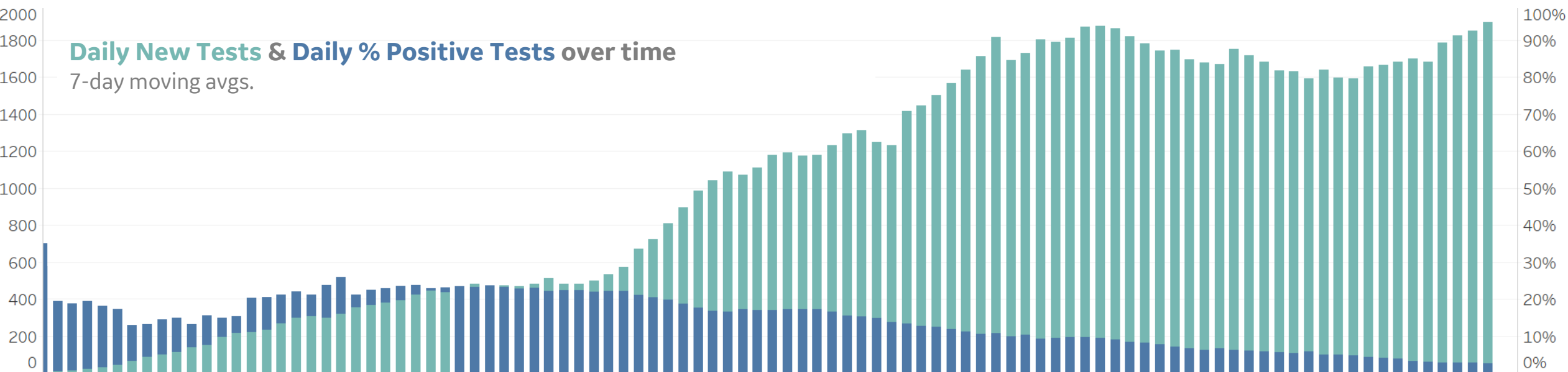
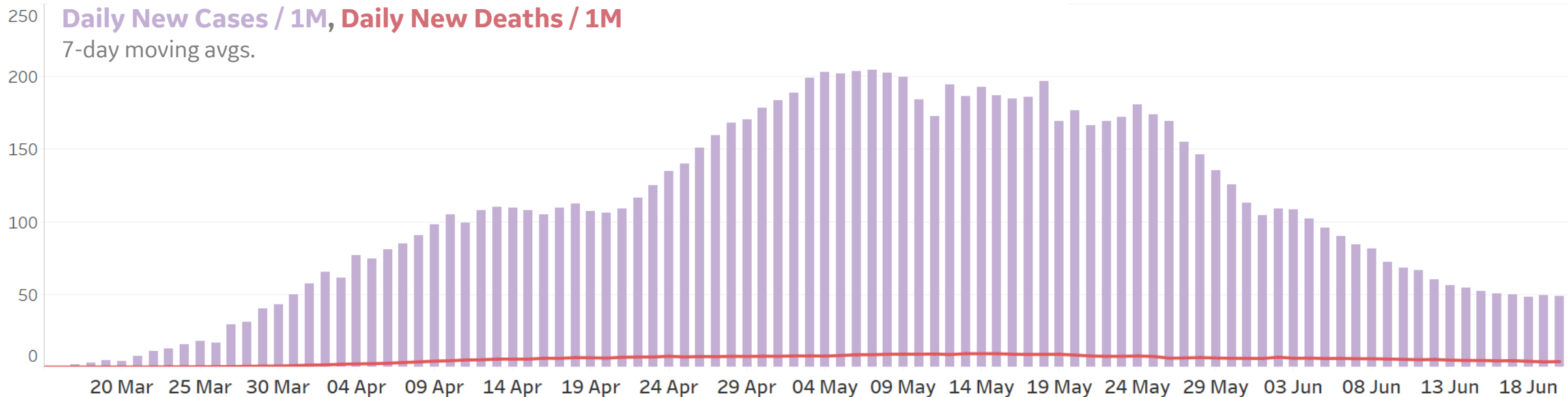
Daily New Tests & Daily % Positive Tests over time

7-day moving avgs.



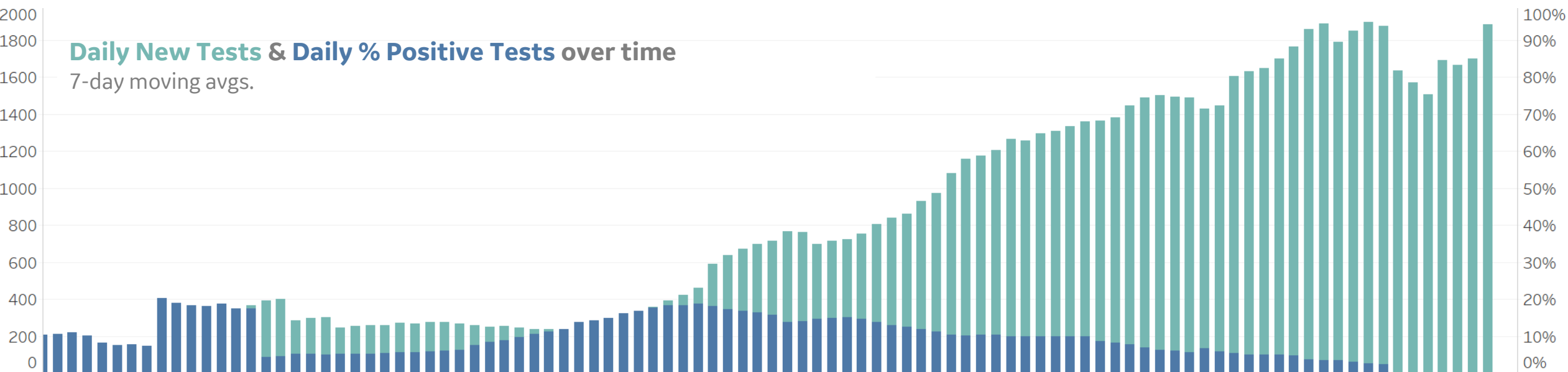
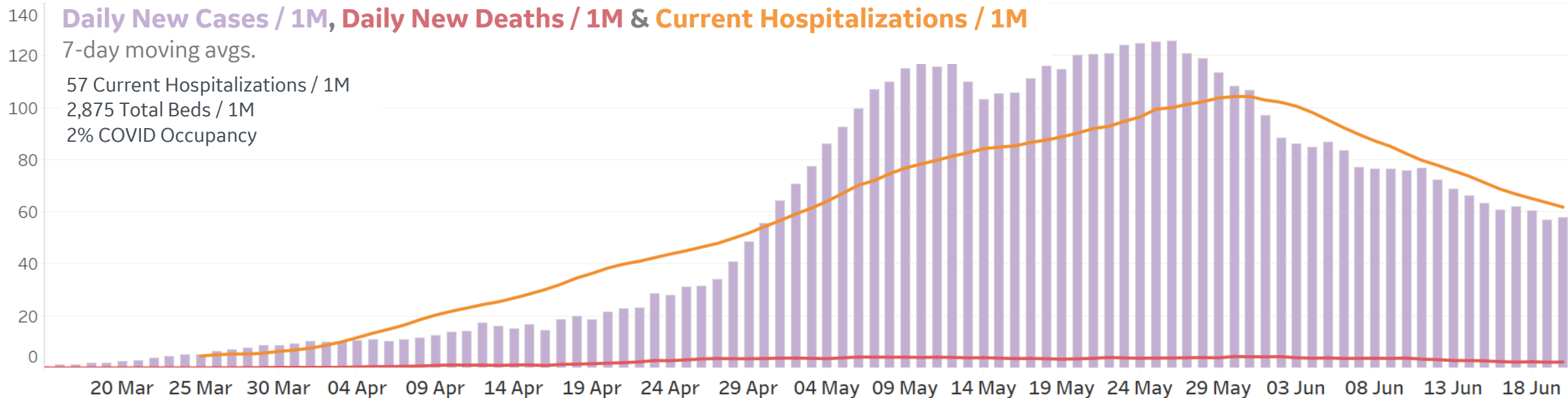


Feature: Illinois



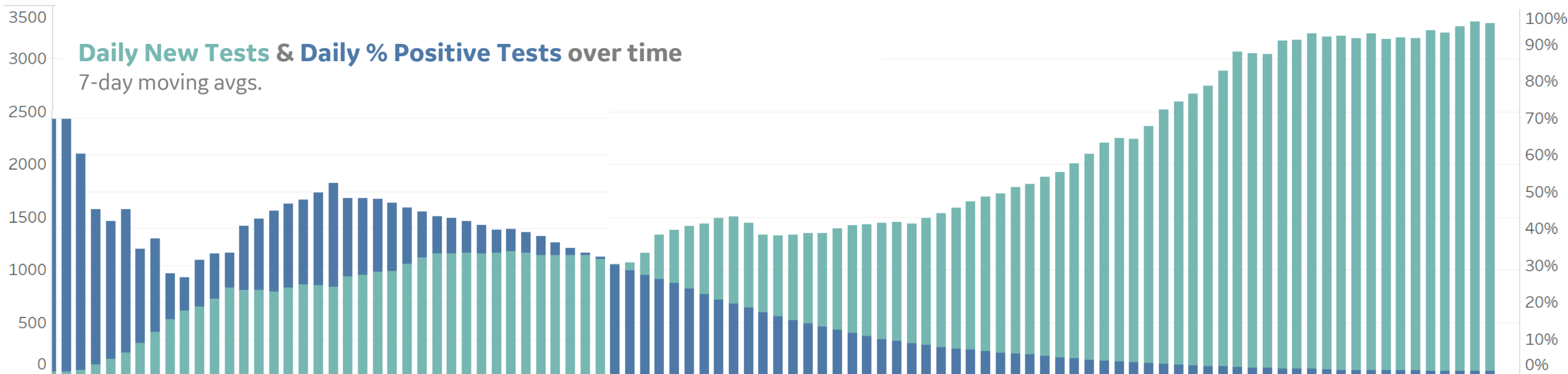
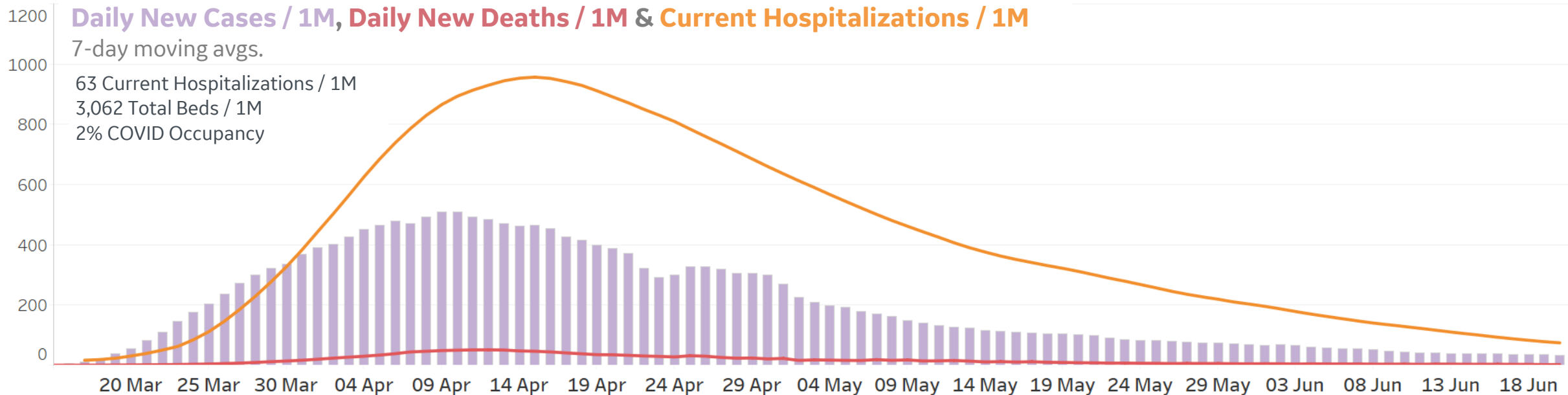


Feature: Minnesota





Feature: New York





Feature: North Carolina



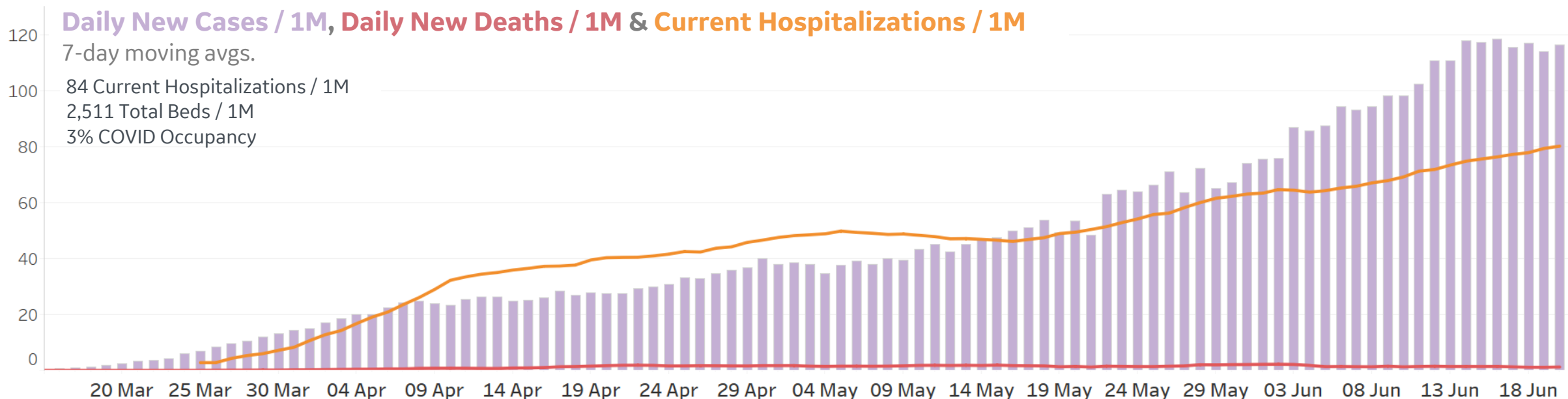
Daily New Cases / 1M, Daily New Deaths / 1M & Current Hospitalizations / 1M

7-day moving avgs.

84 Current Hospitalizations / 1M

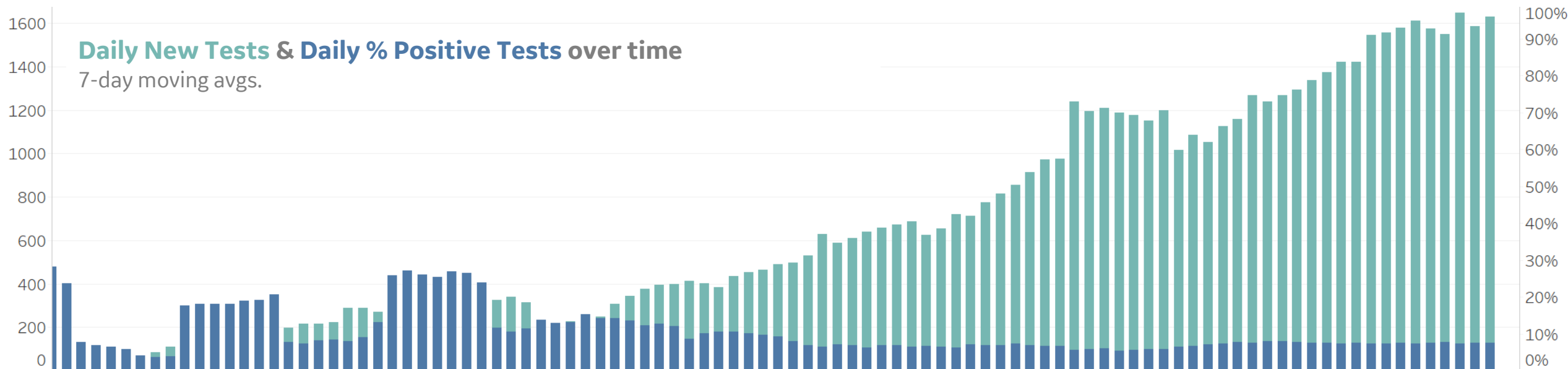
2,511 Total Beds / 1M

3% COVID Occupancy



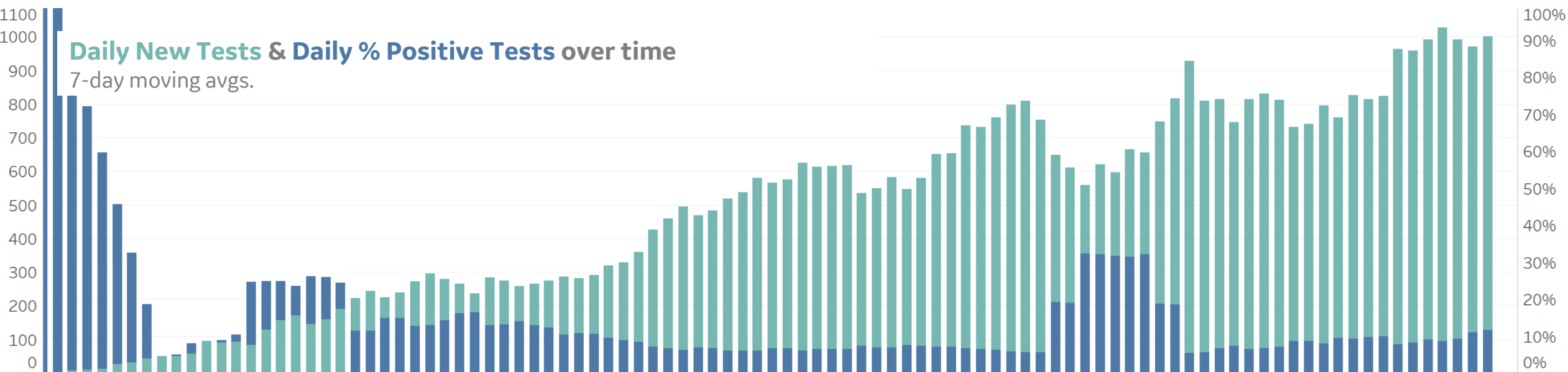
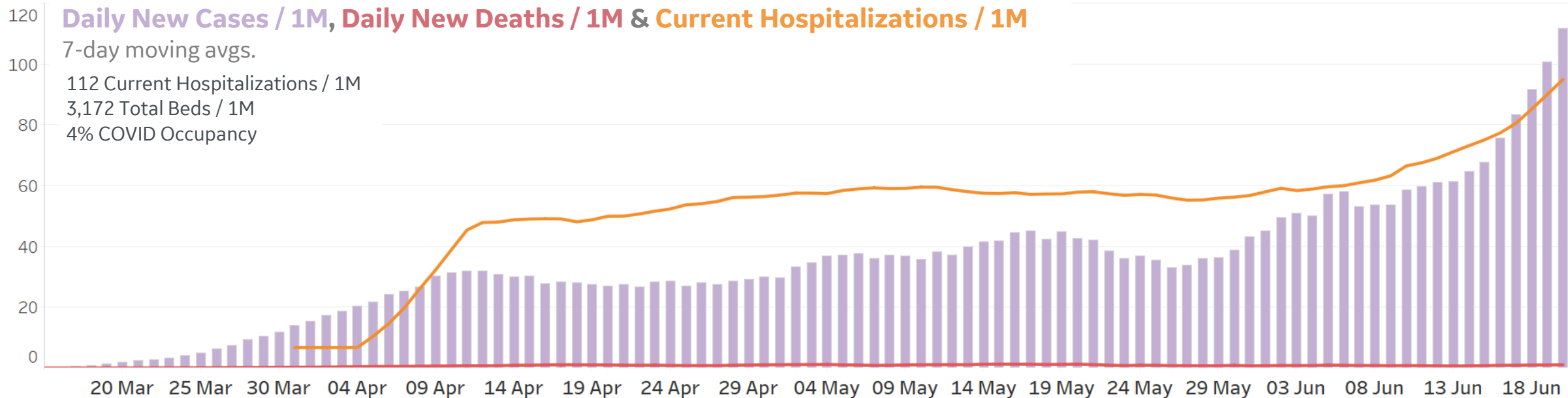
Daily New Tests & Daily % Positive Tests over time

7-day moving avgs.





Feature: Texas





Feature: Washington



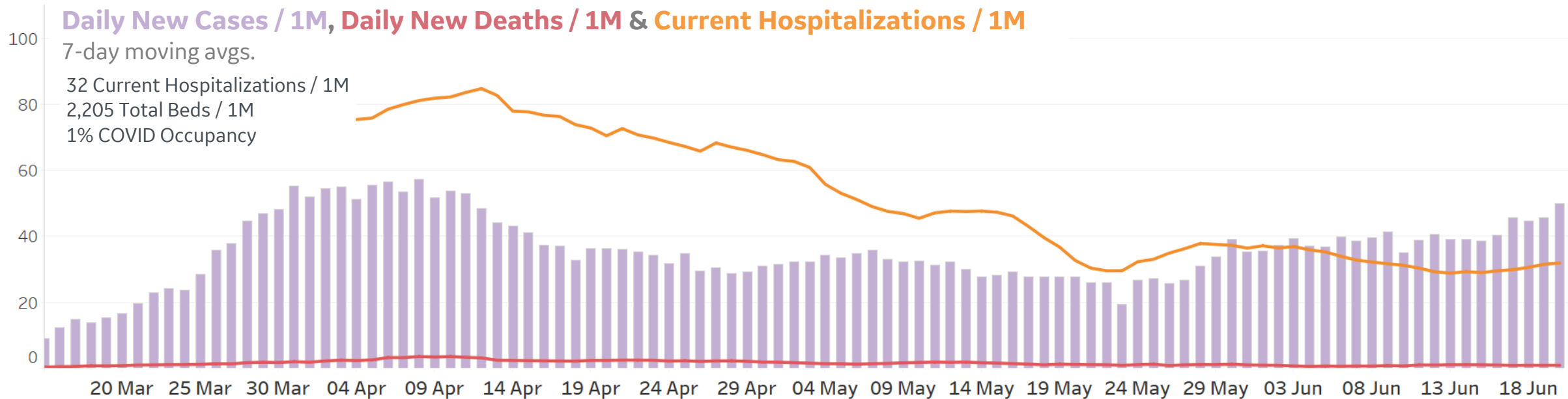
Daily New Cases / 1M, Daily New Deaths / 1M & Current Hospitalizations / 1M

7-day moving avgs.

32 Current Hospitalizations / 1M

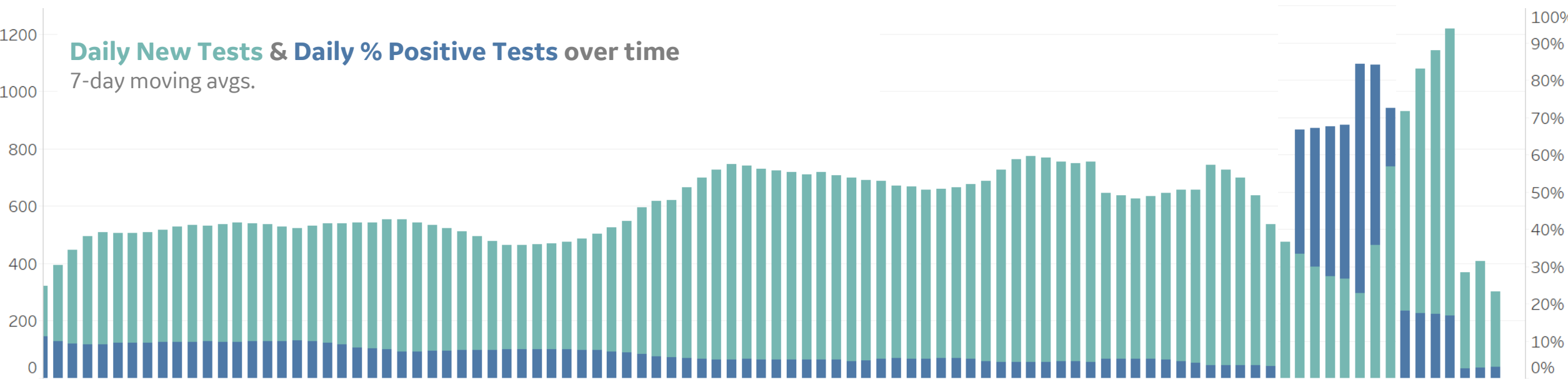
2,205 Total Beds / 1M

1% COVID Occupancy



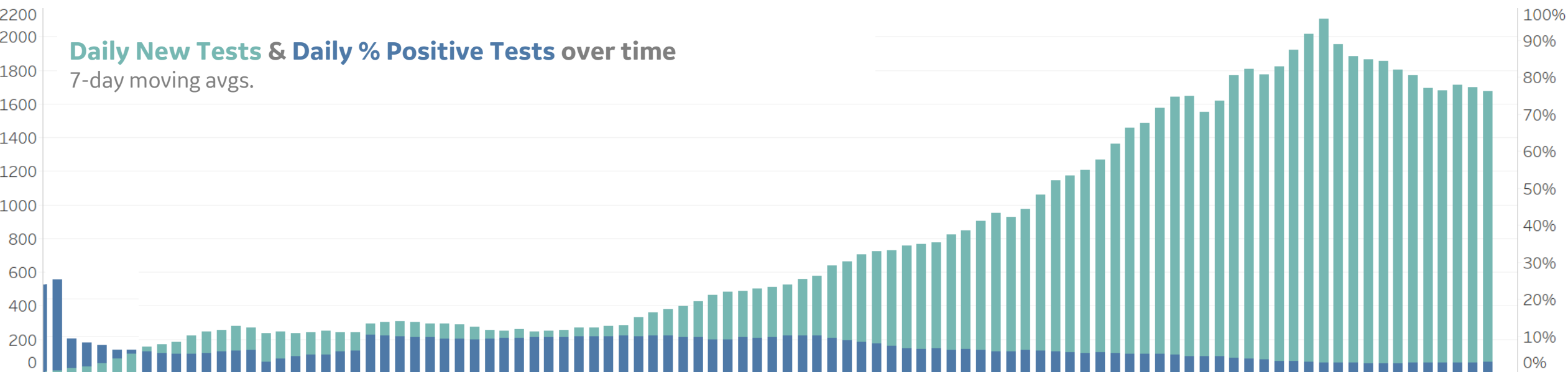
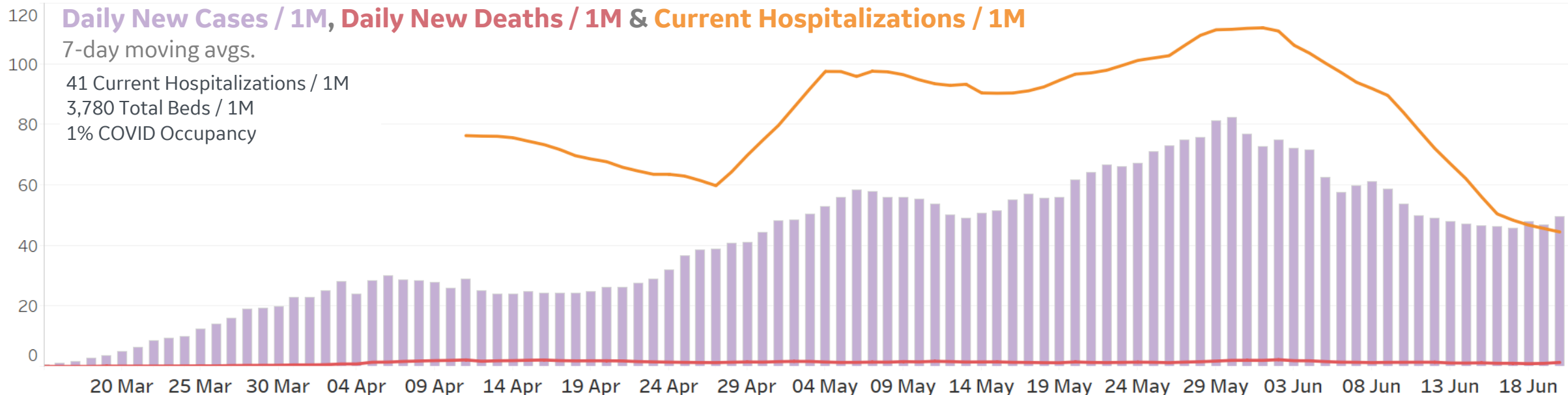
Daily New Tests & Daily % Positive Tests over time

7-day moving avgs.





Feature: Wisconsin





Per 1M in Region

	Today	Change
Active Cases	3,608	+0.5%
Confirmed	17 new	+0.4%
Deaths	1 new	+0.1%
Recovered	0 new	+0%

Most Active Cases per 1M

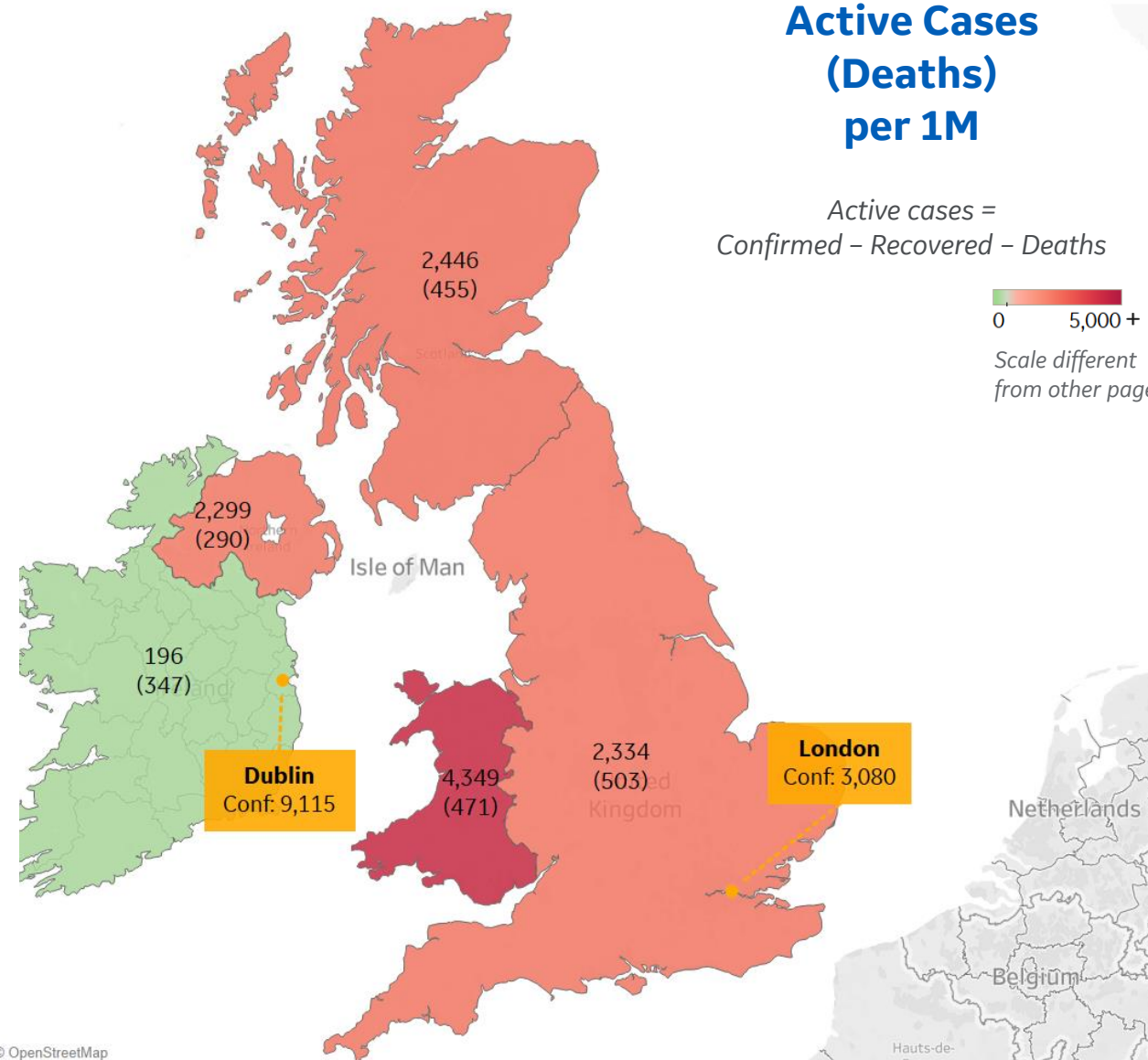
Wales	4,349
Scotland	2,446
England	2,334
Northern Ireland	2,299
Ireland	196

Active Cases (Deaths) per 1M

Active cases =
Confirmed - Recovered - Deaths

0 5,000+

Scale different
from other pages





Per 1M in Region

	Today	Change
Active Cases	188	+3%
Confirmed	41 new	+3%
Deaths	8 new	+5%
Recovered	28 new	+3%

Most Active Cases per 1M

Tabasco	478
Distrito Federal	475
Baja California Sur	309
Yucatan	300
Aguascalientes	289
Quintana Roo	283
Tamaulipas	273
Nayarit	267
Puebla	260
Campeche	236



0.0 450
Scale different from other pages

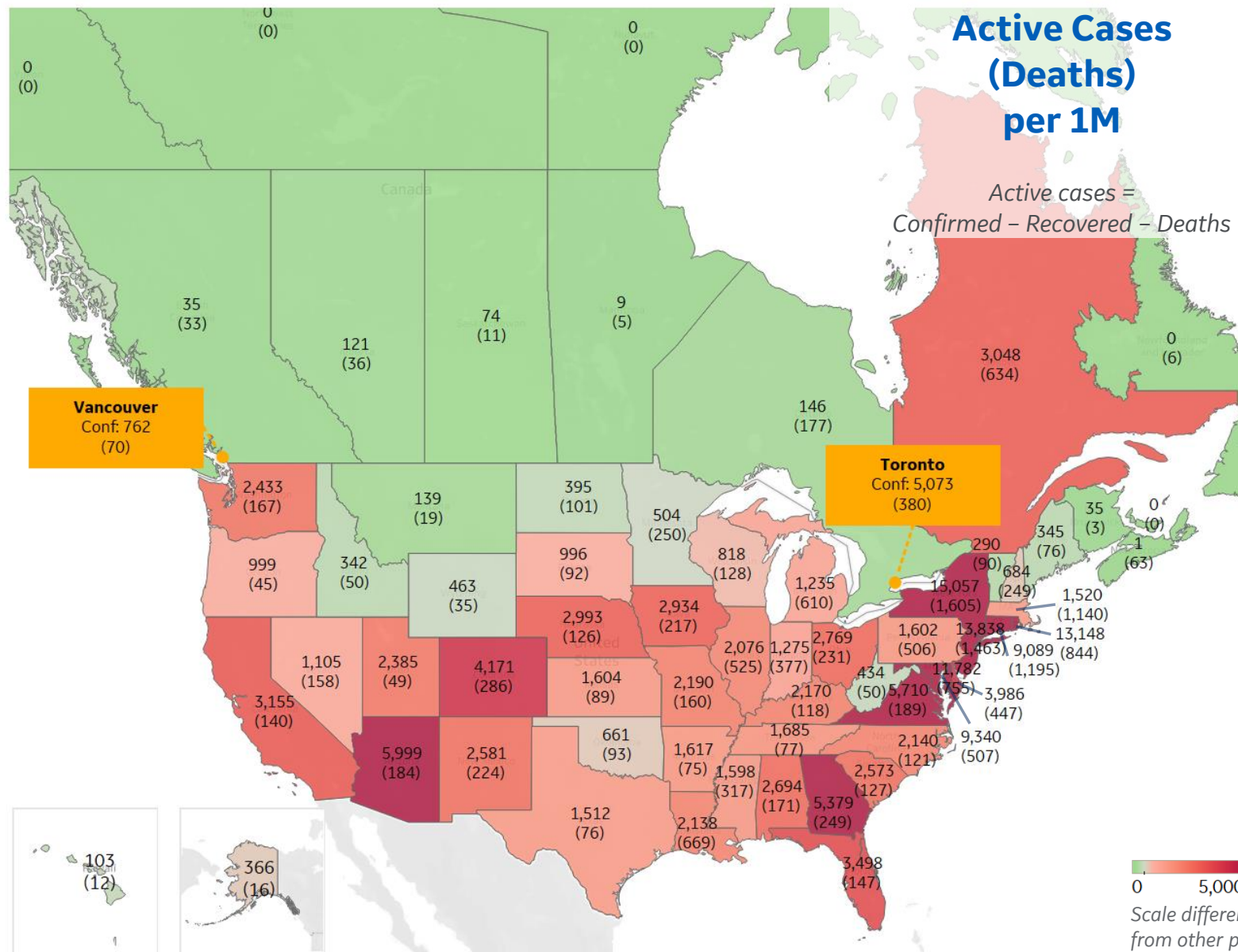


Per 1M in Region

	Today	Change
Active Cases	4,250	+1%
Confirmed	68 new	+1%
Deaths	1 new	+0%
Recovered	14 new	+1%

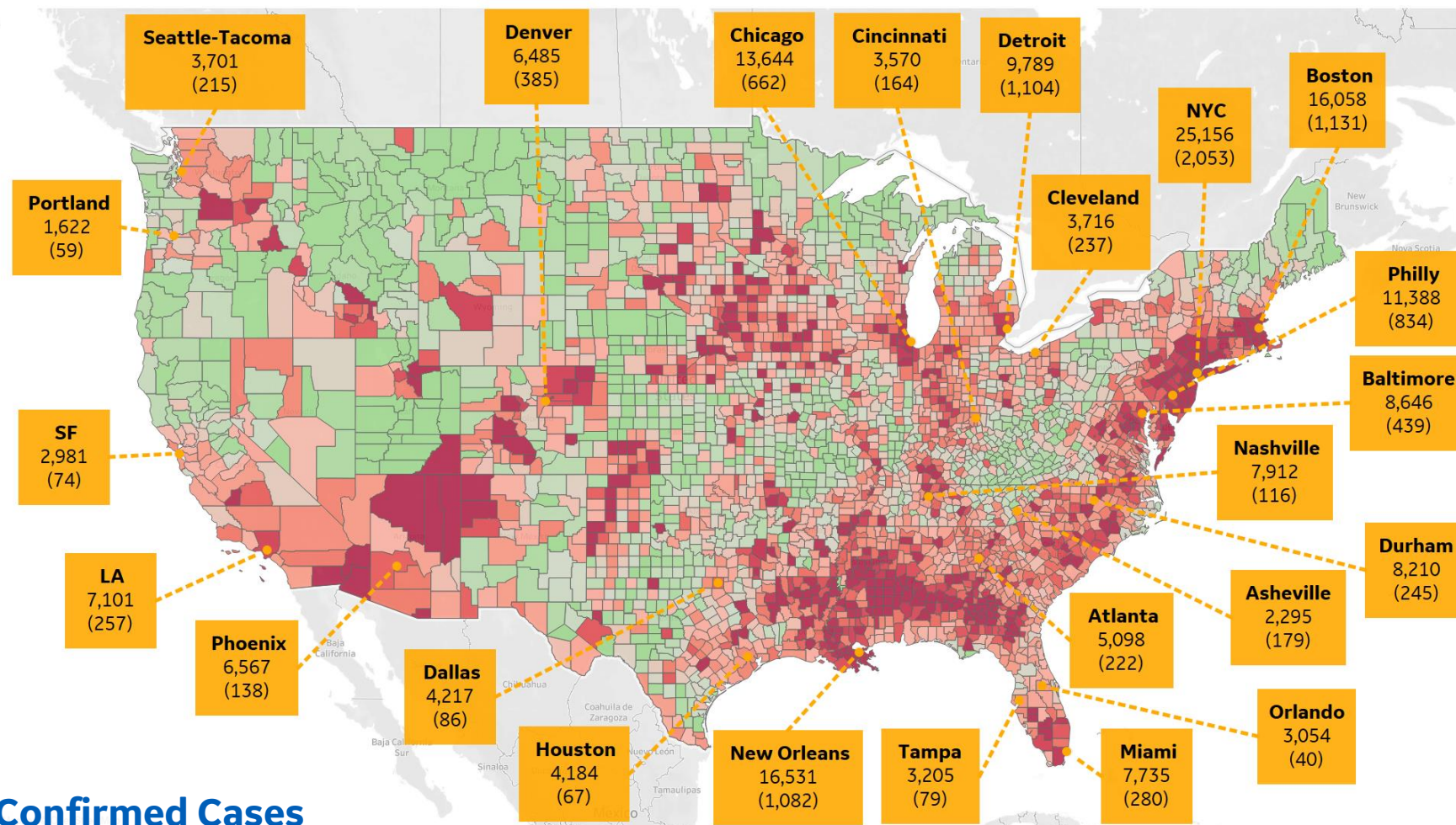
Most Active Cases per 1M

New York	15,057
New Jersey	13,838
Rhode Island	13,148
DC	11,782
Maryland	9,340
Connecticut	9,089
Arizona	5,999
Virginia	5,710
Georgia	5,379
Colorado	4,171



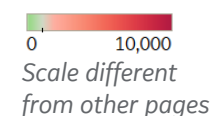


US by County & Metro, Total to Date



Confirmed Cases
(Deaths)
per 1M

Each box reports data for the Metropolitan Statistical Area of the major city listed



Top 10 Northeast Counties

Total Confirmed Cases / 1M

Rockland County, NY	41,220
Westchester County, NY	35,428
Passaic County, NJ	33,134
Nassau County, NY	30,373
Union County, NJ	29,320
Hudson County, NJ	28,506
Suffolk County, NY	27,542
Orange County, NY	27,481
New York City*	25,183
Suffolk County, MA	24,030

Top 10 Other US Counties

Total Confirmed Cases / 1M

Yakima County, WA	21,611
Jefferson Parish, LA	19,225
Prince George's County, MD	19,009
Orleans Parish, LA	18,923
Cook County, IL	16,515
Prince William County, VA	13,960
District of Columbia, DC	13,809
Kane County, IL	13,363
Lake County, IL	13,027
Montgomery County, MD	12,899

Note: Includes counties ≥ 250K population

* New York City counties aggregated into one reporting area



Central & South America



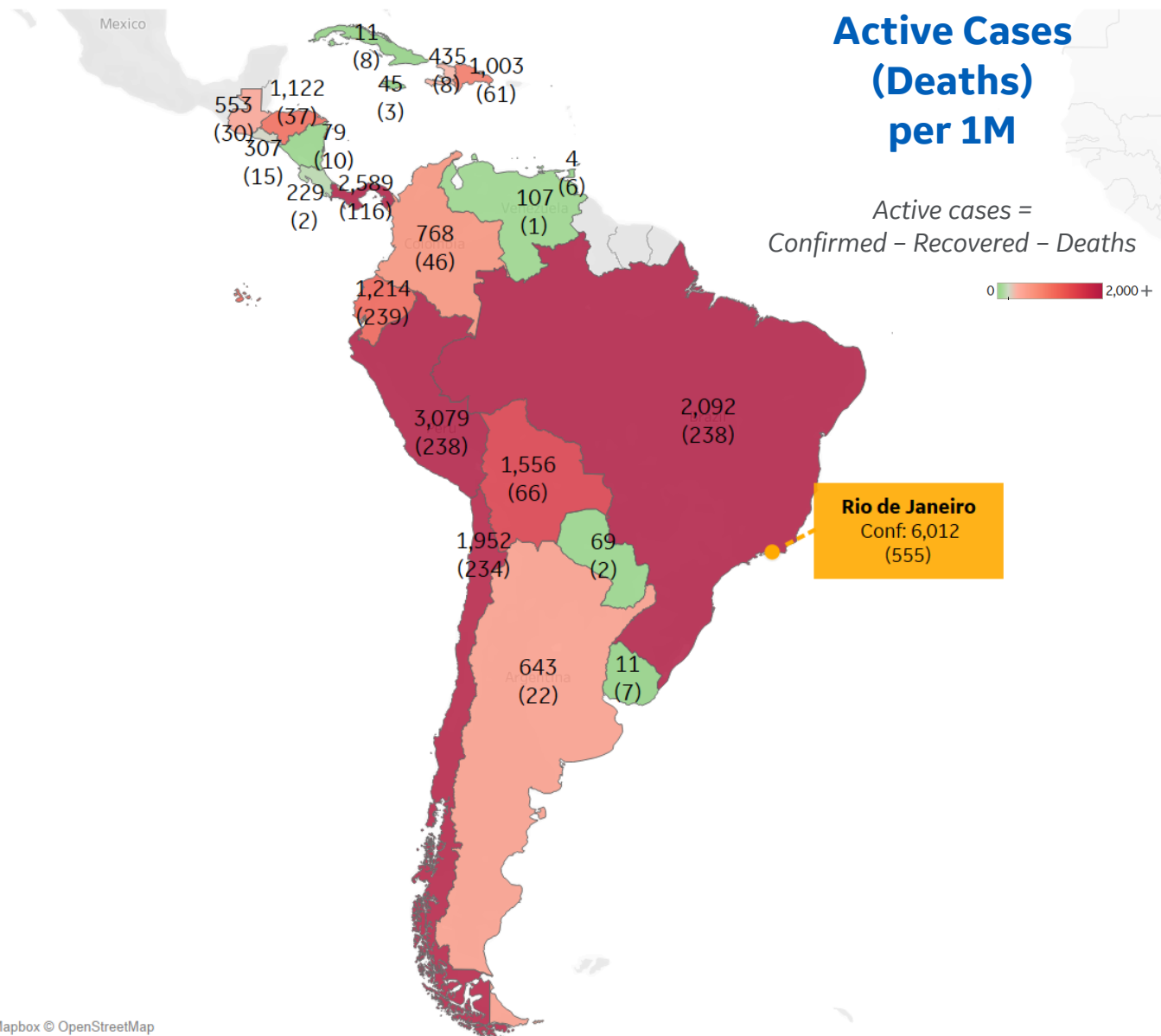
Per 1M in Region

	Today	Change
Active Cases	1,435	+7%
Confirmed	130 new	+4%
Deaths	2 new	+2%
Recovered	38 new	+2%

Most Active Cases per 1M

Peru	3,079
Panama	2,589
Brazil	2,092
Chile	1,952
Bolivia	1,556
Ecuador	1,214
Honduras	1,122
Dom. Rep.	1,003
Colombia	768
Argentina	643

* Excludes regions with population < 1M





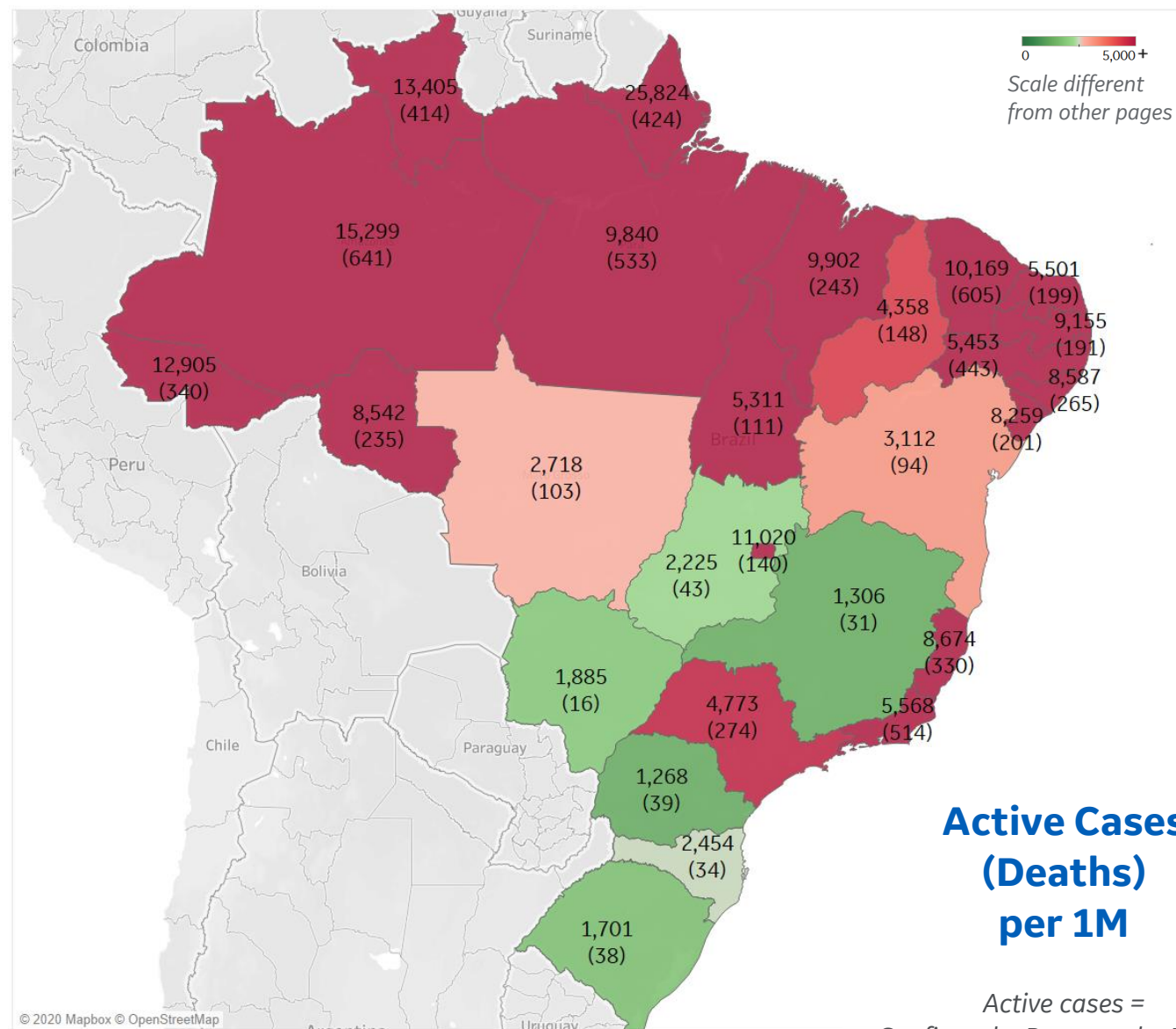
Per 1M in Region

	Today	Change
Active Cases	2,092	+9%
Confirmed	237 new	+5%
Deaths	3 new	+1%
Recovered	54 new	+2%

Most Active Cases per 1M

Amazonas	15,299
Distrito Federal	11,020
Ceará	10,169
Maranhão	9,902
Pará	9,840
Paraíba	9,155
Espírito Santo	8,674
Alagoas	8,587
Rondônia	8,542
Sergipe	8,259

* Excludes regions with population < 1M



Active Cases (Deaths) per 1M

Active cases =
Confirmed - Recovered - Deaths



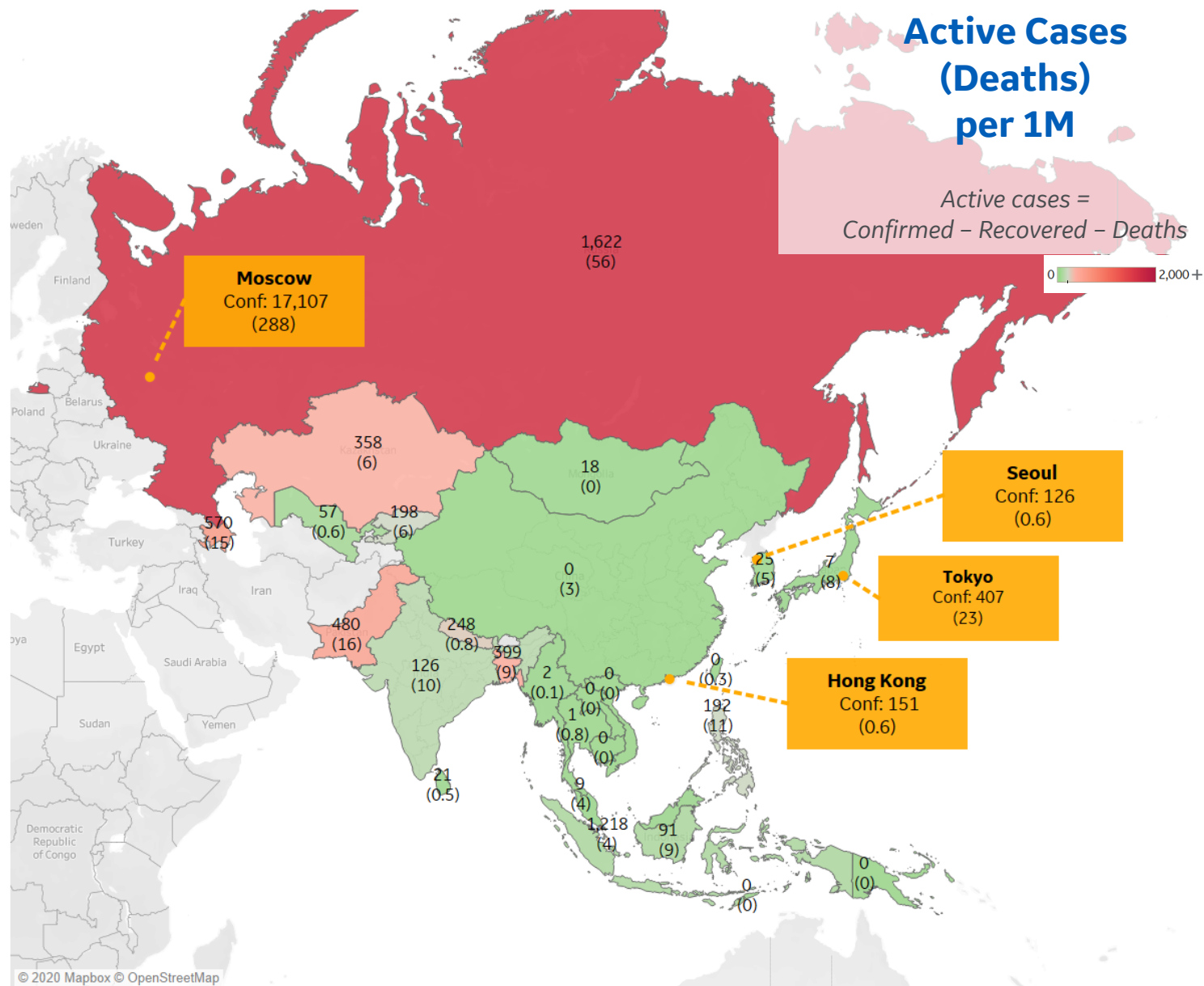
Per 1M in Region

	Today	Change
Active Cases	152	+2%
Confirmed	8 new	+2%
Deaths	0.2 new	+2%
Recovered	5 new	+2%

Most Active Cases per 1M

Russia	1,622
Singapore	1,218
Azerbaijan	570
Pakistan	480
Bangladesh	399
Kazakhstan	358
Nepal	248
Kyrgyzstan	198
Philippines	192
India	126

* Excludes regions with population < 1M





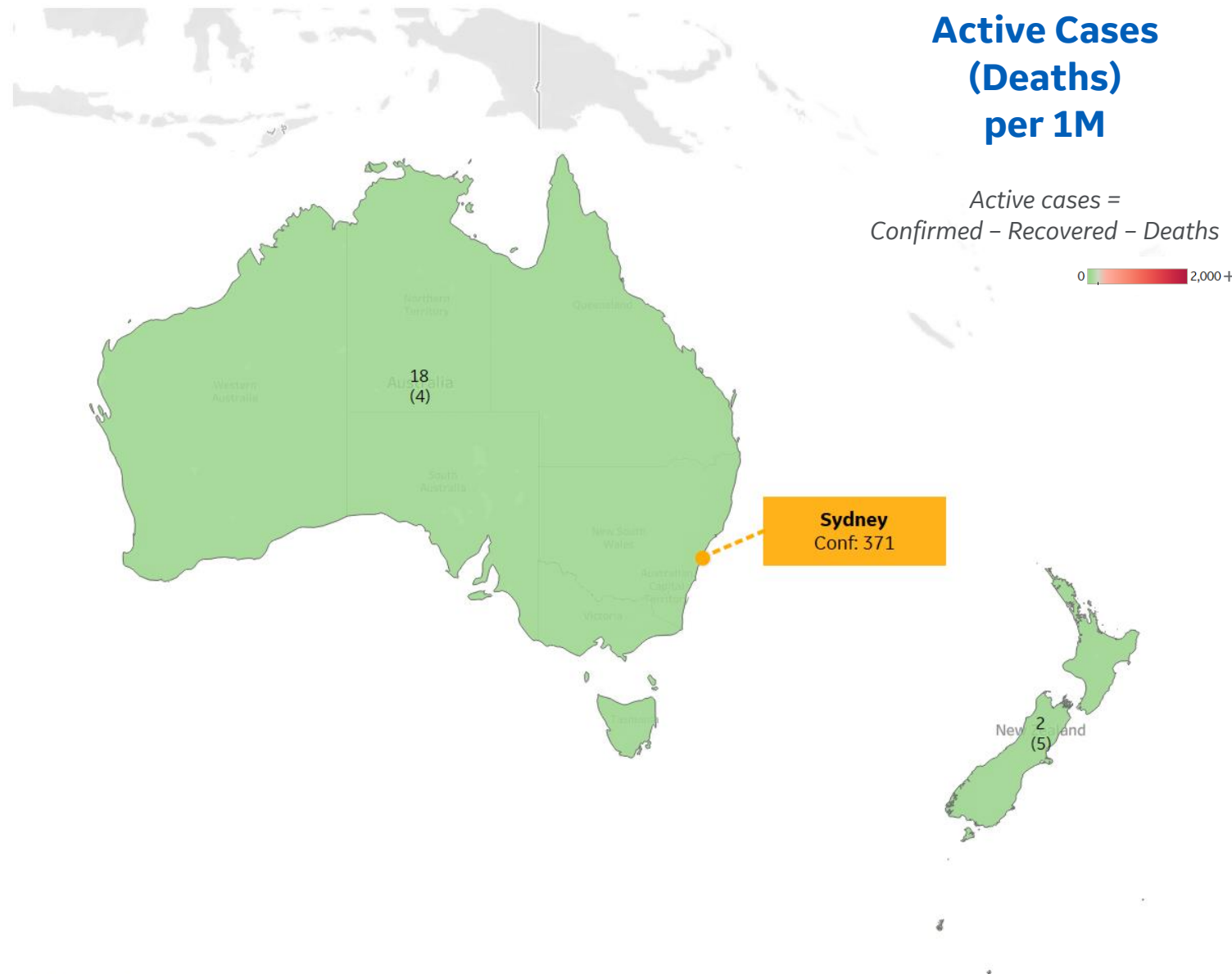
Per 1M in Region

	Today	Change
Active Cases	15	+2%
Confirmed	1 new	+0.2%
Deaths	0 new	+0%
Recovered	0 new	+0%

Most Active Cases per 1M

Australia	18
New Zealand	2

* Excludes regions with population < 1M





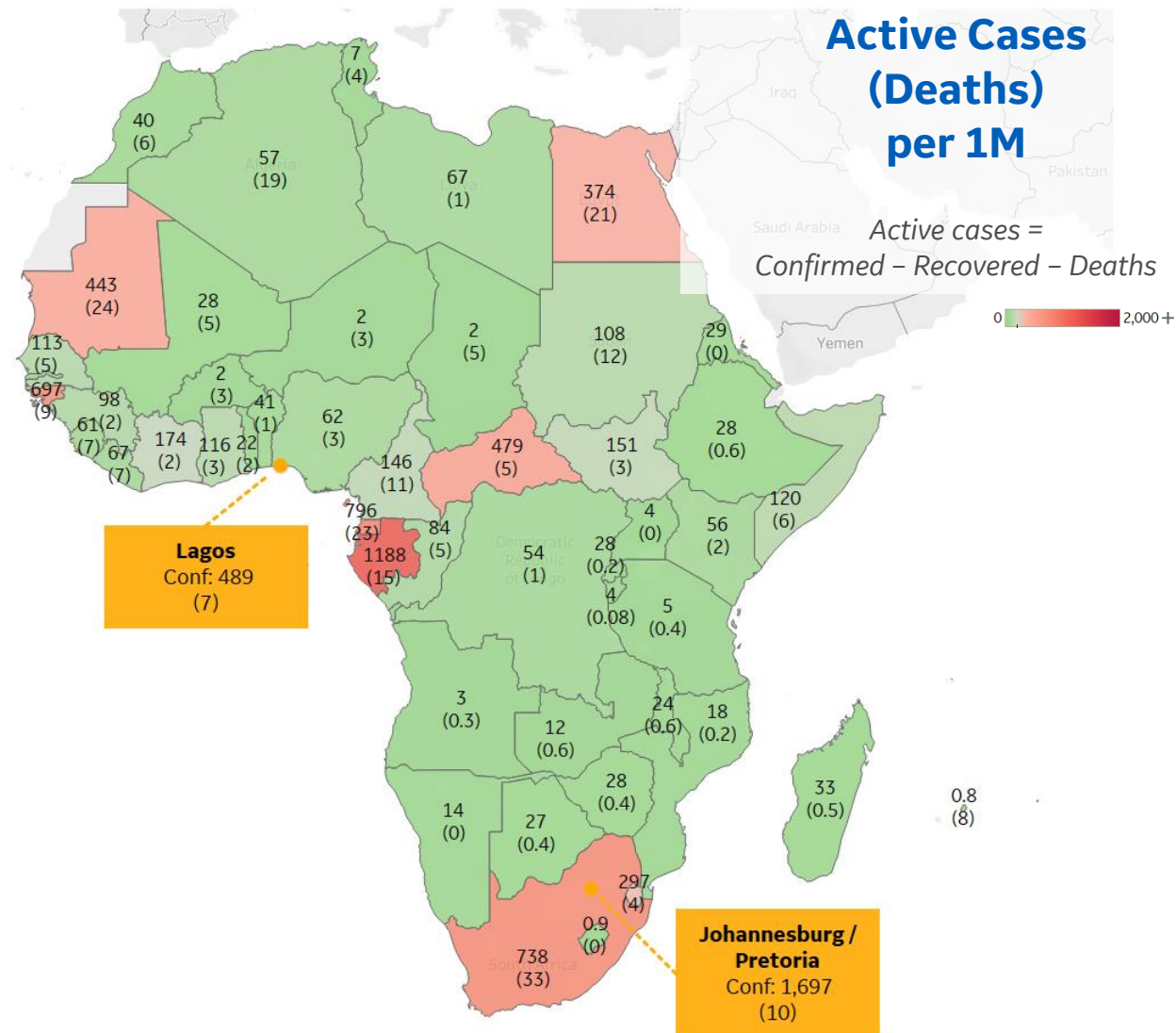
Per 1M in Region

	Today	Change
Active Cases	114	+4%
Confirmed	7 new	+3%
Deaths	0.1 new	+2%
Recovered	2 new	+2%

Most Active Cases per 1M

Gabon	1,188
Eq. Guinea	796
South Africa	738
Guinea-Bissau	697
Central African R..	479
Mauritania	443
Egypt	374
Eswatini	297
Cote d'Ivoire	174
South Sudan	151

* Excludes regions with population < 1M





** Per 1M = Per 1 Million Population unless otherwise noted

Johns Hopkins Coronavirus Resource Center:

<https://coronavirus.jhu.edu/map.html>

Worldometer Coronavirus Reporting:

<https://www.worldometers.info/coronavirus/>

Public Health England:

<https://www.gov.uk/government/publications/covid-19-track-coronavirus-cases>

US Department of Homeland Security, Homeland Infrastructure Foundation-Level Data:

<https://hifld-geoplatform.opendata.arcgis.com/datasets/hospitals>

City of New York, NYC Health:

<https://www1.nyc.gov/site/doh/covid/covid-19-data.page>

Chicago Coronavirus Latest Data:

<https://www.chicago.gov/city/en/sites/covid-19/home/latest-data.html>

National Health Commission of the PRC:

<http://www.nhc.gov.cn/xcs/yqtb/202003/bf66696029ba420098164607240074f8.shtml>

Korean Centers for Disease Control and Prevention:

http://www.cdc.go.kr/cdc_eng/

CDC, Severe Outcomes Among Patients with Coronavirus Disease 2019 (COVID-19):

<https://www.cdc.gov/mmwr/volumes/69/wr/mm6912e2.htm>

COVID-19 Information for Switzerland:

<https://www.corona-data.ch/>

Italian Department of Civil Protection, COVID Monitoring:

<http://opendatadpc.maps.arcgis.com/apps/opsdashboard/index.html#/b0c68bce2cce478eaac82fe38d4138b1>

The COVID Tracking Project:

<https://covidtracking.com/data/>

UK Office for National Statistics

<https://www.ons.gov.uk/peoplepopulationandcommunity/birthsdeathsandmarriages/deaths/bulletins/deathsregisteredweeklyinenglandandwalesprovisional/weekending24april2020>

WHO Europe, Surveillance Report:

<http://www.euro.who.int/en/health-topics/health-emergencies/coronavirus-covid-19/weekly-surveillance-report>

WHO Europe, Principles for Transition:

<http://www.euro.who.int/en/media-centre/sections/statements/2020/statement-transition-to-a-new-normal-during-the-covid-19-pandemic-must-be-guided-by-public-health-principles>

CIA World Factbook:

<https://www.cia.gov/library/publications/resources/the-world-factbook/>

Italian Ministry of Health:

<http://www.salute.gov.it/portale/nuovocoronavirus/dettaglioContenutiNuovoCoronavirus.jsp?lingua=italiano&id=5351&area=nuovoCoronavirus&menu=vuoto>

New South Wales Government:

<https://www.health.nsw.gov.au/Infectious/diseases/Pages/covid-19-latest.aspx>

Provincial Health Services Authority of Canada, BC Center for Disease Control:

<http://www.bccdc.ca/about/news-stories/stories/2020/information-on-novel-coronavirus>

Coronavirus Cases in Japan by Prefecture, Nippon Communications Foundation:

<https://www.nippon.com/en/japan-data/h00657/coronavirus-cases-in-japan-by-prefecture.html>

Secretary of Health, Mexico:

<https://www.gob.mx/salud/en>

OECD Economic Outlooks, Statistics:

https://www.oecd-ilibrary.org/economics/data/oecd-economic-outlook-statistics-and-projections_eo-data-en

Public Health Authority of Sweden:

<https://www.folkhalsomyndigheten.se/smittskydd-beredskap/utbrott/aktuella-utbrott/covid-19/bekraftade-fall-i-sverige>

National Public Health Agency of France:

<https://www.santepubliquefrance.fr/regions/ile-de-france/documents/bulletin-regional/2020/covid-19-point-epidemiologique-en-ile-de-france-du-23-avril-2020>

National Public Health Agency of France:

<https://www.santepubliquefrance.fr/regions/ile-de-france/documents/bulletin-regional/2020/covid-19-point-epidemiologique-en-ile-de-france-du-23-avril-2020>

Ministry of Health:

<https://www.health.govt.nz/>