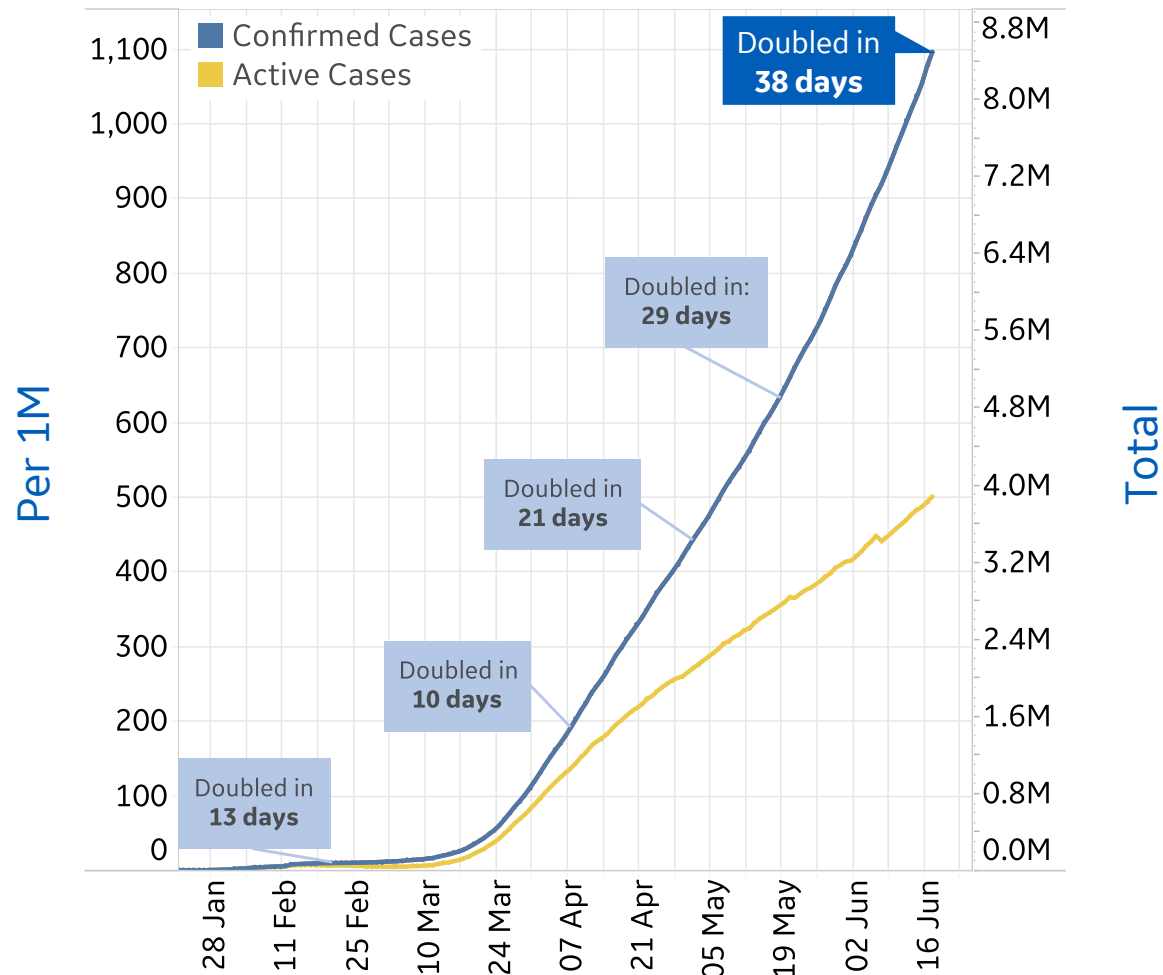




# Global Confirmed & Active Cases

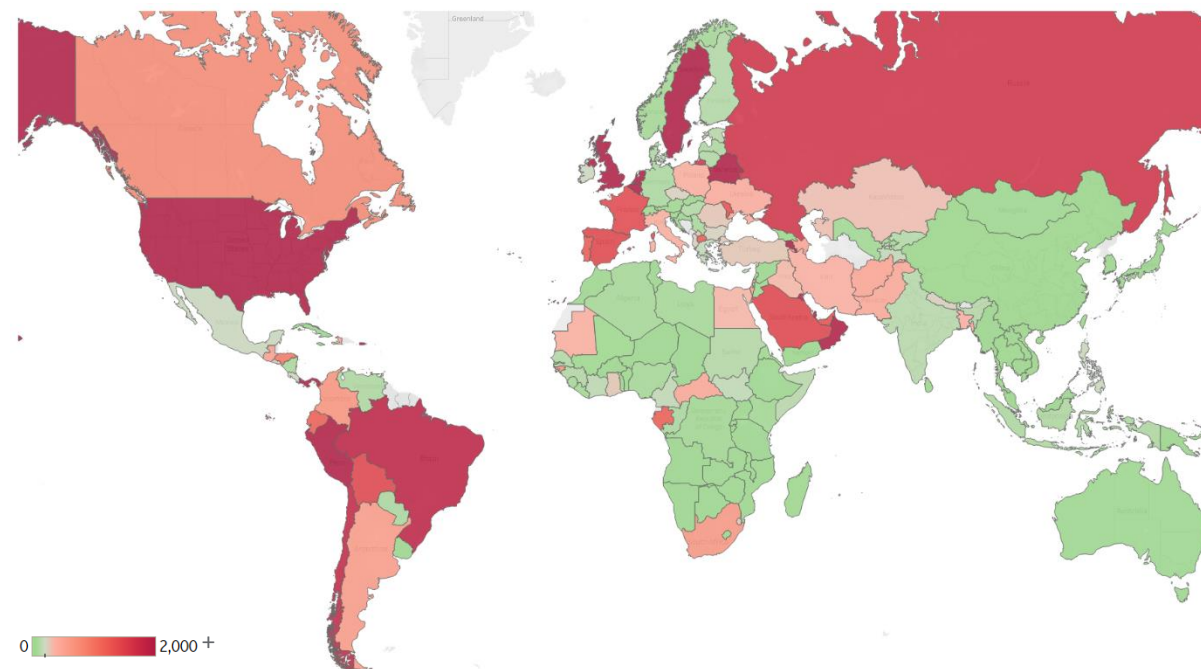


## Trend since 22 Jan



## Today per 1M

Active cases = Confirmed - Recovered - Deaths



Per 1M:	Today	Change
Active Today	501	+1%
Active	7 new	+1%
Confirmed	18 new	+2%
Deaths	1 new	+1%
Recovered	10 new	+2%



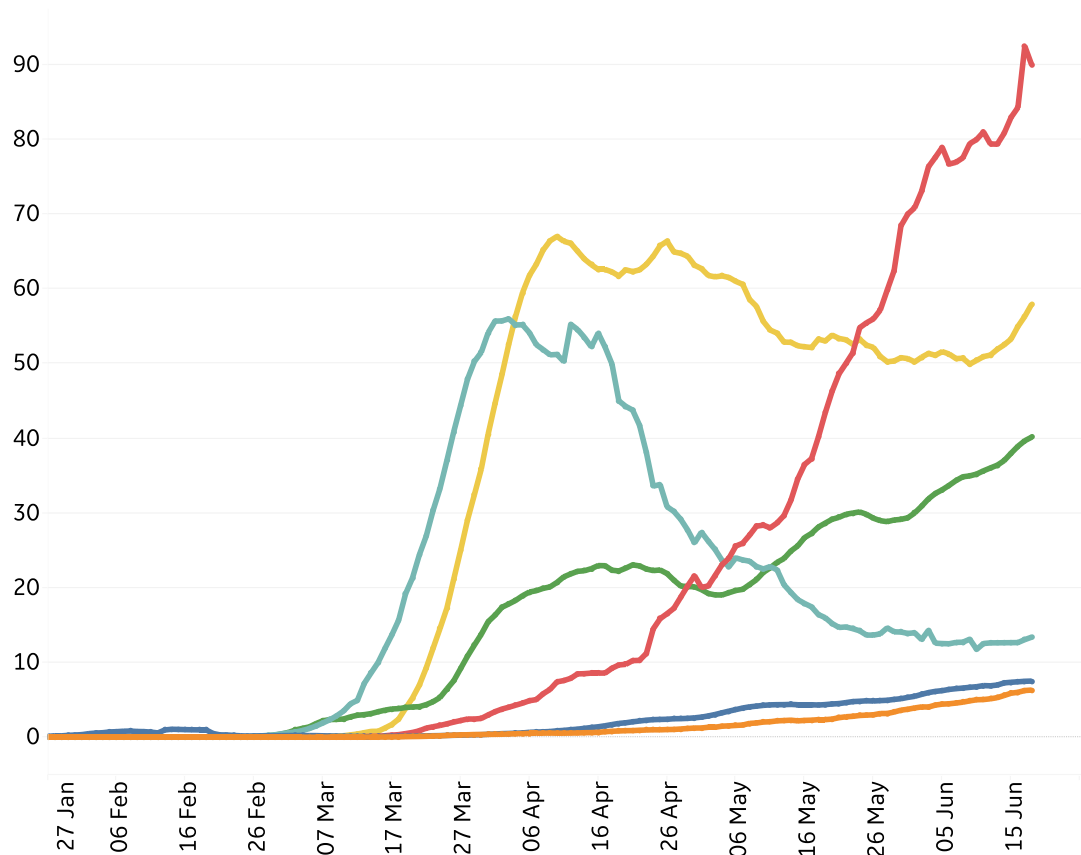
# New Confirmed Cases & New Deaths



Key **North America** **Europe** **Middle East** **Central/South America** **Asia** **Africa**

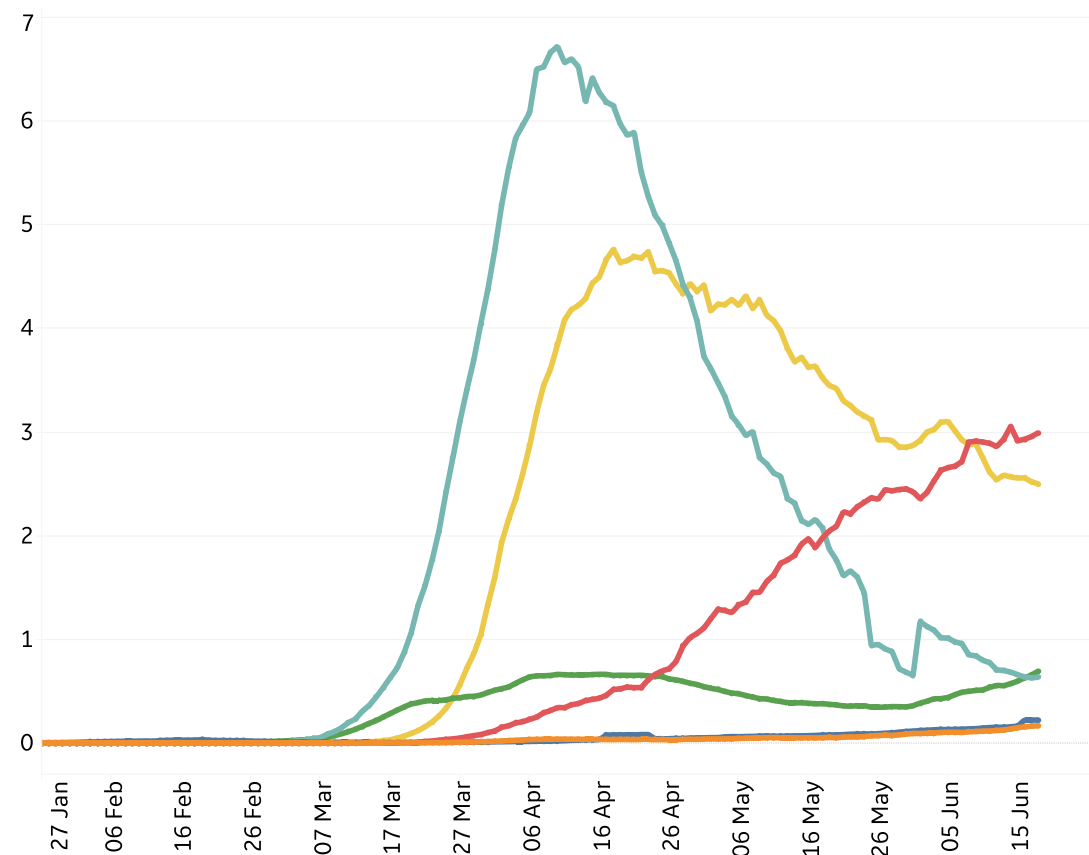
## New Confirmed Cases / 1M

7-day rolling average



## New Deaths / 1M

7-day rolling average





# Top 50 Countries: Per 1M

## 1 - 25

	Active Today	Today			Total since 22 Jan		
		Confirmed	Deaths	Recovered	Total Confirmed	Total Deaths	Total Recovered
Qatar	7,189	440	1	510	29,309	30	22,090
Sweden	5,049	147	1	0	5,549	500	0
US	4,452	84	2	21	6,619	358	1,810
UK	3,804	18	2	0	4,448	624	19
Armenia	3,654	224	2	251	6,310	104	2,551
Bahrain	3,337	276	4	301	12,007	32	8,637
Peru	3,207	106	6	78	7,412	226	3,979
Belgium	2,929	9	1	3	5,207	835	1,443
Oman	2,631	145	1	287	5,252	23	2,597
Netherlands	2,524	7	0	0	2,890	356	11
Belarus	2,360	66	1	137	5,996	35	3,601
Panama	2,108	175	1	2	5,412	110	3,194
Kuwait	1,933	127	0	145	8,915	72	6,911
Brazil	1,862	107	6	64	4,602	225	2,515
Chile	1,822	234	12	236	11,776	201	9,753
Russia	1,640	53	1	66	3,840	52	2,148
Singapore	1,493	44	0	132	7,089	4	5,591
Saudi Arabia	1,463	137	1	65	4,193	33	2,698
Spain	1,449	13	0	0	5,246	580	3,216
Bolivia	1,439	70	2	0	1,842	60	343
France	1,404	7	0	4	2,992	454	1,134
Moldova	1,341	93	3	44	3,249	110	1,798
UAE	1,336	39	0	72	4,424	30	3,058
North Macedo..	1,254	87	3	16	2,239	104	881
Portugal	1,231	41	0	42	3,735	149	2,355

## 26 - 50

	Active Today	Today			Total since 22 Jan		
		Confirmed	Deaths	Recovered	Total Confirmed	Total Deaths	Total Recovered
Gabon	1,191	50	1	68	1,950	14	744
Ecuador	1,184	34	5	13	2,783	232	1,367
Honduras	931	44	1	6	1,084	35	119
Dom. Rep.	896	50	0	8	2,272	59	1,318
EU	809	13	0	7	2,754	293	1,652
Eq. Guinea	796	0	0	0	1,186	23	367
Canada	788	10	1	13	2,699	222	1,690
Guinea-Bissau	673	0	0	0	758	8	78
Colombia	666	42	1	19	1,124	38	420
South Africa	628	59	1	10	1,414	29	757
Argentina	572	43	1	4	830	21	237
Guatemala	510	34	1	5	662	25	128
Afghanistan	496	17	1	39	707	14	197
Azerbaijan	493	33	1	12	1,117	14	611
Israel	487	29	0	7	2,315	35	1,793
Pakistan	455	22	1	10	747	15	278
Central Africa..	449	8	0	3	539	4	86
Haiti	422	20	0	0	431	7	2
Ukraine	408	19	1	12	796	22	366
Mauritania	382	43	0	26	521	21	118
Italy	382	5	1	18	3,939	571	2,986
Poland	380	8	1	11	819	35	405
Iran	374	31	1	26	2,353	110	1,869
Bangladesh	369	23	0	12	621	8	244
Total World	501	18	1	10	1,096	59	536

Several countries are revising and updating case counts

Since last week, confirmed cases in **Panama** increased 22%

Top 50 countries selected by Active Cases / 1M  
Excluded countries with population < 1M



# Top 50 Countries: Raw Volume

## 1 - 25

	Active Cases	Today			Total since 22 Jan		
		Confirmed	Deaths	Recovered	Total Confirmed	Total Deaths	Total Recovered
US	1,473,503	27,762	717	6,924	2,191,052	118,434	599,115
Brazil	395,814	22,765	1,238	13,534	978,142	47,748	534,580
EU	360,132	5,745	212	2,841	1,226,069	130,442	735,495
UK	258,249	1,218	135	9	301,935	42,373	1,313
Russia	239,262	7,772	182	9,609	560,321	7,650	313,409
Peru	105,737	3,480	204	2,568	244,388	7,461	131,190
Pakistan	100,450	4,944	136	2,168	165,062	3,229	61,383
France	91,655	467	28	220	195,272	29,606	74,011
Spain	67,756	585	0	0	245,268	27,136	150,376
Bangladesh	60,785	3,803	38	1,975	102,292	1,343	40,164
Sweden	50,990	1,481	12	0	56,043	5,053	0
Saudi Arabia	50,937	4,757	48	2,253	145,991	1,139	93,915
Netherlands	43,244	115	4	0	49,527	6,097	186
South Africa	37,233	3,478	63	589	83,890	1,737	44,920
Chile	34,821	4,475	226	4,510	225,103	3,841	186,441
Belgium	33,941	104	8	40	60,348	9,683	16,724
Colombia	33,886	2,119	68	961	57,202	1,955	21,361
Iran	31,384	2,596	87	2,179	197,647	9,272	156,991
Canada	29,734	386	49	502	101,877	8,361	63,782
Argentina	25,841	1,958	35	209	37,510	948	10,721
Italy	23,101	331	66	1,089	238,159	34,514	180,544
Belarus	22,303	625	7	1,288	56,657	331	34,023
Qatar	20,713	1,267	4	1,470	84,441	86	63,642
Ecuador	20,887	607	80	242	49,097	4,087	24,123
Afghanistan	19,326	658	42	1,502	27,532	546	7,660

## 26 - 50

	Active Cases	Today			Total since 22 Jan		
		Confirmed	Deaths	Recovered	Total Confirmed	Total Deaths	Total Recovered
Ukraine	17,856	847	23	516	34,833	976	16,001
Bolivia	16,800	814	18	0	21,499	697	4,002
Poland	14,382	314	30	396	31,015	1,316	15,317
Oman	13,435	739	3	1,467	26,818	119	13,264
UAE	13,213	388	3	704	43,752	298	30,241
Portugal	12,555	417	1	430	38,089	1,524	24,010
Armenia	10,829	665	7	746	18,698	309	7,560
Dom. Rep.	9,717	540	2	77	24,645	635	14,293
Honduras	9,217	440	7	63	10,739	343	1,179
Guatemala	9,129	617	17	90	11,868	449	2,290
Panama	9,094	754	5	8	23,351	475	13,782
Singapore	8,735	257	0	774	41,473	26	32,712
Kuwait	8,254	541	2	616	38,074	308	29,512
Bahrain	5,679	469	6	511	20,430	55	14,696
Moldova	5,410	374	11	175	13,106	444	7,252
Azerbaijan	4,998	338	6	117	11,329	139	6,192
Haiti	4,808	228	2	0	4,916	84	24
Israel	4,215	253	0	59	20,036	303	15,518
Gabon	2,651	111	2	152	4,340	32	1,657
North Macedo..	2,612	182	6	33	4,664	216	1,836
Central Africa..	2,169	41	1	15	2,605	19	417
Mauritania	1,777	201	2	123	2,424	97	550
Guinea-Bissau	1,324	0	0	0	1,492	15	153
Eq. Guinea	1,117	0	0	0	1,664	32	515
<b>Total World</b>	<b>3,879,896</b>	<b>139,026</b>	<b>5,022</b>	<b>81,144</b>	<b>8,488,976</b>	<b>453,981</b>	<b>4,155,099</b>

Several countries are revising and updating case counts

10% of all reported deaths are in **Brazil**

Top 50 countries selected by Active Cases / 1M  
Excluded countries with population < 1M

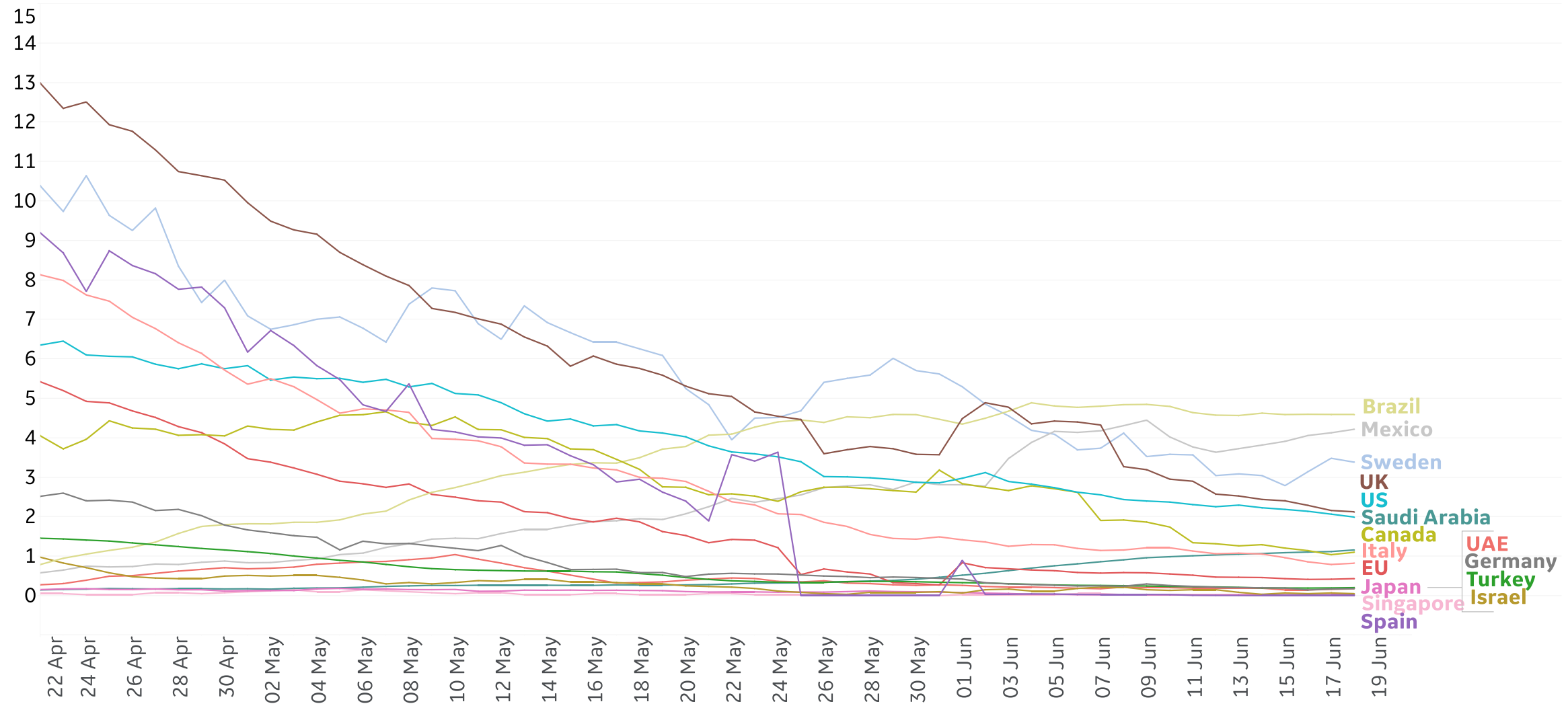




# New Deaths in Select Countries

### Daily New Deaths / 1M

7-day rolling avg. since 22 Apr 2020

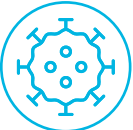


- Brazil
- Mexico
- Sweden
- UK
- US
- Saudi Arabia
- Canada
- Italy
- EU
- Japan
- Singapore
- Spain
- UAE
- Germany
- Turkey
- Israel





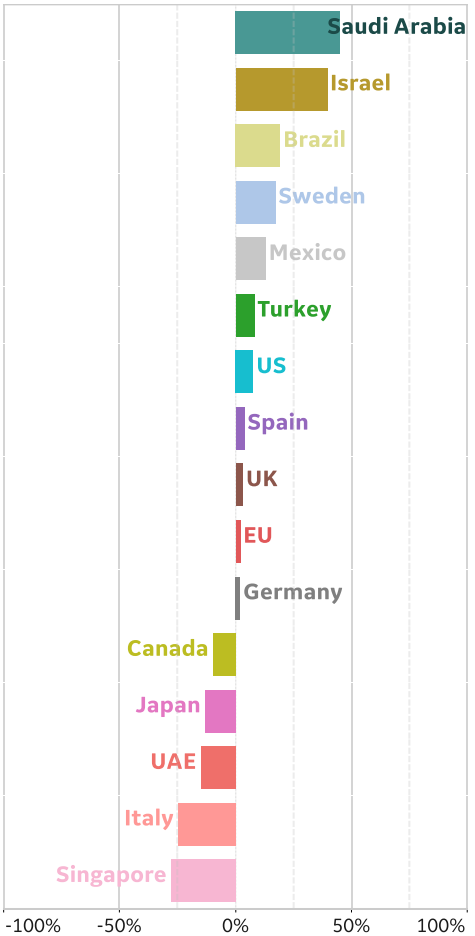




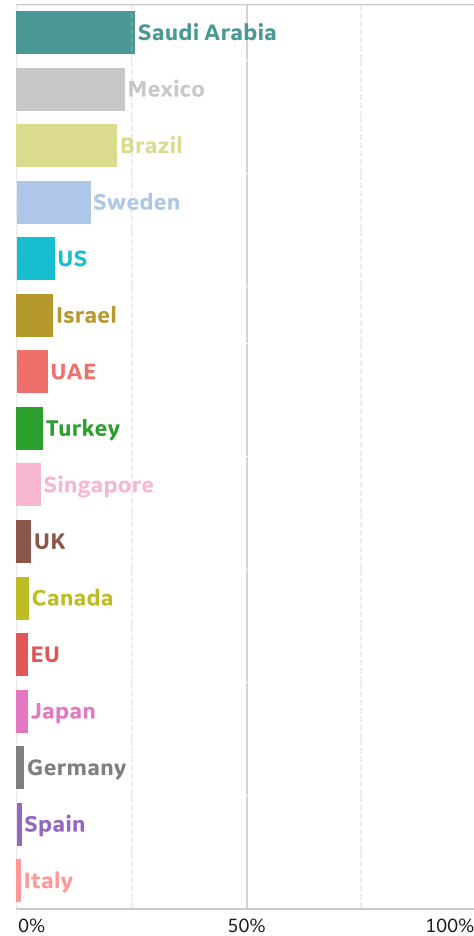
# % Change in Case Volume in Select Countries

## Over Previous 7 days

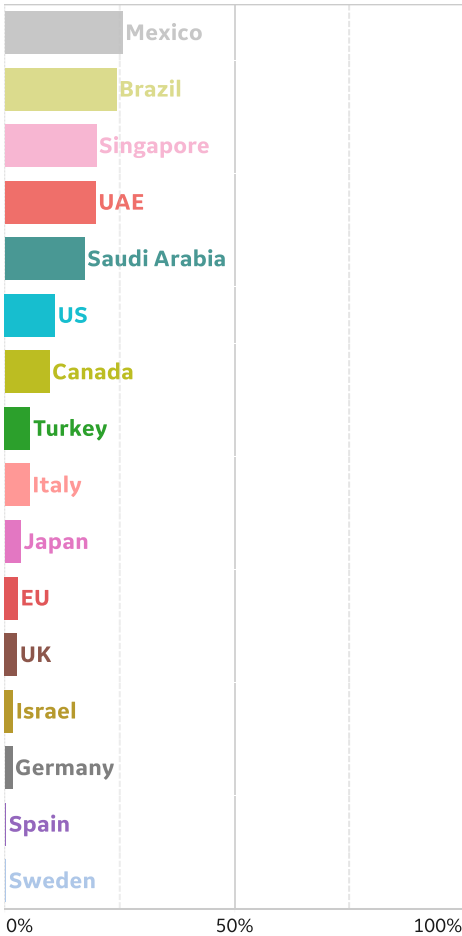
### Active Cases




### Confirmed Cases



### Reported Recoveries



### Reported Deaths





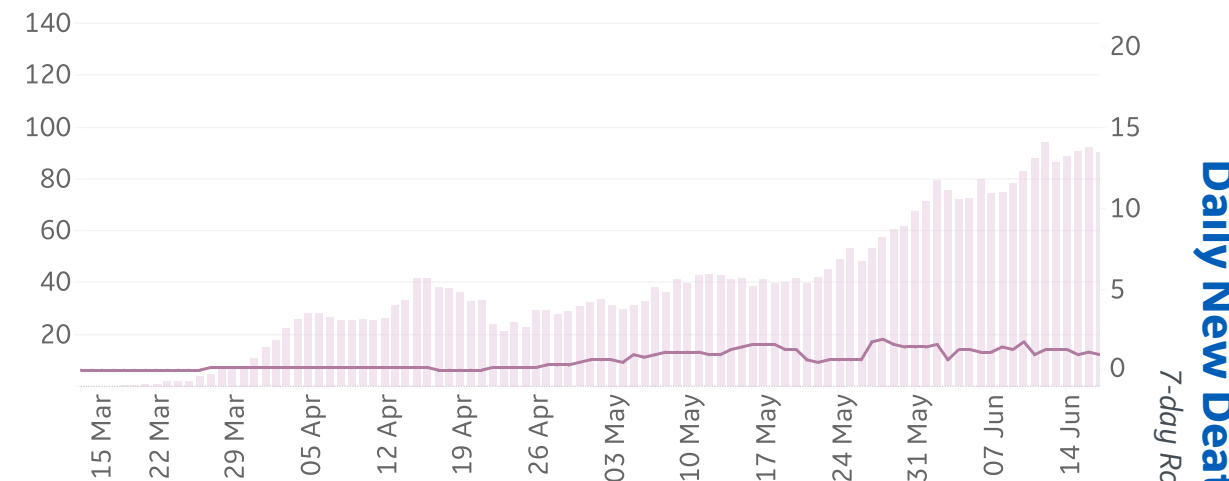
# Feature: Trends in CC Ecosystem Cities



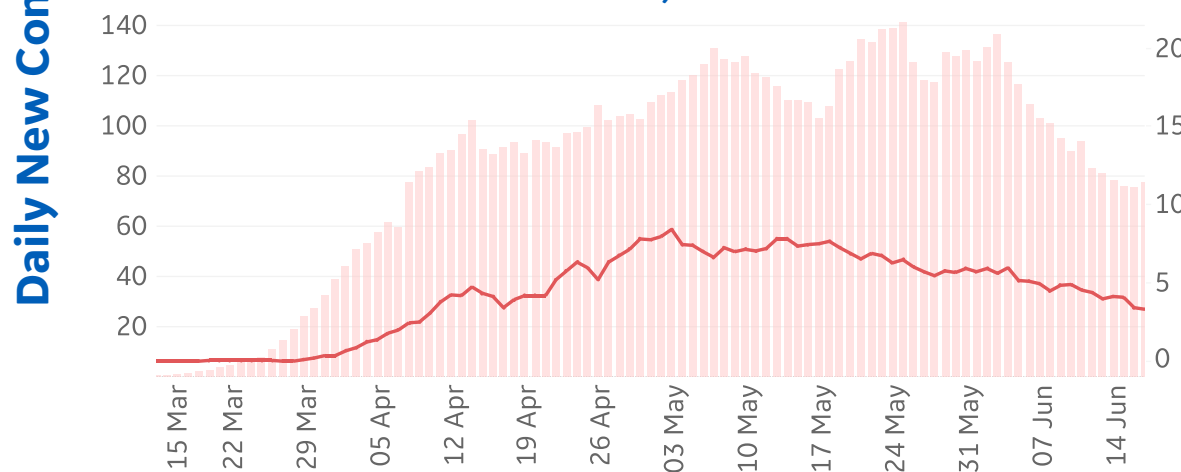
### Asheville, NC



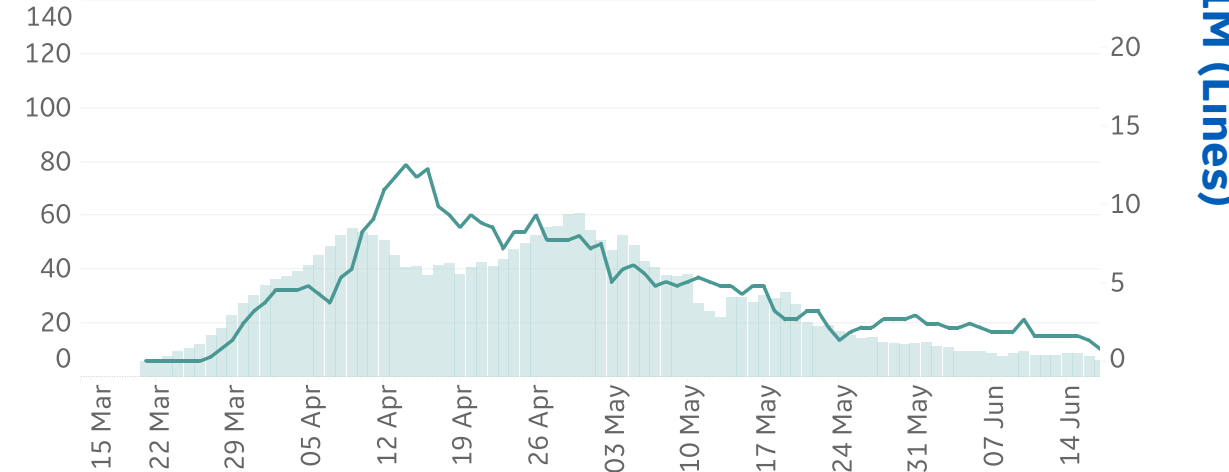
### Baskerville, CA



### Baltimore, MD



### Bradford, UK



Daily New Confirmed Cases / 1M (Bars)

Daily New Deaths / 1M (Lines)

7-day Rolling Avg

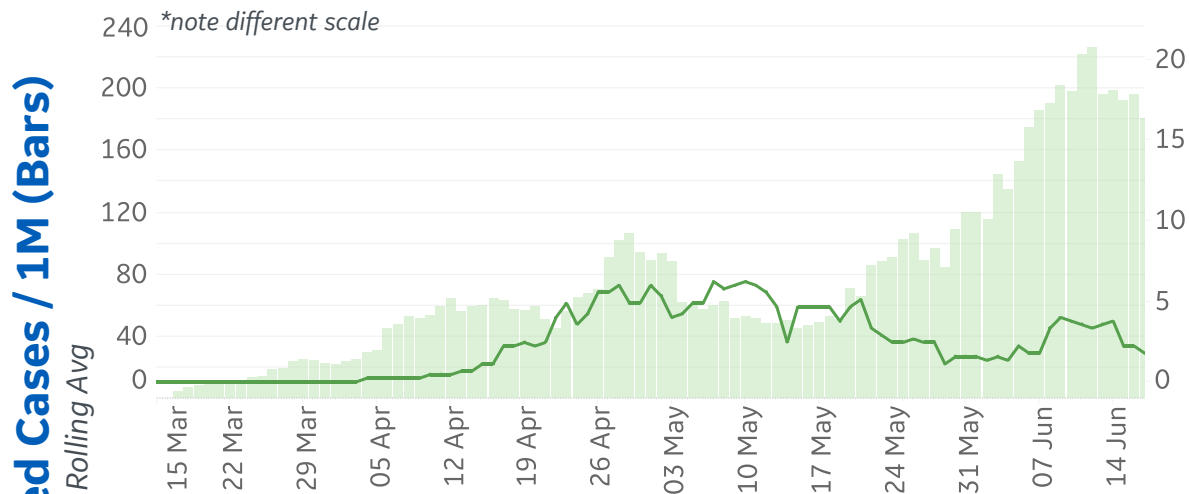
7-day Rolling Avg



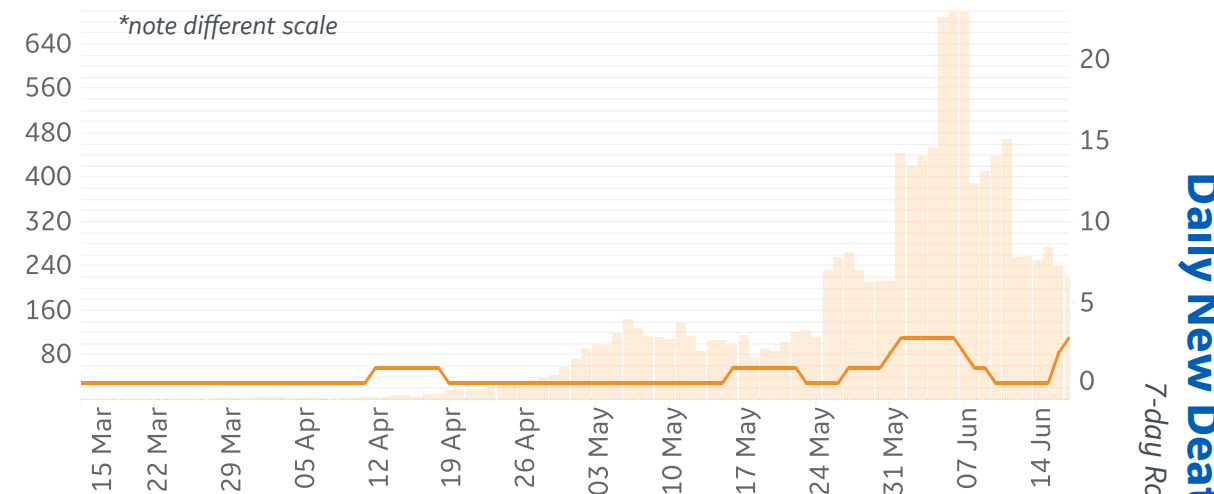
# Feature: Trends in CC Ecosystem Cities



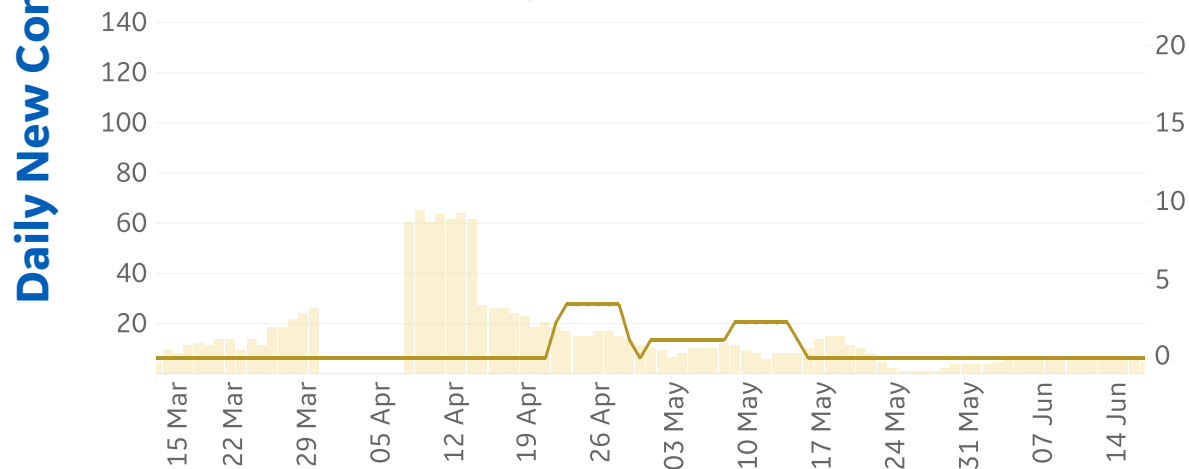
## Durham, NC



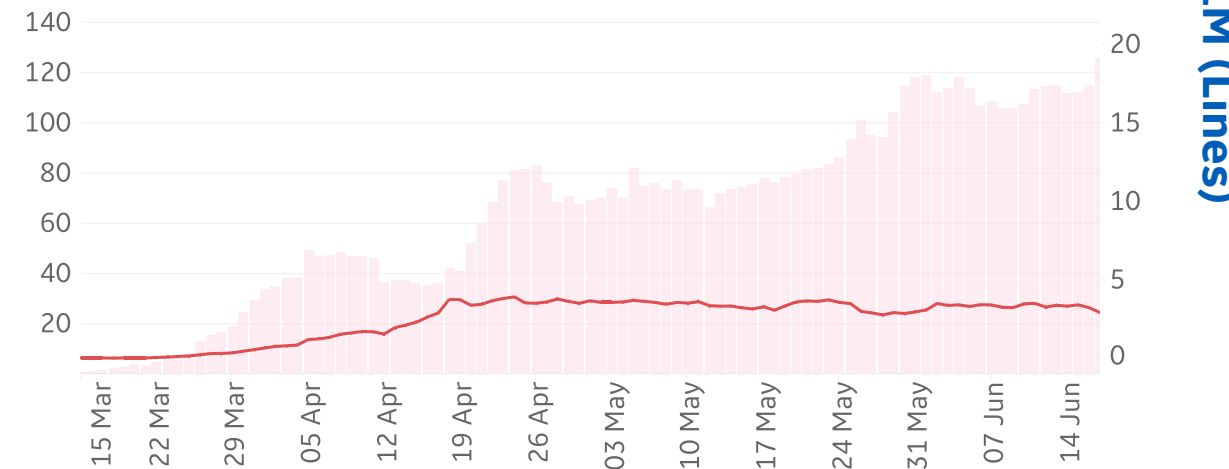
## Hanford, CA



## Leiden, Netherlands



## Los Angeles, CA

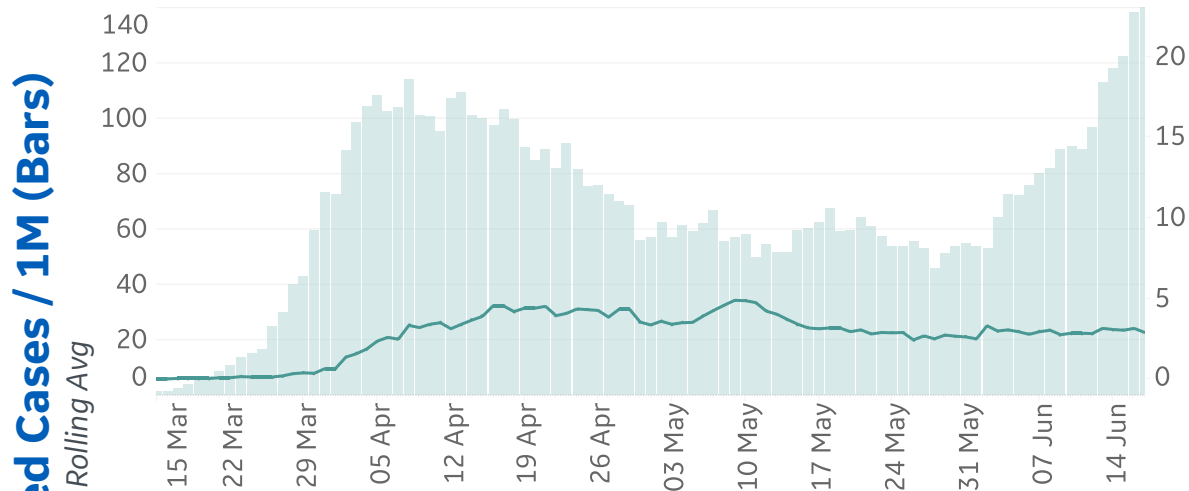




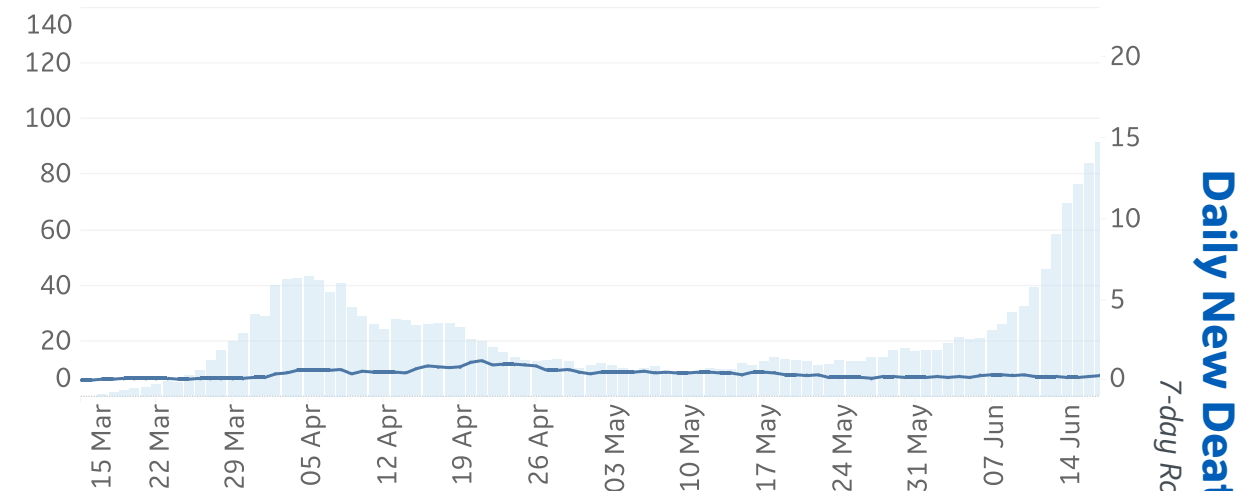
# Feature: Trends in CC Ecosystem Cities



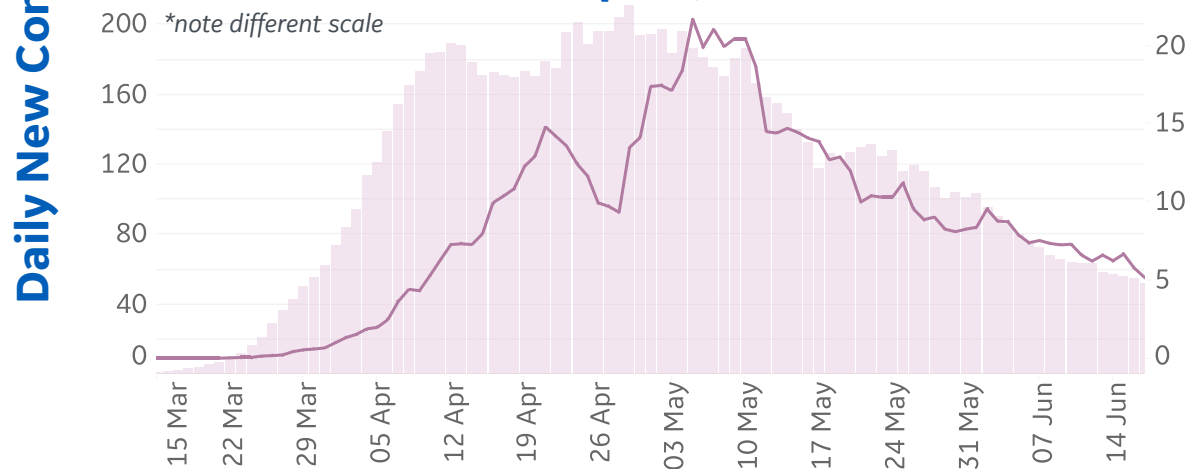
## Miami, FL



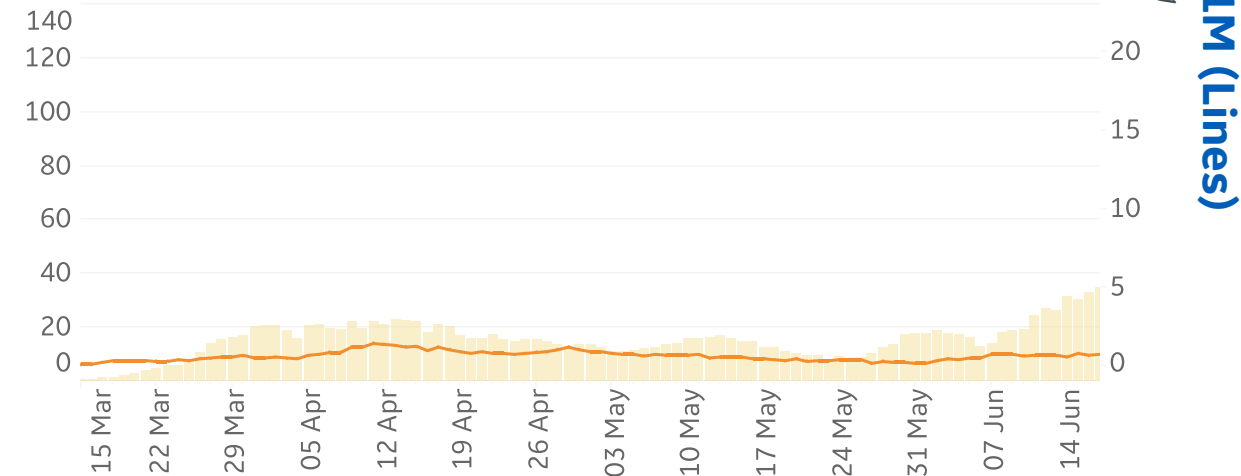
## Orlando, FL



## Philadelphia, PA



## Portland, OR



Daily New Confirmed Cases / 1M (Bars)

Daily New Deaths / 1M (Lines)

7-day Rolling Avg

7-day Rolling Avg

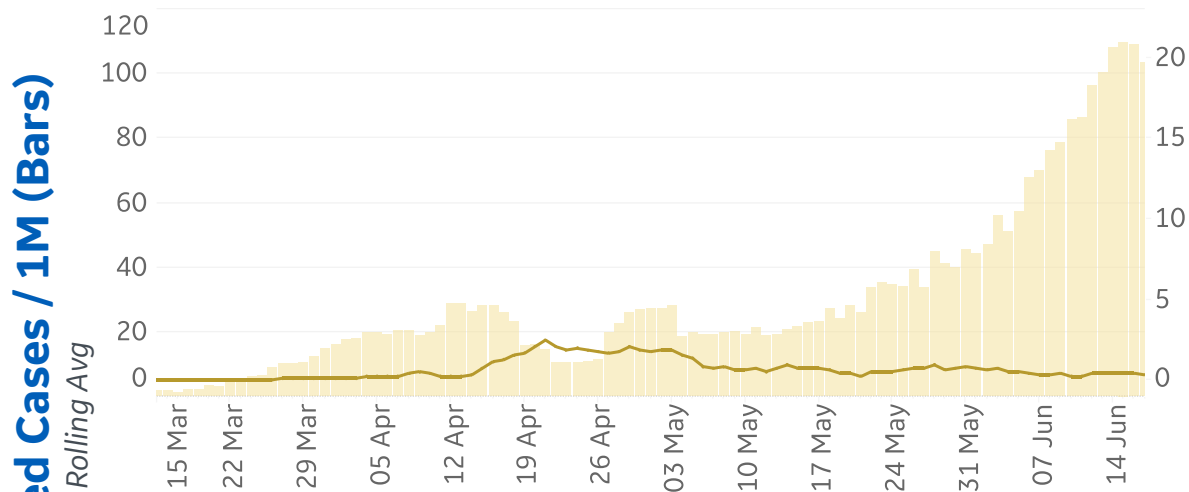
\*note different scale



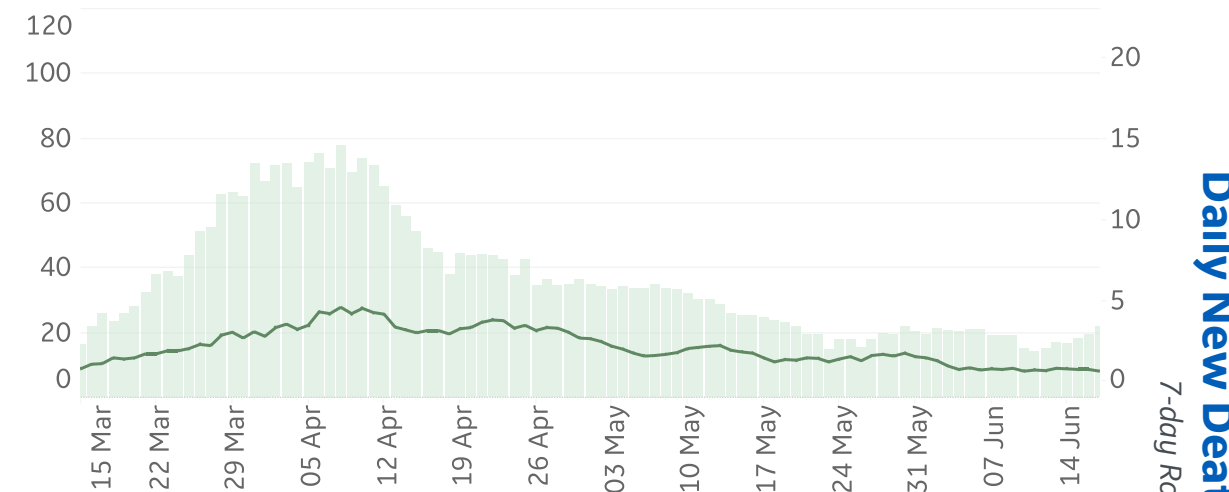
# Feature: Trends in CC Ecosystem Cities



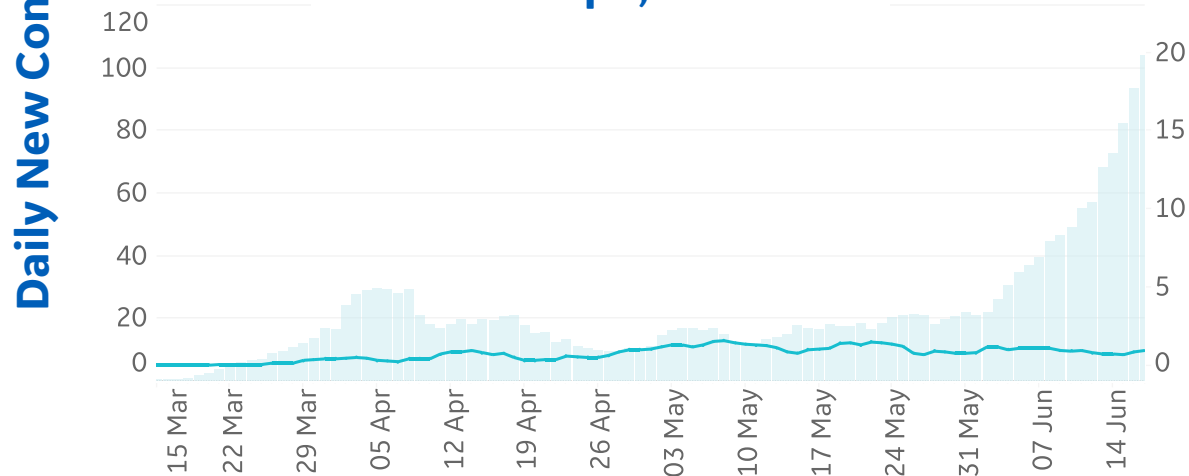
## Raleigh, NC



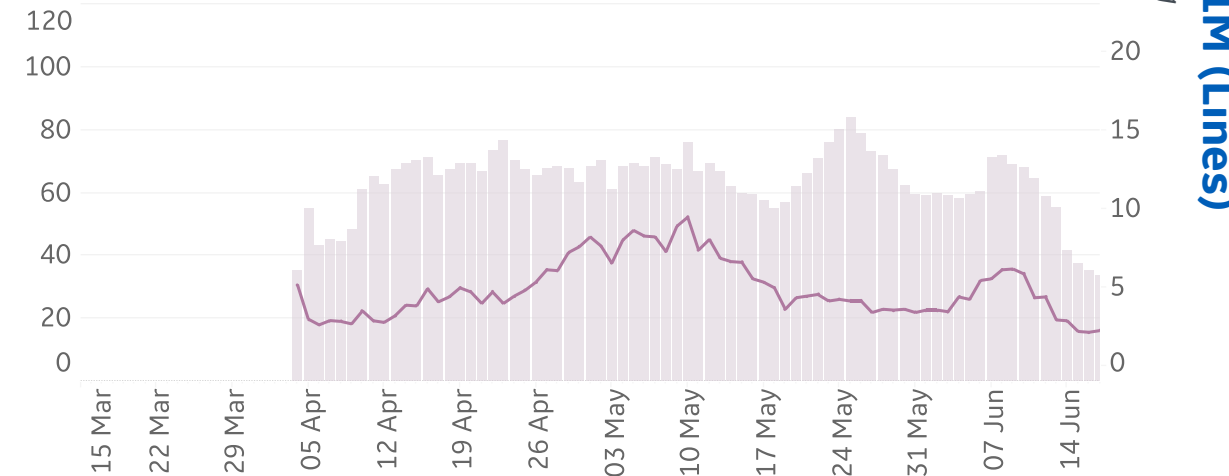
## Seattle, WA



## Tampa, FL



## Toronto, Canada





# Europe & Middle East



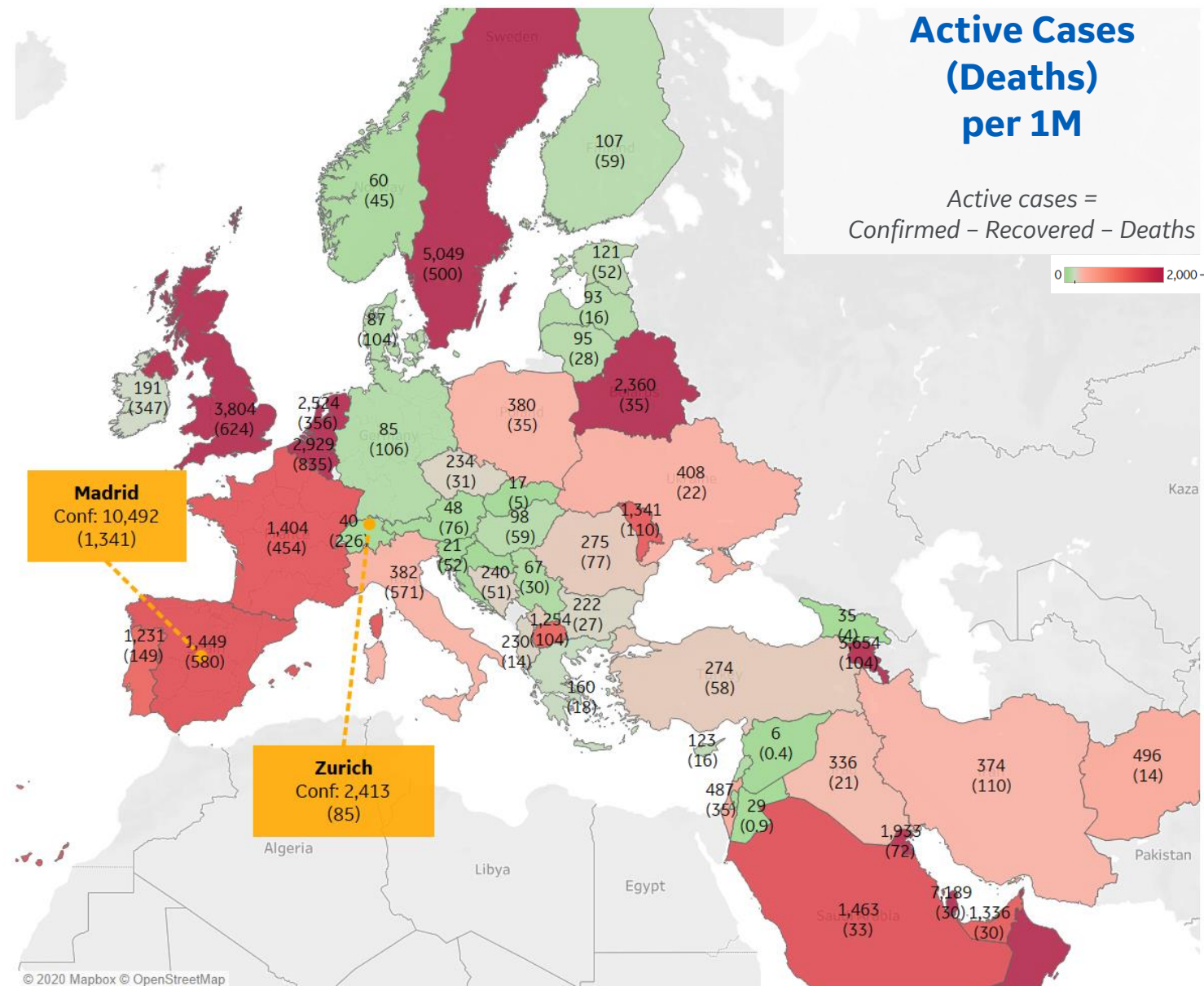
## Per 1M in Region

	Today	Change
Active Cases	918	+1%
Confirmed	25 new	+1%
Deaths	1 new	+0.4%
Recovered	19 new	+1%

## Most Active Cases per 1M

Qatar	7,189
Sweden	5,049
UK	3,804
Armenia	3,654
Bahrain	3,337
Belgium	2,929
Oman	2,631
Netherlands	2,524
Belarus	2,360
Kuwait	1,933

\* Excludes regions with population < 1M





## Per 1M in Region

	Today	Change
Active Cases	3,559	+0.4%
Confirmed	17 new	+0.4%
Deaths	2 new	+0.3%
Recovered	0 new	+0%

## Most Active Cases per 1M

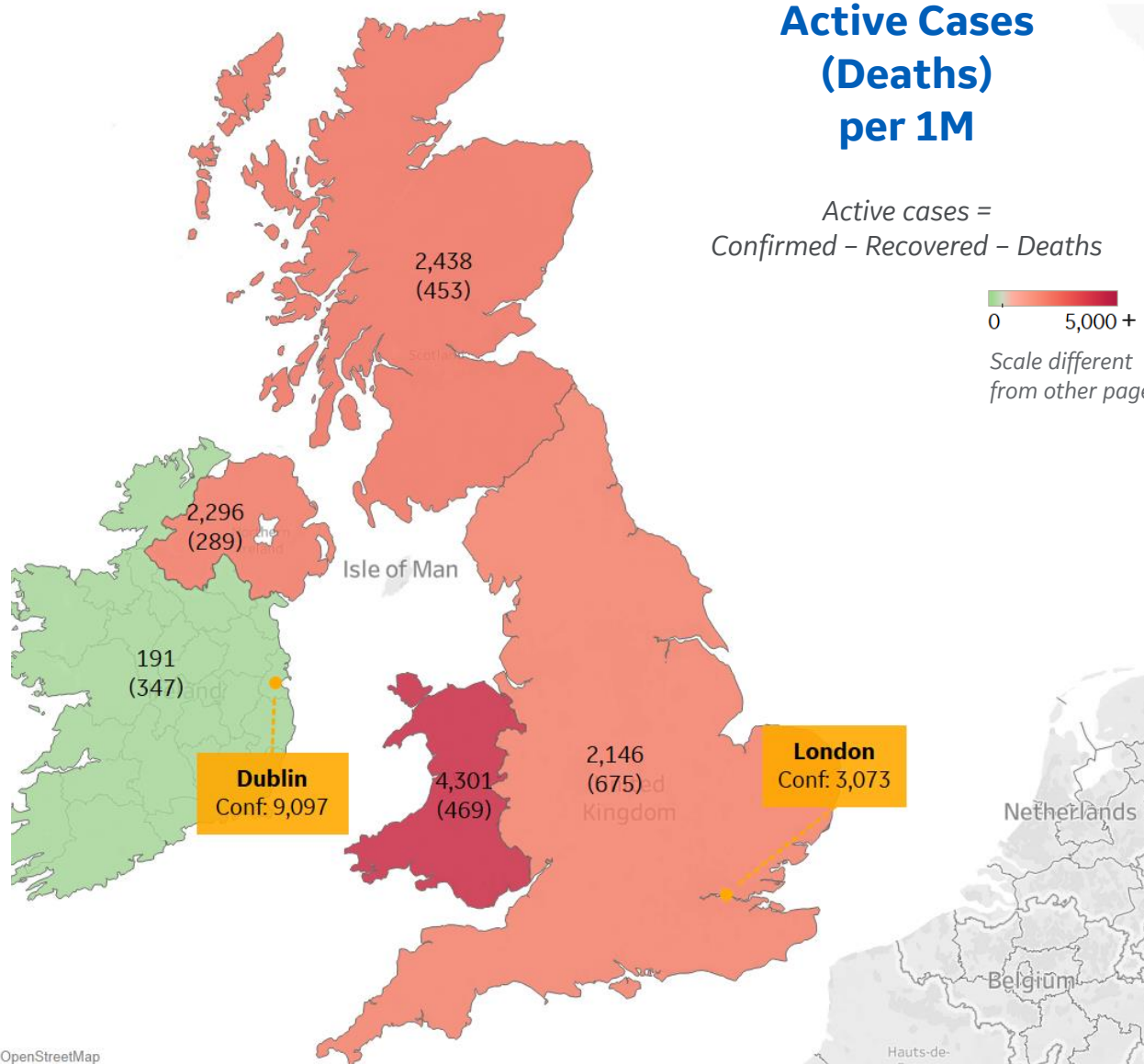
Wales	4,301
Scotland	2,438
Northern Ireland	2,296
England	2,146
Ireland	191

## Active Cases (Deaths) per 1M

Active cases =  
Confirmed - Recovered - Deaths

0 5,000+

Scale different from other pages





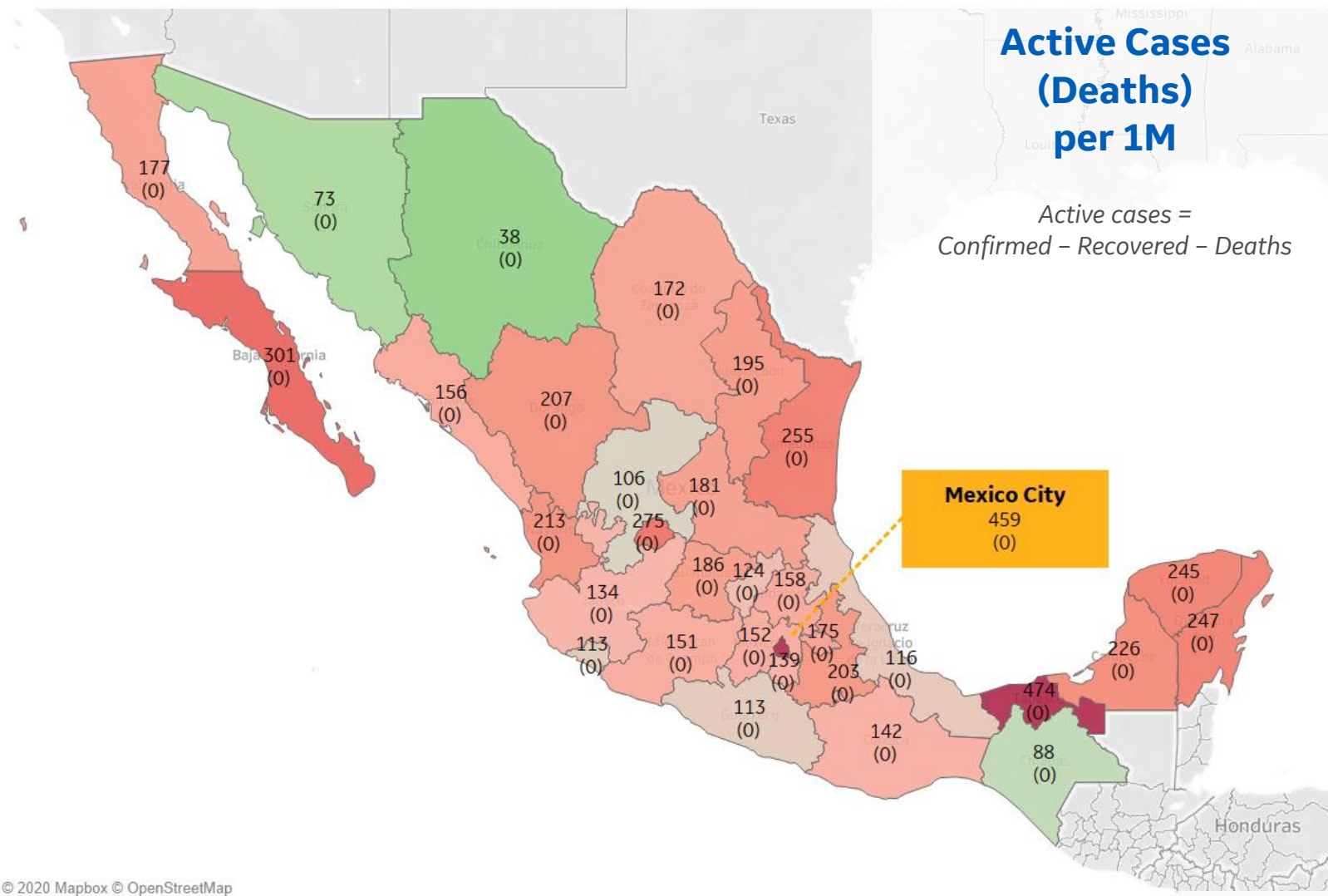


## Per 1M in Region

	Today	Change
Active Cases	182	+6%
Confirmed	44 new	+4%
Deaths	5 new	+3%
Recovered	29 new	+3%

## Most Active Cases per 1M

Tabasco	474
Distrito Federal	459
Baja California Sur	301
Aguascalientes	275
Tamaulipas	255
Quintana Roo	247
Yucatan	245
Campeche	226
Nayarit	213
Durango	207





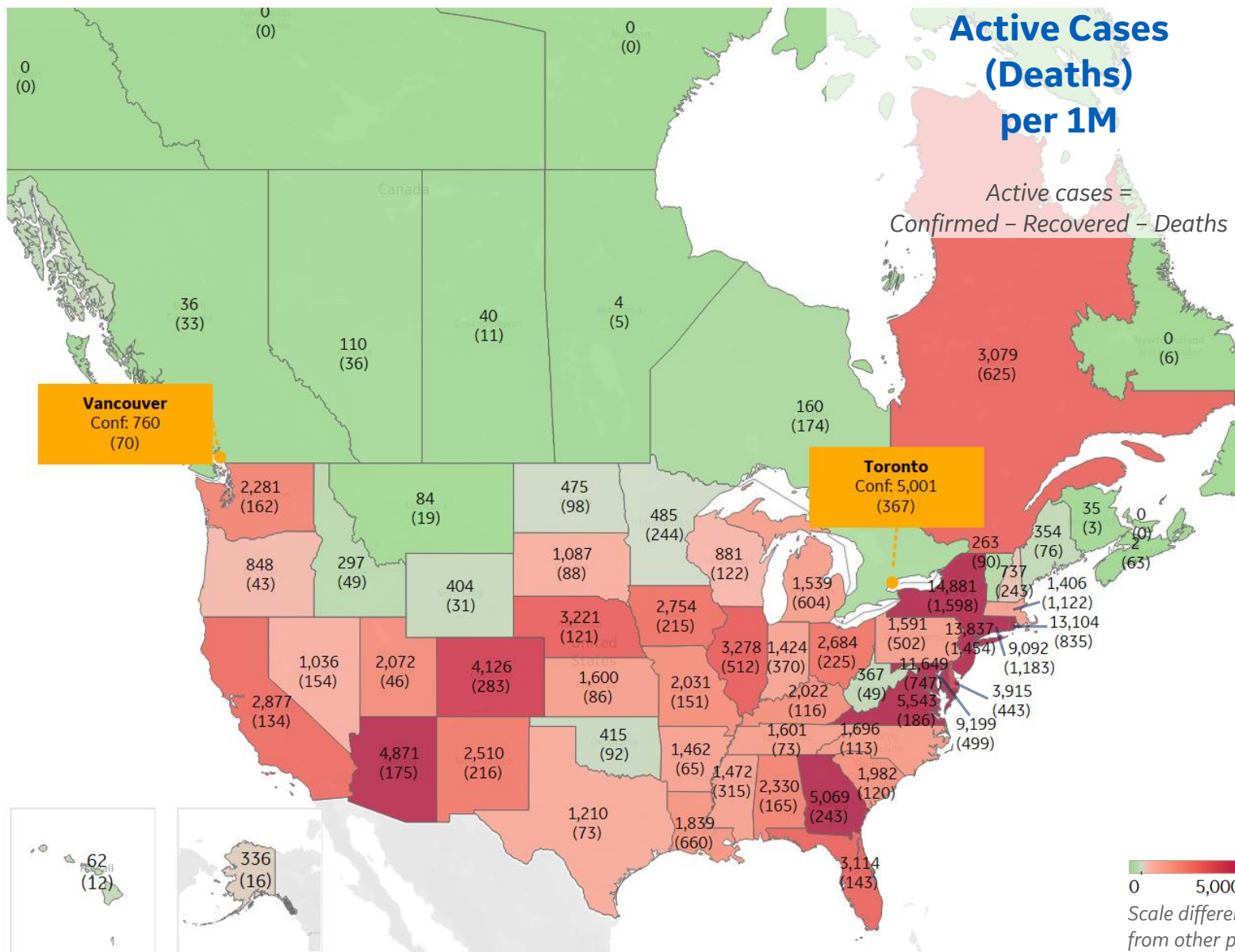


## Per 1M in Region

	Today	Change
Active Cases	4,077	+1%
Confirmed	76 new	+1%
Deaths	2 new	+1%
Recovered	20 new	+1%

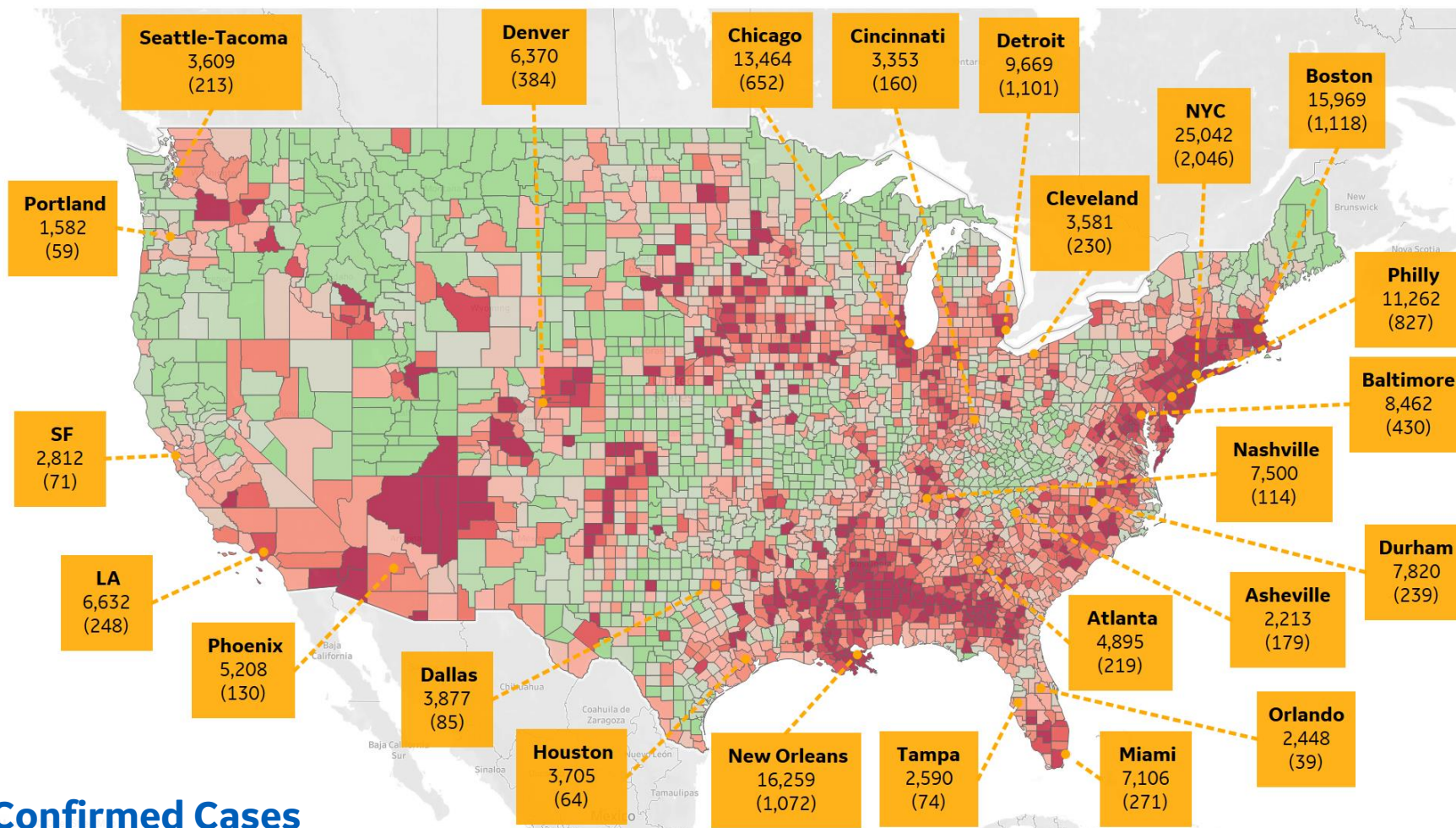
## Most Active Cases per 1M

New York	14,881
New Jersey	13,837
Rhode Island	13,104
DC	11,649
Maryland	9,199
Connecticut	9,092
Virginia	5,543
Georgia	5,069
Arizona	4,871
Colorado	4,126



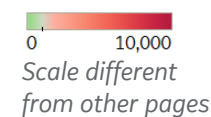


# US by County & Metro, Total to Date



Confirmed Cases  
(Deaths)  
per 1M

Each box reports data for the Metropolitan Statistical Area of the major city listed



## Top 10 Northeast Counties

Total Confirmed Cases / 1M

Rockland County, NY	41,100
Westchester County, NY	35,300
Passaic County, NJ	32,997
Nassau County, NY	30,281
Union County, NJ	29,246
Hudson County, NJ	28,388
Suffolk County, NY	27,450
Orange County, NY	27,407
New York City*	25,039
Suffolk County, MA	23,874

## Top 10 Other US Counties

Total Confirmed Cases / 1M

Yakima County, WA	20,098
Jefferson Parish, LA	18,833
Orleans Parish, LA	18,777
Prince George's County, MD	18,658
Cook County, IL	16,308
Prince William County, VA	13,644
District of Columbia, DC	13,591
Kane County, IL	13,120
Lake County, IL	12,848
Montgomery County, MD	12,612

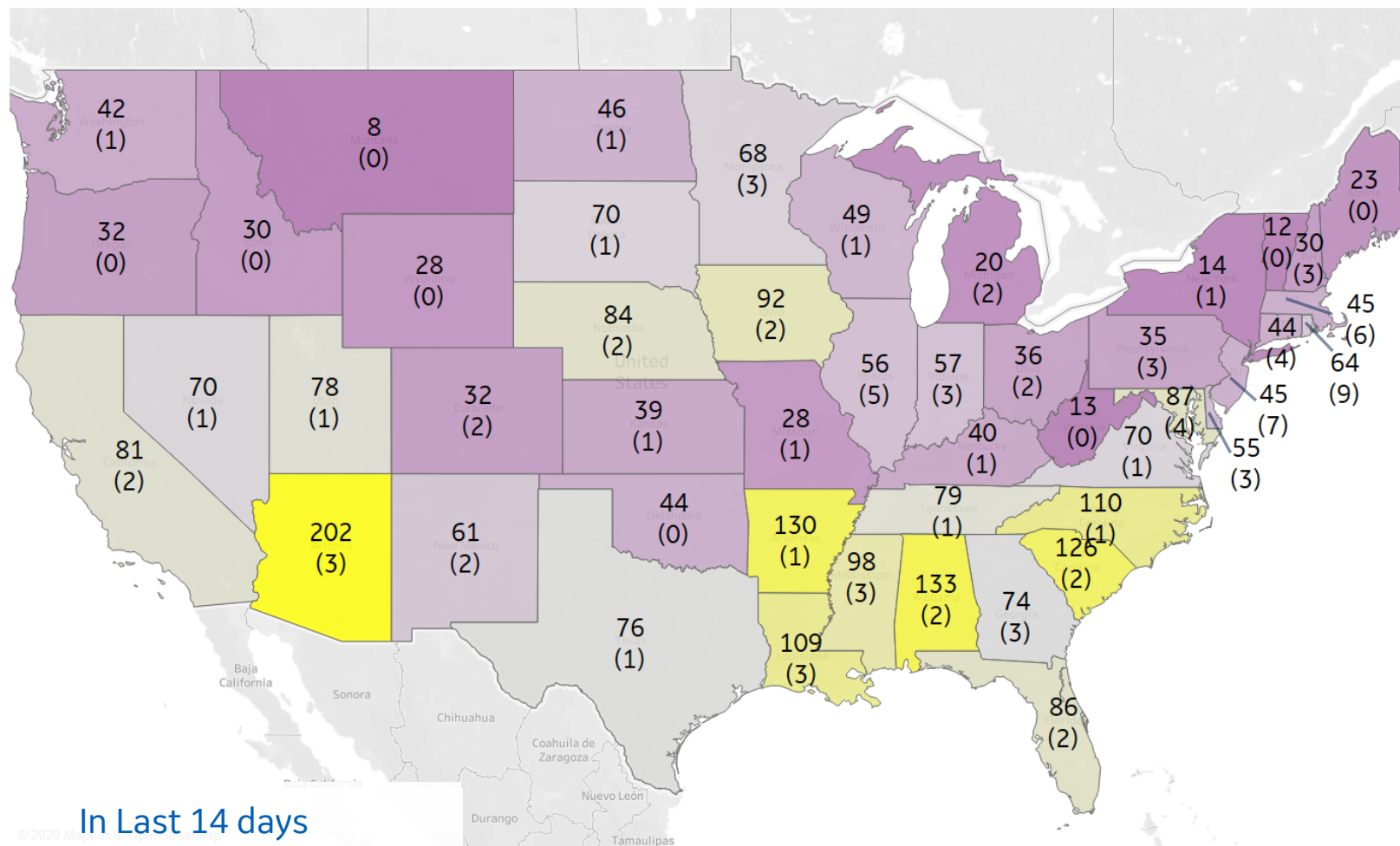
**Note:** Includes counties ≥ 250K population

\* New York City counties aggregated into one reporting area





# US, New in Last 14 days



## Top 10 by New Confirmed

Avg New Confirmed Cases / 1M

Arizona	202
Alabama	133
Arkansas	130
South Carolina	126
North Carolina	110
Louisiana	109
Mississippi	98
Iowa	92
Maryland	87
Florida	86

## Top 10 by New Deaths

Avg New Deaths / 1M

Rhode Island	9
New Jersey	7
Massachusetts	6
District of Columbia	5
Illinois	5
Connecticut	4
Maryland	4
Arizona	3
Delaware	3
Georgia	3

In Last 14 days

**Avg New Confirmed Cases  
(Avg New Deaths)  
per 1M**

0 150  
Scale different  
from other pages



# Central & South America



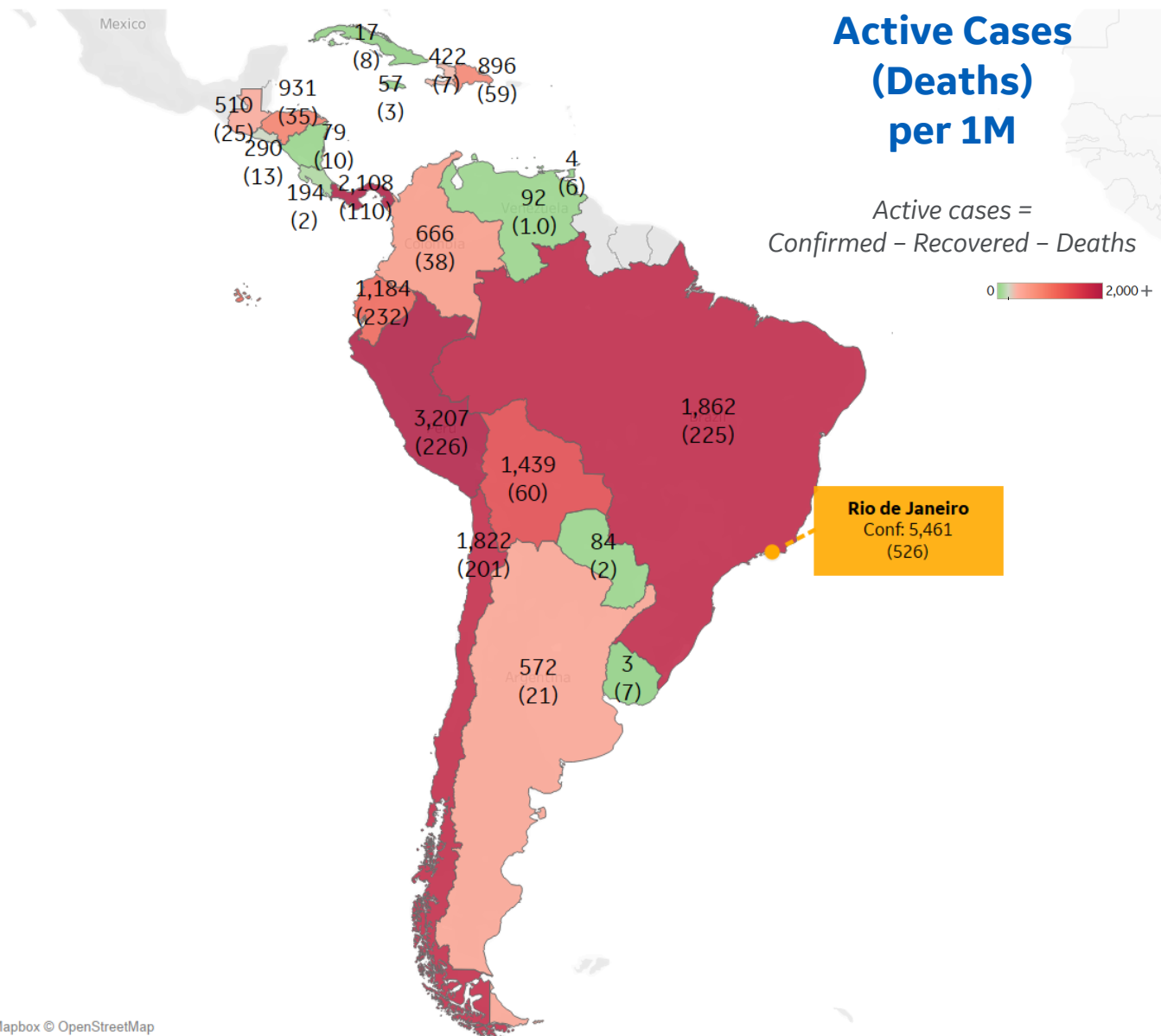
## Per 1M in Region

	Today	Change
Active Cases	1,312	+2%
Confirmed	75 new	+2%
Deaths	4 new	+3%
Recovered	43 new	+2%

## Most Active Cases per 1M

Peru	3,207
Panama	2,108
Brazil	1,862
Chile	1,822
Bolivia	1,439
Ecuador	1,184
Honduras	931
Dom. Rep.	896
Colombia	666
Argentina	572

\* Excludes regions with population < 1M





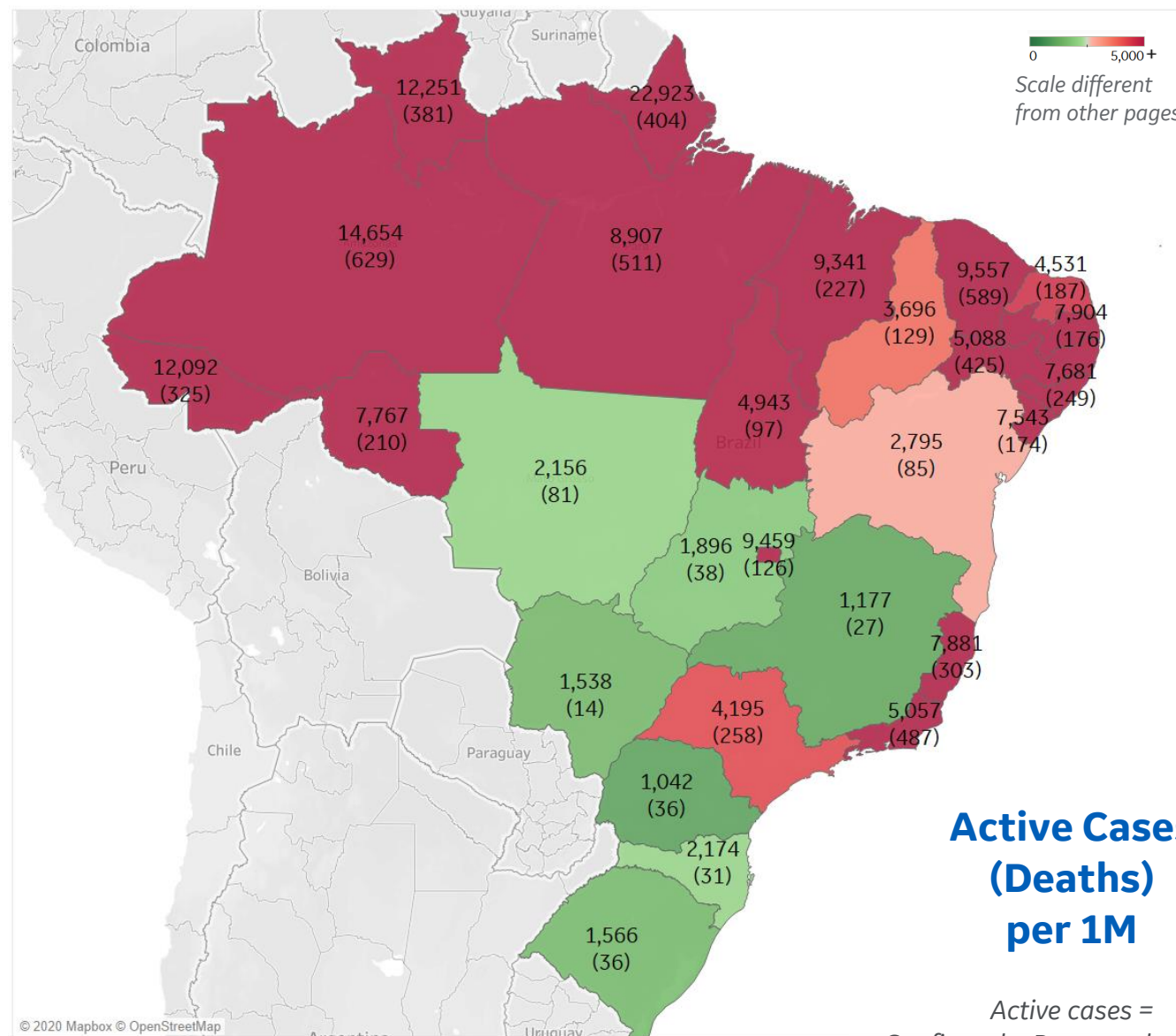
## Per 1M in Region

	Today	Change
Active Cases	1,862	+2%
Confirmed	107 new	+2%
Deaths	6 new	+3%
Recovered	64 new	+3%

## Most Active Cases per 1M

Amazonas	14,654
Ceará	9,557
Distrito Federal	9,459
Maranhão	9,341
Pará	8,907
Paraíba	7,904
Espírito Santo	7,881
Rondônia	7,767
Alagoas	7,681
Sergipe	7,543

\* Excludes regions with population < 1M



### Active Cases (Deaths) per 1M

Active cases =  
Confirmed - Recovered - Deaths



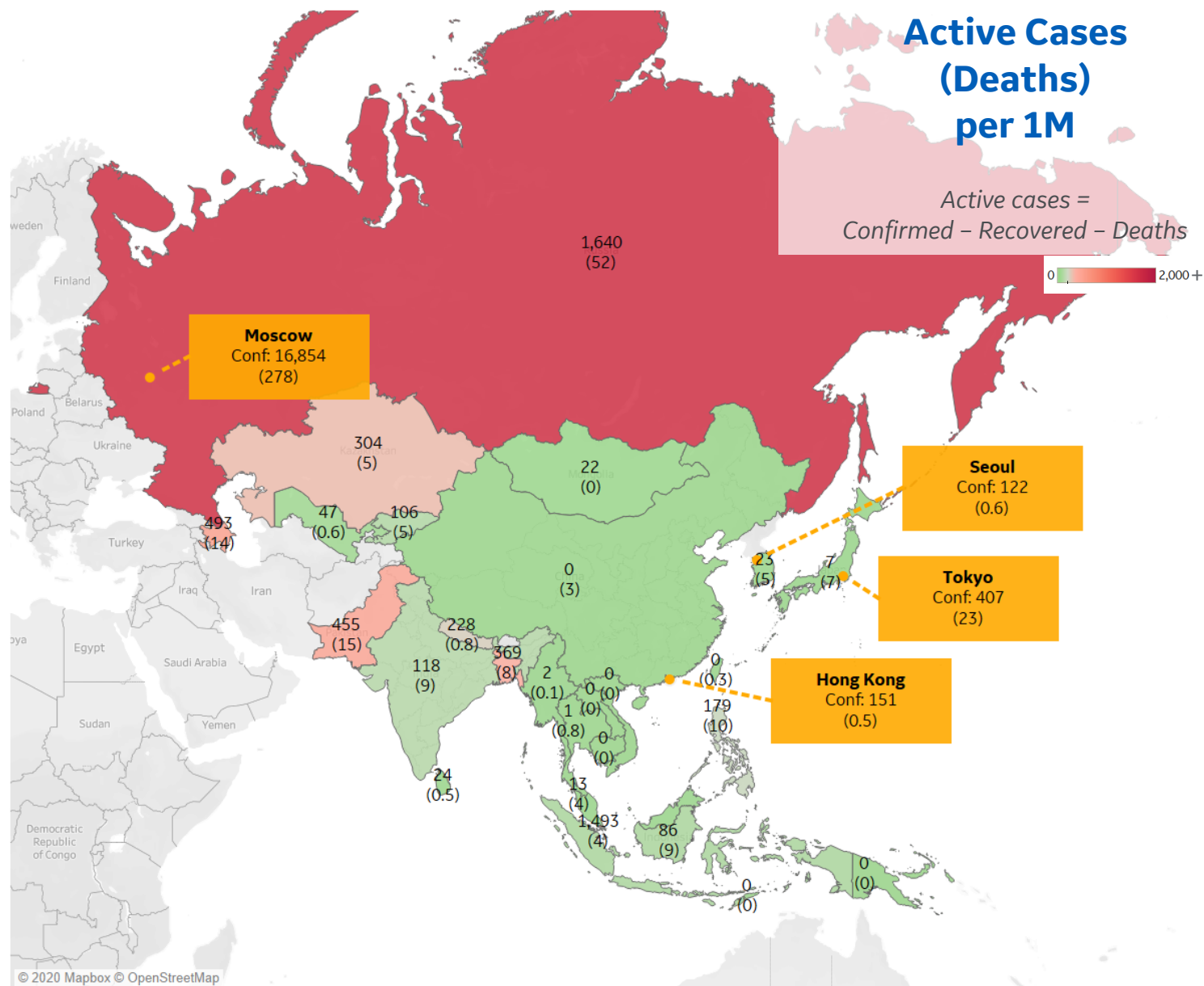
## Per 1M in Region

	Today	Change
Active Cases	147	+1%
Confirmed	8 new	+2%
Deaths	0.2 new	+2%
Recovered	6 new	+3%

## Most Active Cases per 1M

Russia	1,640
Singapore	1,493
Azerbaijan	493
Pakistan	455
Bangladesh	369
Kazakhstan	304
Nepal	228
Philippines	179
India	118
Kyrgyzstan	106

\* Excludes regions with population < 1M





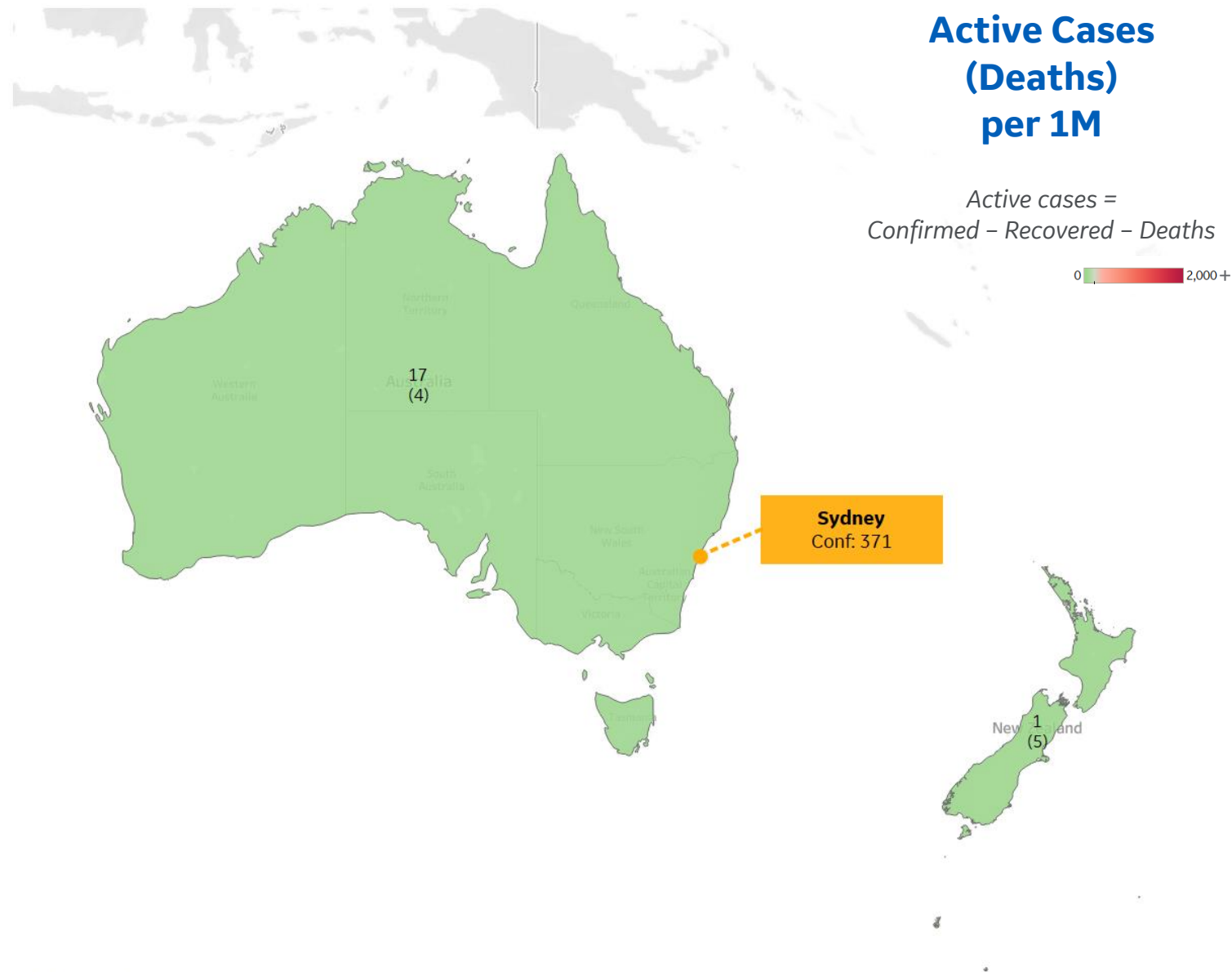
## Per 1M in Region

	Today	Change
Active Cases	14	+4%
Confirmed	1 new	+0.2%
Deaths	0 new	+0%
Recovered	0 new	+0%

## Most Active Cases per 1M

Australia	17
New Zealand	1

\* Excludes regions with population < 1M







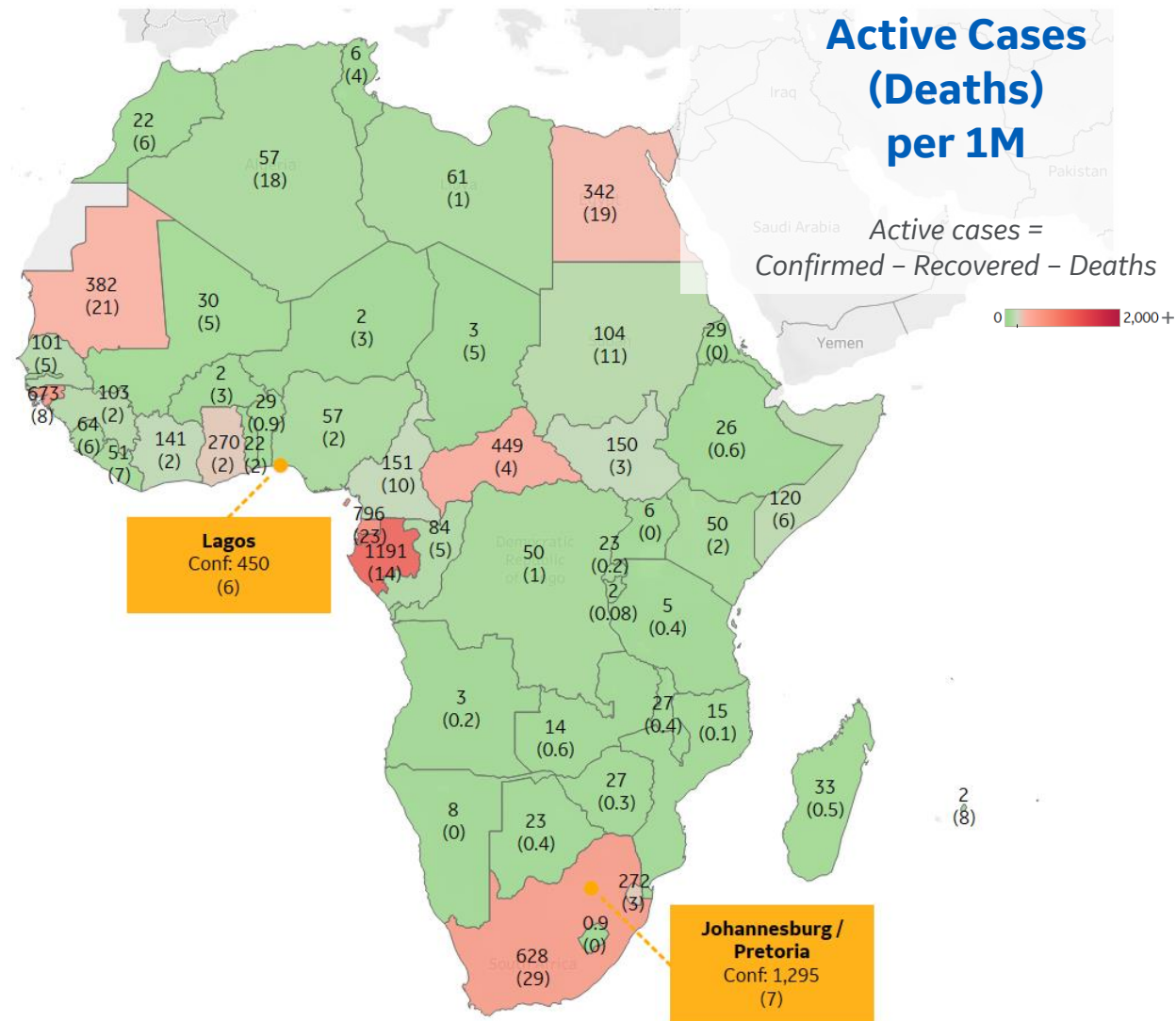
## Per 1M in Region

	Today	Change
Active Cases	107	+4%
Confirmed	6 new	+3%
Deaths	0.2 new	+3%
Recovered	2 new	+2%

## Most Active Cases per 1M

Gabon	1,191
Eq. Guinea	796
Guinea-Bissau	673
South Africa	628
Central African R..	449
Mauritania	382
Egypt	342
Eswatini	272
Ghana	270
Cameroon	151

\* Excludes regions with population < 1M







\*\* Per 1M = Per 1 Million Population unless otherwise noted

**Johns Hopkins Coronavirus Resource Center:**

<https://coronavirus.jhu.edu/map.html>

**Worldometer Coronavirus Reporting:**

<https://www.worldometers.info/coronavirus/>

**Public Health England:**

<https://www.gov.uk/government/publications/covid-19-track-coronavirus-cases>

**US Department of Homeland Security, Homeland Infrastructure Foundation-Level Data:**

<https://hifld-geoplatform.opendata.arcgis.com/datasets/hospitals>

**City of New York, NYC Health:**

<https://www1.nyc.gov/site/doh/covid/covid-19-data.page>

**Chicago Coronavirus Latest Data:**

<https://www.chicago.gov/city/en/sites/covid-19/home/latest-data.html>

**National Health Commission of the PRC:**

<http://www.nhc.gov.cn/xcs/yqtb/202003/bf66696029ba420098164607240074f8.shtml>

**Korean Centers for Disease Control and Prevention:**

[http://www.cdc.go.kr/cdc\\_eng/](http://www.cdc.go.kr/cdc_eng/)

**CDC, Severe Outcomes Among Patients with Coronavirus Disease 2019 (COVID-19):**

<https://www.cdc.gov/mmwr/volumes/69/wr/mm6912e2.htm>

**COVID-19 Information for Switzerland:**

<https://www.corona-data.ch/>

**Italian Department of Civil Protection, COVID Monitoring:**

<http://opendatadpc.maps.arcgis.com/apps/opsdashboard/index.html#/b0c68bce2cce478eac82fe38d4138b1>

**The COVID Tracking Project:**

<https://covidtracking.com/data/>

**UK Office for National Statistics**

<https://www.ons.gov.uk/peoplepopulationandcommunity/birthsdeathsandmarriages/deaths/bulletins/deathsregisteredweeklyinenglandandwalesprovisional/weekending24april2020>

**WHO Europe, Surveillance Report:**

<http://www.euro.who.int/en/health-topics/health-emergencies/coronavirus-covid-19/weekly-surveillance-report>

**WHO Europe, Principles for Transition:**

<http://www.euro.who.int/en/media-centre/sections/statements/2020/statement-transition-to-a-new-normal-during-the-covid-19-pandemic-must-be-guided-by-public-health-principles>

**CIA World Factbook:**

<https://www.cia.gov/library/publications/resources/the-world-factbook/>

**Italian Ministry of Health:**

<http://www.salute.gov.it/portale/nuovocoronavirus/dettaglioContenutiNuovoCoronavirus.jsp?lingua=italiano&id=5351&area=nuovoCoronavirus&menu=vuoto>

**New South Wales Government:**

<https://www.health.nsw.gov.au/Infectious/diseases/Pages/covid-19-latest.aspx>

**Provincial Health Services Authority of Canada, BC Center for Disease Control:**

<http://www.bccdc.ca/about/news-stories/stories/2020/information-on-novel-coronavirus>

**Coronavirus Cases in Japan by Prefecture, Nippon Communications Foundation:**

<https://www.nippon.com/en/japan-data/h00657/coronavirus-cases-in-japan-by-prefecture.html>

**Secretary of Health, Mexico:**

<https://www.gob.mx/salud/en>

**OECD Economic Outlooks, Statistics:**

[https://www.oecd-ilibrary.org/economics/data/oecd-economic-outlook-statistics-and-projections\\_eo-data-en](https://www.oecd-ilibrary.org/economics/data/oecd-economic-outlook-statistics-and-projections_eo-data-en)

**Public Health Authority of Sweden:**

<https://www.folkhalsomyndigheten.se/smittskydd-beredskap/utbrott/aktuella-utbrott/covid-19/bekraftade-fall-i-sverige>

**National Public Health Agency of France:**

<https://www.santepubliquefrance.fr/regions/ile-de-france/documents/bulletin-regional/2020/covid-19-point-epidemiologique-en-ile-de-france-du-23-avril-2020>

**National Public Health Agency of France:**

<https://www.santepubliquefrance.fr/regions/ile-de-france/documents/bulletin-regional/2020/covid-19-point-epidemiologique-en-ile-de-france-du-23-avril-2020>

**Ministry of Health:**

<https://www.health.govt.nz/>