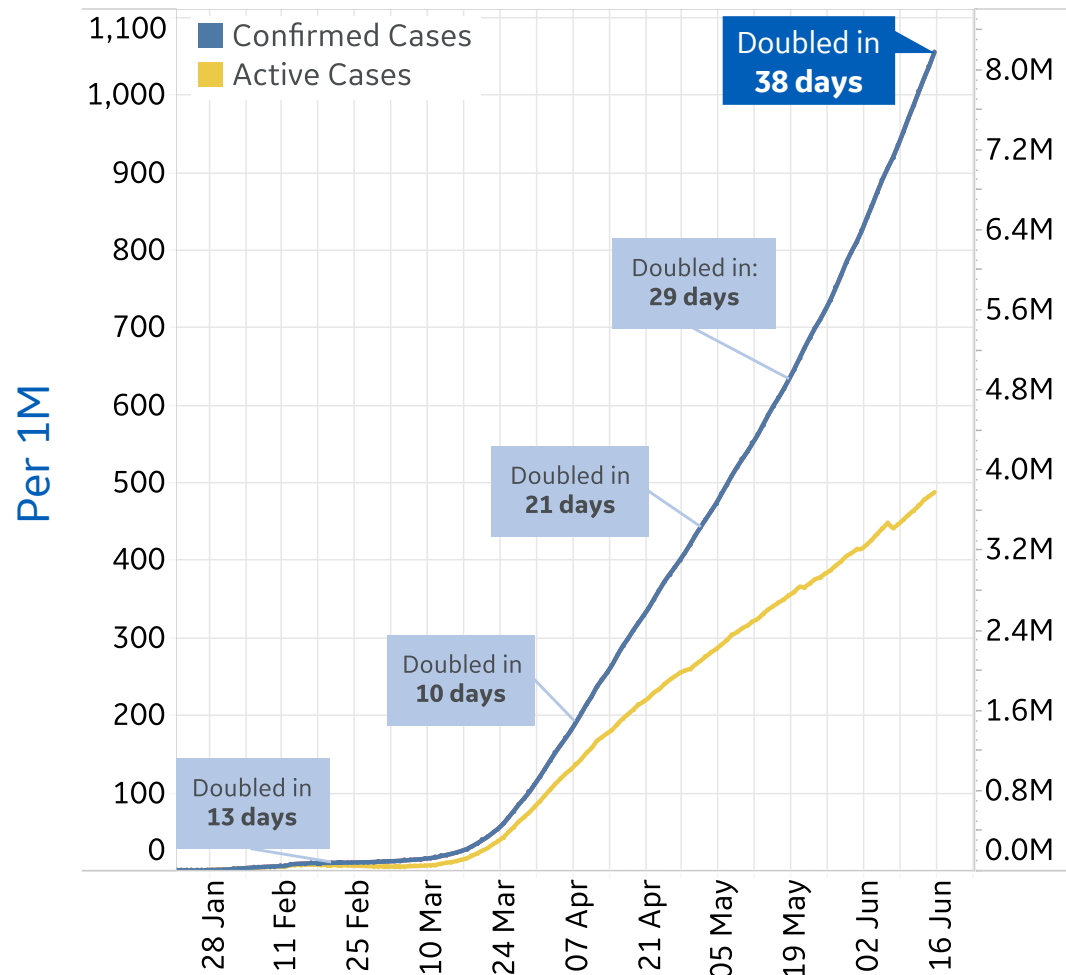




Global Confirmed & Active Cases

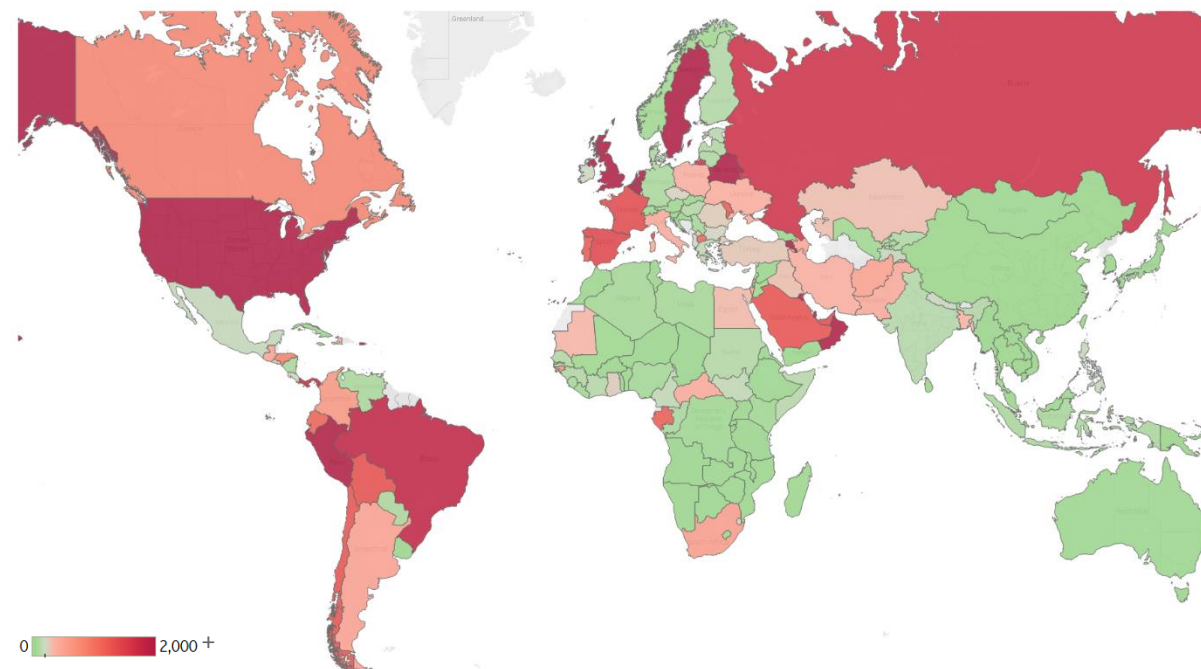


Trend since 22 Jan



Today per 1M

Active cases = Confirmed - Recovered - Deaths



<i>Per 1M:</i>	Today	Change
Active Today	487	+1%
Active	4 new	+1%
Confirmed	18 new	+2%
Deaths	1 new	+2%
Recovered	13 new	+3%



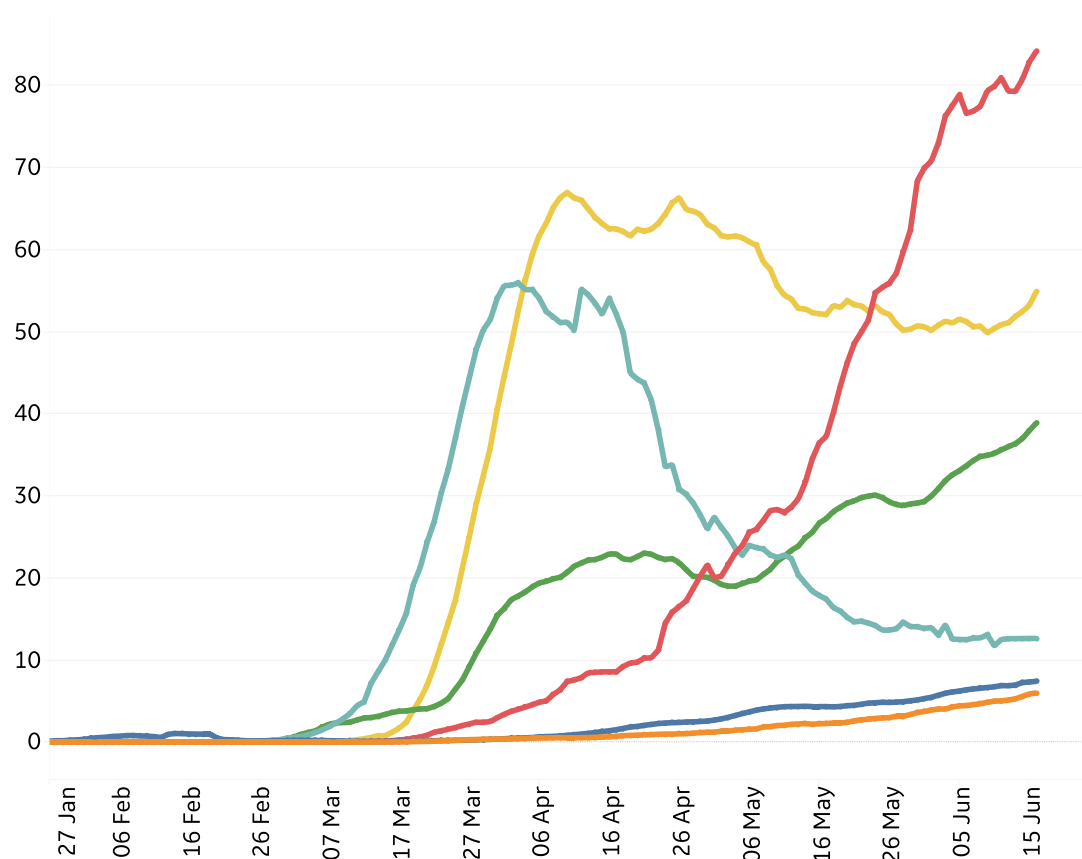
New Confirmed Cases & New Deaths



Key **North America** **Europe** **Middle East** **Central/South America** **Asia** **Africa**

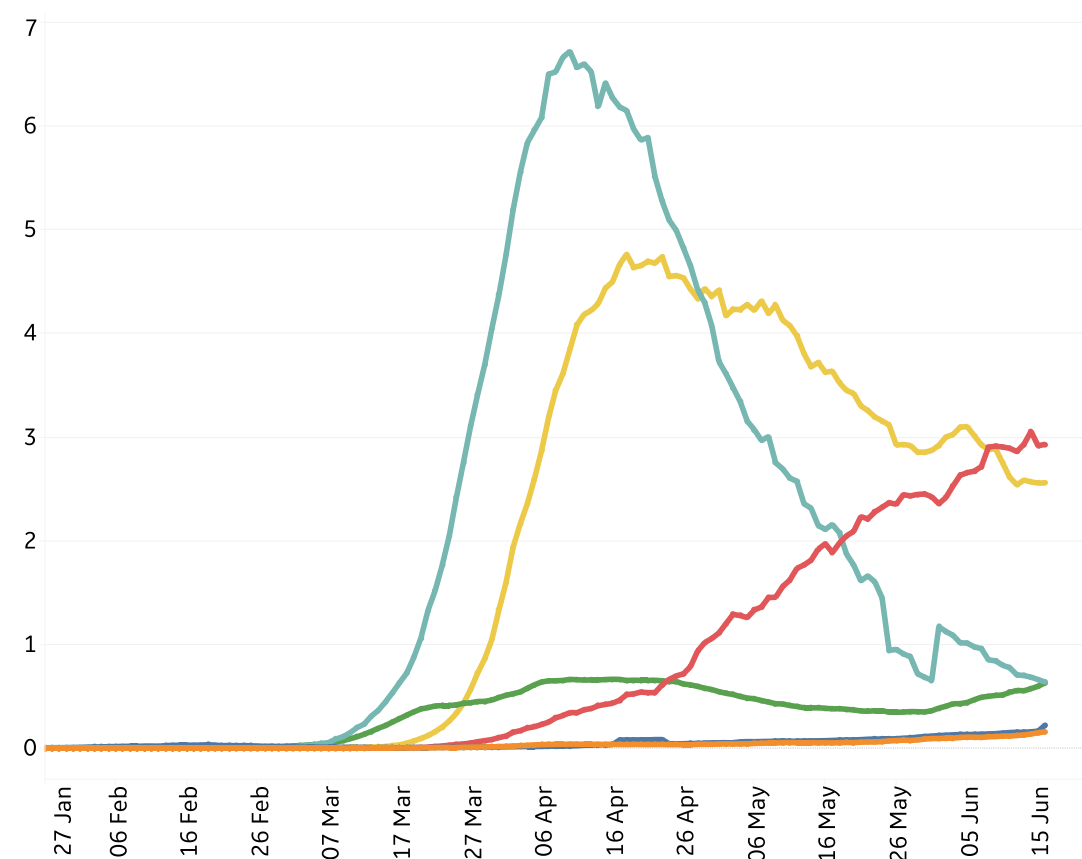
New Confirmed Cases / 1M

7-day rolling average



New Deaths / 1M

7-day rolling average





Top 50 Countries: Per 1M



1 - 25

	Active Today	Today			Total since 22 Jan		
		Confirmed	Deaths	Recovered	Total Confirmed	Total Deaths	Total Recovered
Qatar	7,475	417	1	618	28,489	28	20,986
Sweden	4,791	93	5	0	5,280	489	0
US	4,342	72	3	22	6,458	353	1,763
UK	3,775	19	3	0	4,413	619	19
Armenia	3,586	143	3	100	5,902	99	2,218
Bahrain	3,315	317	1	352	11,491	28	8,149
Peru	3,181	126	6	175	7,193	214	3,797
Belgium	2,922	5	0	1	5,190	834	1,434
Oman	2,754	146	1	304	4,948	22	2,171
Belarus	2,516	73	1	91	5,860	34	3,310
Netherlands	2,511	8	0	0	2,877	355	11
Kuwait	1,978	123	1	158	8,654	71	6,605
Brazil	1,825	164	6	58	4,343	213	2,305
Panama	1,792	125	2	2	5,090	106	3,192
Singapore	1,672	26	0	137	7,003	4	5,327
Russia	1,670	56	1	67	3,733	50	2,013
Spain	1,429	5	0	0	5,226	580	3,216
France	1,399	1	2	4	2,977	453	1,125
UAE	1,398	35	0	74	4,346	30	2,918
Bolivia	1,325	69	2	27	1,703	56	321
Saudi Arabia	1,313	123	1	47	3,916	30	2,572
Chile	1,299	262	1	389	9,649	177	8,173
Portugal	1,236	29	0	35	3,662	149	2,276
Moldova	1,222	93	3	27	3,038	105	1,711
Gabon	1,192	36	1	44	1,848	13	643

26 - 50

	Active Today	Today			Total since 22 Jan		
		Confirmed	Deaths	Recovered	Total Confirmed	Total Deaths	Total Recovered
Ecuador	1,150	35	2	19	2,717	225	1,342
North Macedo..	1,124	68	4	16	2,063	96	843
Honduras	833	48	1	6	975	33	109
Dom. Rep.	824	38	1	10	2,183	57	1,303
Canada	819	9	1	11	2,678	219	1,640
EU	800	8	1	7	2,731	292	1,639
Eq. Guinea	796	255	14	224	1,186	23	367
Guinea-Bissau	673	0	0	0	758	8	78
Colombia	617	1	0	0	1,046	36	393
South Africa	550	47	1	37	1,287	27	709
Afghanistan	522	20	0	8	676	13	141
Argentina	511	30	1	6	756	19	225
Guatemala	457	24	1	7	598	23	117
Azerbaijan	453	33	0	21	1,052	12	587
Israel	433	30	0	4	2,252	35	1,785
Pakistan	423	26	1	10	701	13	265
Central Africa..	414	39	1	6	499	3	82
Italy	406	3	1	25	3,928	569	2,953
Ukraine	394	15	0	6	759	21	344
Haiti	390	9	0	0	399	7	2
Poland	377	11	0	7	798	34	387
Iran	365	31	1	25	2,291	108	1,818
Bangladesh	346	23	0	106	574	8	220
Mauritania	342	37	0	3	442	20	80
Total World	487	18	1	13	1,055	57	511

Several countries are revising and updating case counts

Reported deaths in **Qatar** increased 86% in the last 14 days

Top 50 countries selected by Active Cases / 1M
Excluded countries with population < 1M



Top 50 Countries: Raw Volume



1 - 25

	Active Cases	Today			Total since 22 Jan		
		Confirmed	Deaths	Recovered	Total Confirmed	Total Deaths	Total Recovered
US	1,437,265	23,705	836	7,169	2,137,731	116,963	583,503
Brazil	387,943	34,918	1,282	12,296	923,189	45,241	490,005
EU	356,274	3,429	256	3,126	1,215,891	129,963	729,654
UK	256,253	1,285	233	9	299,600	42,054	1,293
Russia	243,671	8,241	193	9,759	544,725	7,274	293,780
Peru	104,895	4,164	196	5,796	237,156	7,056	125,205
Pakistan	93,348	5,839	136	2,047	154,760	2,975	58,437
France	91,338	42	111	291	194,347	29,550	73,459
Spain	66,816	219	0	0	244,328	27,136	150,376
Bangladesh	56,955	3,862	53	17,533	94,481	1,262	36,264
Sweden	48,384	940	48	0	53,323	4,939	0
Saudi Arabia	45,723	4,267	41	1,650	136,315	1,052	89,540
Netherlands	43,020	140	5	0	49,295	6,089	186
Belgium	33,867	55	2	15	60,155	9,663	16,625
South Africa	32,646	2,801	57	2,196	76,334	1,625	42,063
Colombia	31,417	43	0	1	53,211	1,808	19,986
Canada	30,917	324	43	433	101,087	8,271	61,899
Iran	30,699	2,563	115	2,085	192,439	9,065	152,675
Chile	24,834	5,013	21	7,440	184,449	3,383	156,232
Italy	24,569	210	34	1,516	237,500	34,405	178,526
Belarus	23,778	689	6	853	55,369	318	31,273
Argentina	23,107	1,374	24	283	34,159	878	10,174
Qatar	21,536	1,201	4	1,780	82,077	80	60,461
Ecuador	20,289	621	41	335	47,943	3,970	23,684
Afghanistan	20,311	783	13	344	26,310	491	5,508

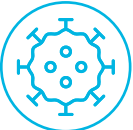
26 - 50

	Active Cases	Today			Total since 22 Jan		
		Confirmed	Deaths	Recovered	Total Confirmed	Total Deaths	Total Recovered
Ukraine	17,233	673	11	283	33,209	922	15,054
Bolivia	15,472	810	27	322	19,883	659	3,752
Poland	14,269	407	16	271	30,195	1,272	14,654
Oman	14,066	745	6	1,556	25,269	114	11,089
UAE	13,828	346	2	732	42,982	293	28,861
Portugal	12,602	300	2	360	37,336	1,522	23,212
Armenia	10,625	425	8	295	17,489	293	6,571
Singapore	9,780	151	0	797	40,969	26	31,163
Dom. Rep.	8,938	415	10	108	23,686	615	14,133
Kuwait	8,449	527	5	675	36,958	303	28,206
Honduras	8,251	478	8	50	9,656	330	1,075
Guatemala	8,192	434	19	130	10,706	418	2,096
Panama	7,731	540	9	8	21,962	457	13,774
Bahrain	5,640	540	1	599	19,553	47	13,866
Moldova	4,930	375	12	107	12,254	423	6,901
Azerbaijan	4,588	338	4	209	10,662	126	5,948
Haiti	4,443	106	4	0	4,547	80	24
Israel	3,744	258	0	34	19,495	302	15,449
Gabon	2,653	81	2	98	4,114	29	1,432
North Macedo..	2,341	142	8	34	4,299	201	1,757
Central Africa..	2,000	188	7	27	2,410	14	396
Mauritania	1,591	170	2	13	2,057	93	373
Guinea-Bissau	1,324	0	0	0	1,492	15	153
Eq. Guinea	1,117	358	20	315	1,664	32	515
Total World	3,775,086	139,479	6,786	97,831	8,173,940	443,685	3,955,169

Several countries are revising and updating case counts

Reported deaths in **Gabon** increased 38% since 10 June

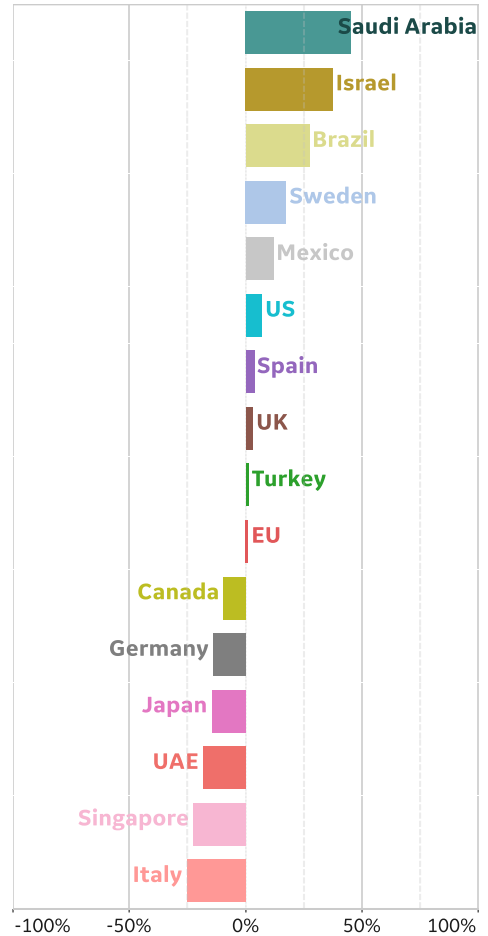
Top 50 countries selected by Active Cases / 1M
Excluded countries with population < 1M



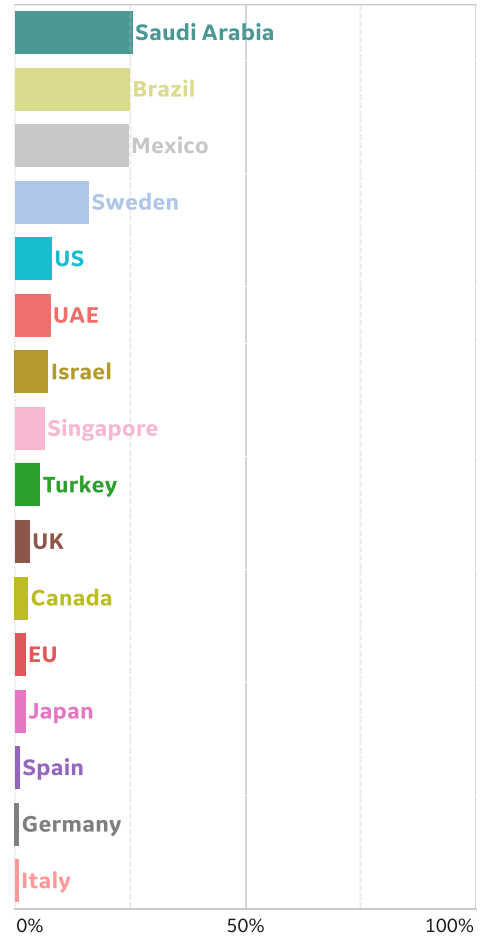
% Change in Case Volume in Select Countries

Over Previous 7 days

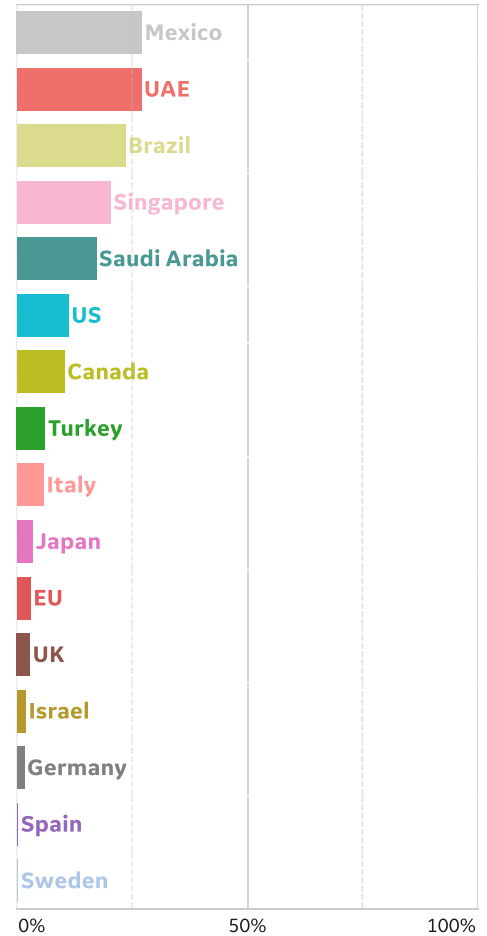
Active Cases




Confirmed Cases



Reported Recoveries



Reported Deaths

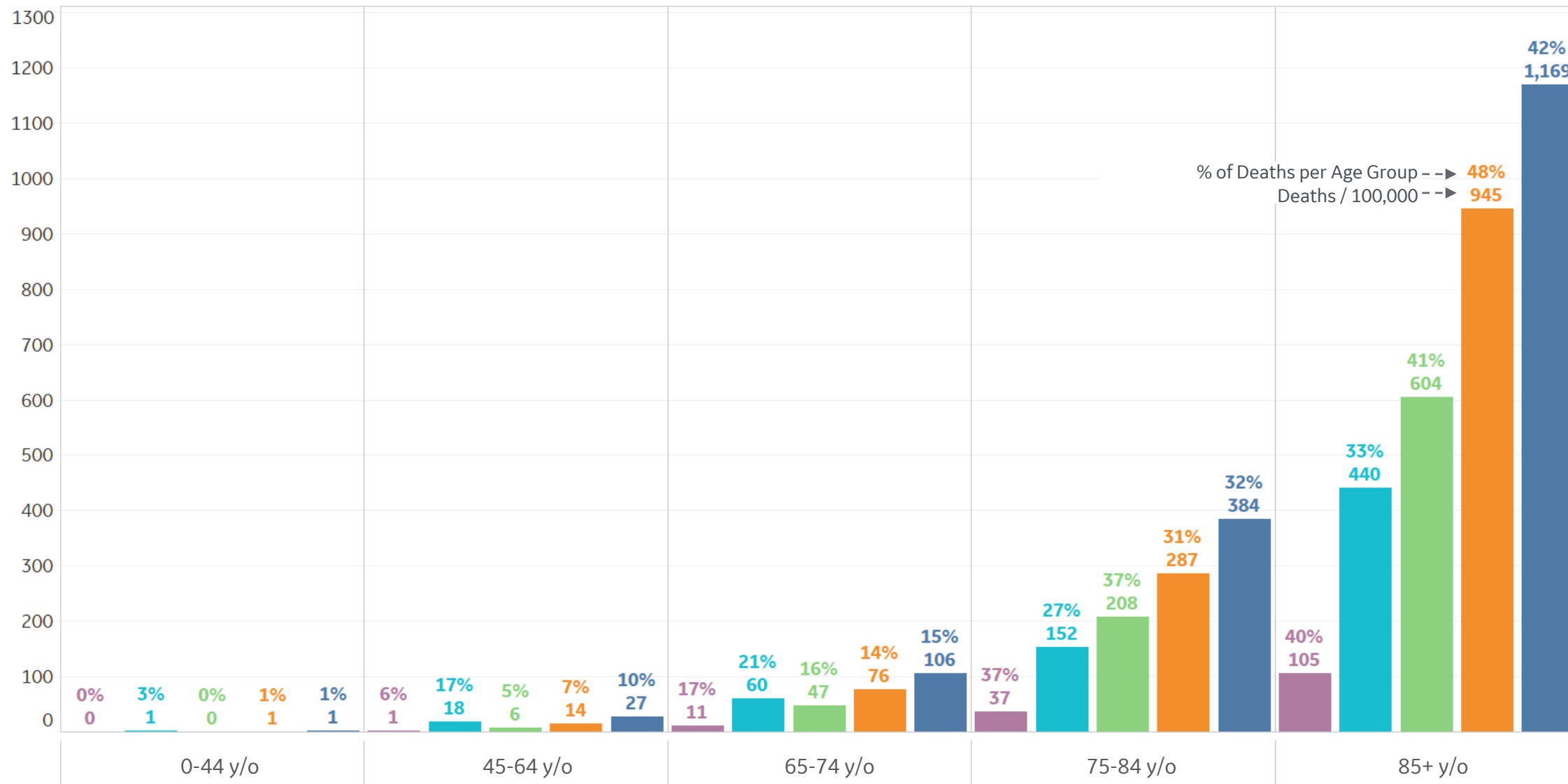




Feature: Deaths by Age, Select Countries



Deaths* / 100,000 for: Austria, US, Netherlands, Belgium, and England & Wales



*Data through 16 Jun for Austria and Netherlands, 13 Jun for Belgium, 6 Jun for US, and 29 May for England & Wales



Per 1M in Region

	Today	Change
Active Cases	3,532	+0.4%
Confirmed	18 new	+0.4%
Deaths	3 new	+0.5%
Recovered	0 new	+0%

Most Active Cases per 1M

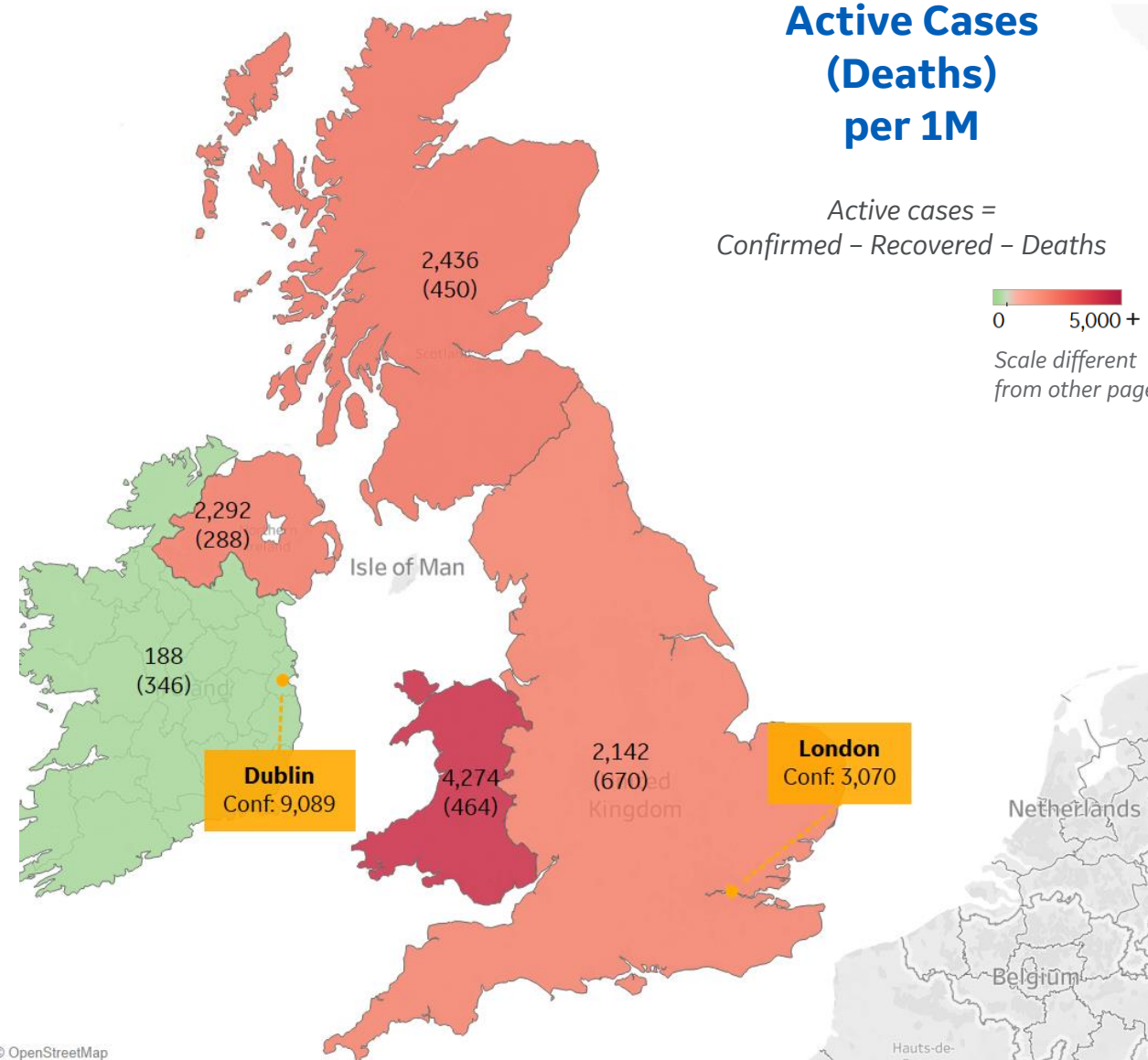
Wales	4,274
Scotland	2,436
Northern Ireland	2,292
England	2,142
Ireland	188

Active Cases (Deaths) per 1M

Active cases =
Confirmed - Recovered - Deaths

0 5,000+

Scale different
from other pages



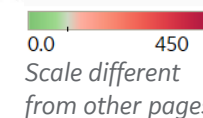
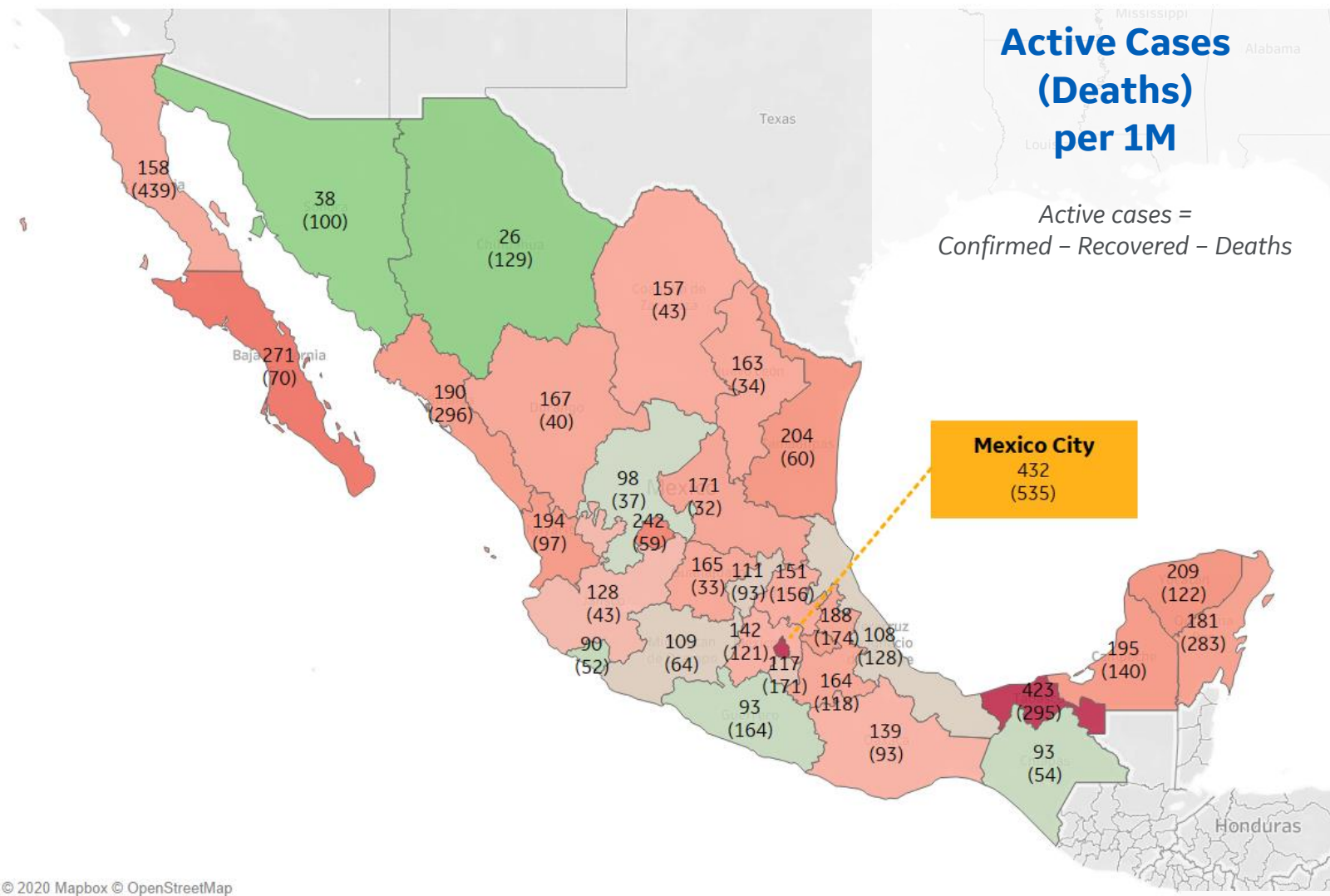


Per 1M in Region

	Today	Change
Active Cases	164	+4%
Confirmed	36 new	+3%
Deaths	6 new	+4%
Recovered	24 new	+3%

Most Active Cases per 1M

Distrito Federal	432
Tabasco	423
Baja California Sur	271
Aguascalientes	242
Yucatan	209
Tamaulipas	204
Campeche	195
Nayarit	194
Sinaloa	190
Tlaxcala	188



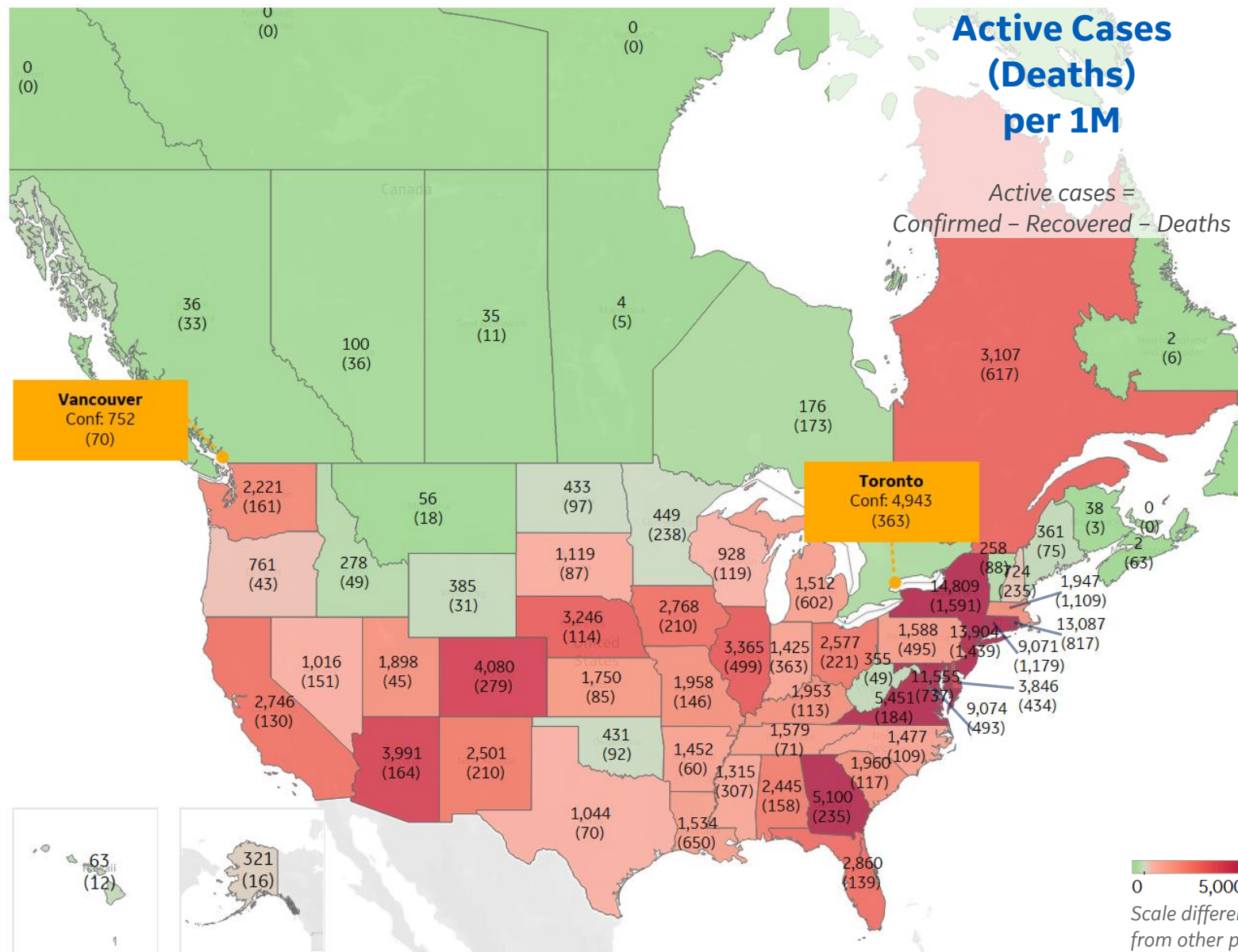


Per 1M in Region

	Today	Change
Active Cases	3,982	+1%
Confirmed	65 new	+1%
Deaths	2 new	+1%
Recovered	20 new	+1%

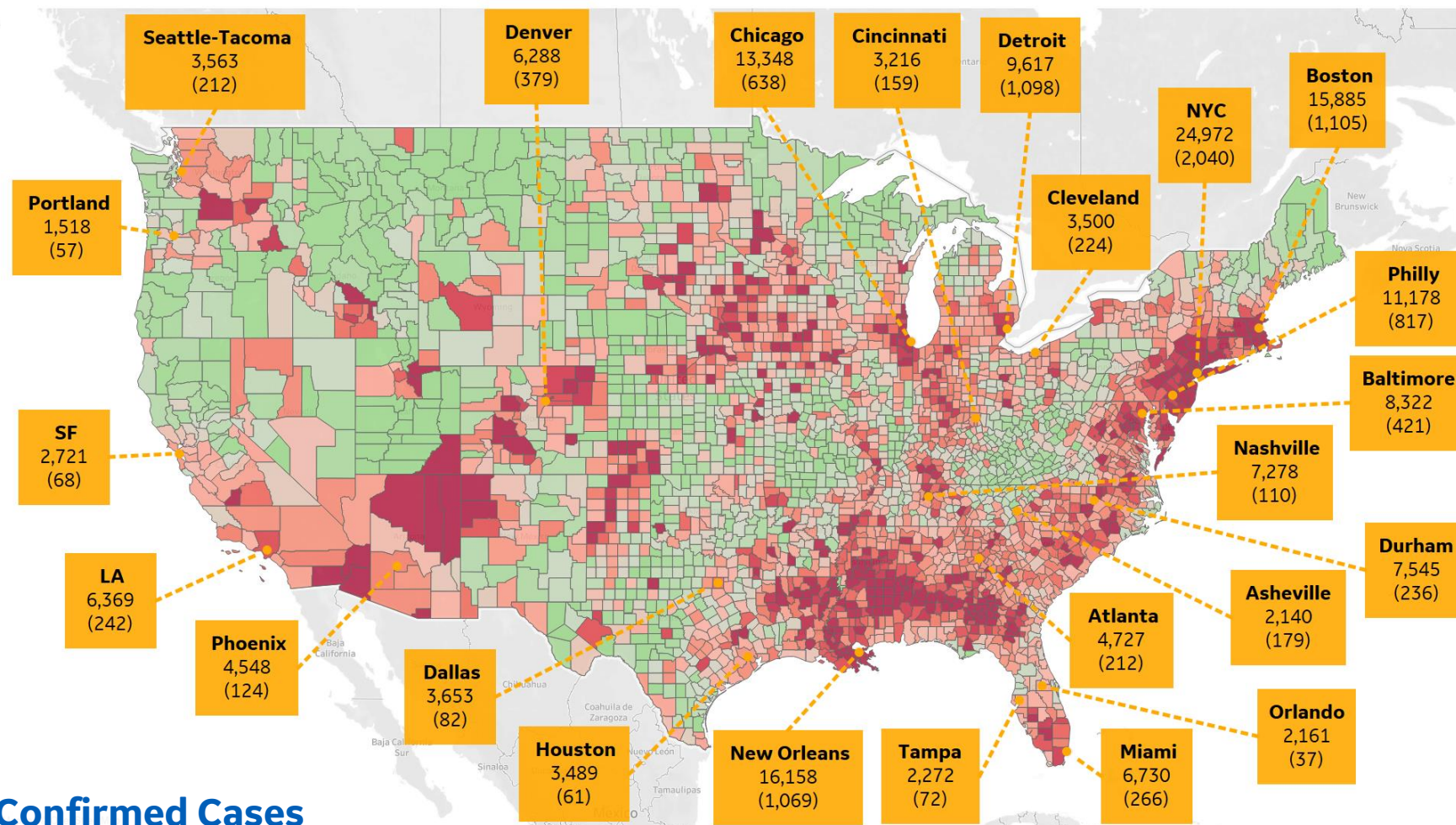
Most Active Cases per 1M

New York	14,809
New Jersey	13,904
Rhode Island	13,087
DC	11,555
Maryland	9,074
Connecticut	9,071
Virginia	5,451
Georgia	5,100
Colorado	4,080
Arizona	3,991



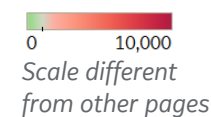


US by County & Metro, Total to Date



Confirmed Cases
(Deaths)
per 1M

Each box reports data for the Metropolitan Statistical Area of the major city listed



Top 10 Northeast Counties

Total Confirmed Cases / 1M

Rockland County, NY	41,012
Westchester County, NY	35,202
Passaic County, NJ	32,883
Nassau County, NY	30,212
Union County, NJ	29,150
Hudson County, NJ	28,308
Suffolk County, NY	27,384
Orange County, NY	27,357
New York City*	24,937
Suffolk County, MA	23,751

Top 10 Other US Counties

Total Confirmed Cases / 1M

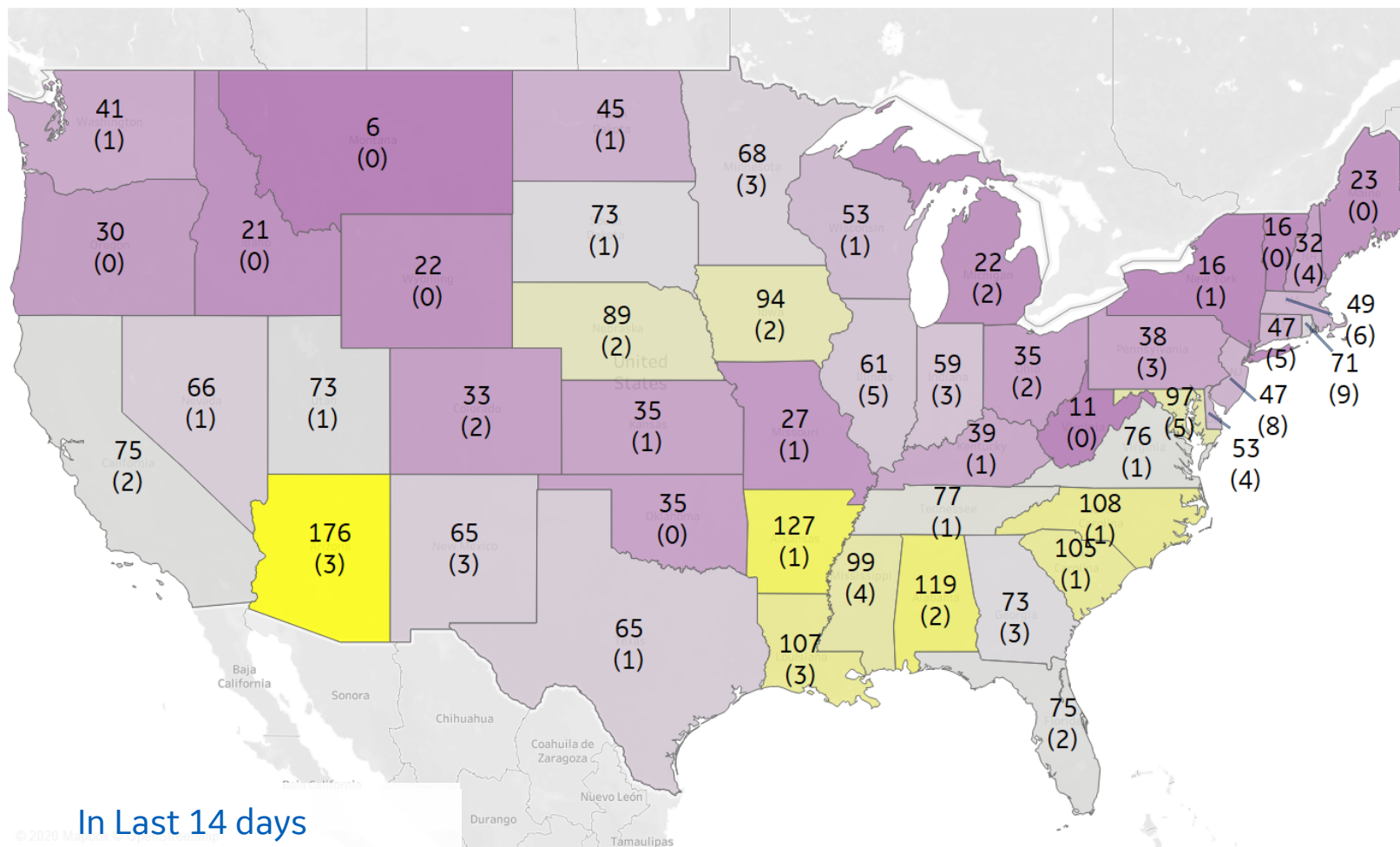
Yakima County, WA	19,114
Orleans Parish, LA	18,676
Jefferson Parish, LA	18,583
Prince George's County, MD	18,376
Cook County, IL	16,154
District of Columbia, DC	13,428
Prince William County, VA	13,405
Kane County, IL	12,941
Lake County, IL	12,718
Montgomery County, MD	12,372

Note: Includes counties ≥ 250K population

* New York City counties aggregated into one reporting area



US, New in Last 14 days



Top 10 by New Confirmed

Avg New Confirmed Cases / 1M

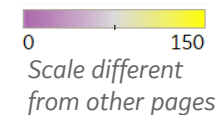
Arizona	176
Arkansas	127
Alabama	119
North Carolina	108
Louisiana	107
South Carolina	105
Mississippi	99
Maryland	97
District of Columbia	94
Iowa	94

Top 10 by New Deaths

Avg New Deaths / 1M

Rhode Island	9
New Jersey	8
Massachusetts	6
Connecticut	5
District of Columbia	5
Illinois	5
Maryland	5
Delaware	4
Mississippi	4
New Hampshire	4

In Last 14 days
Avg New Confirmed Cases
(Avg New Deaths)
per 1M





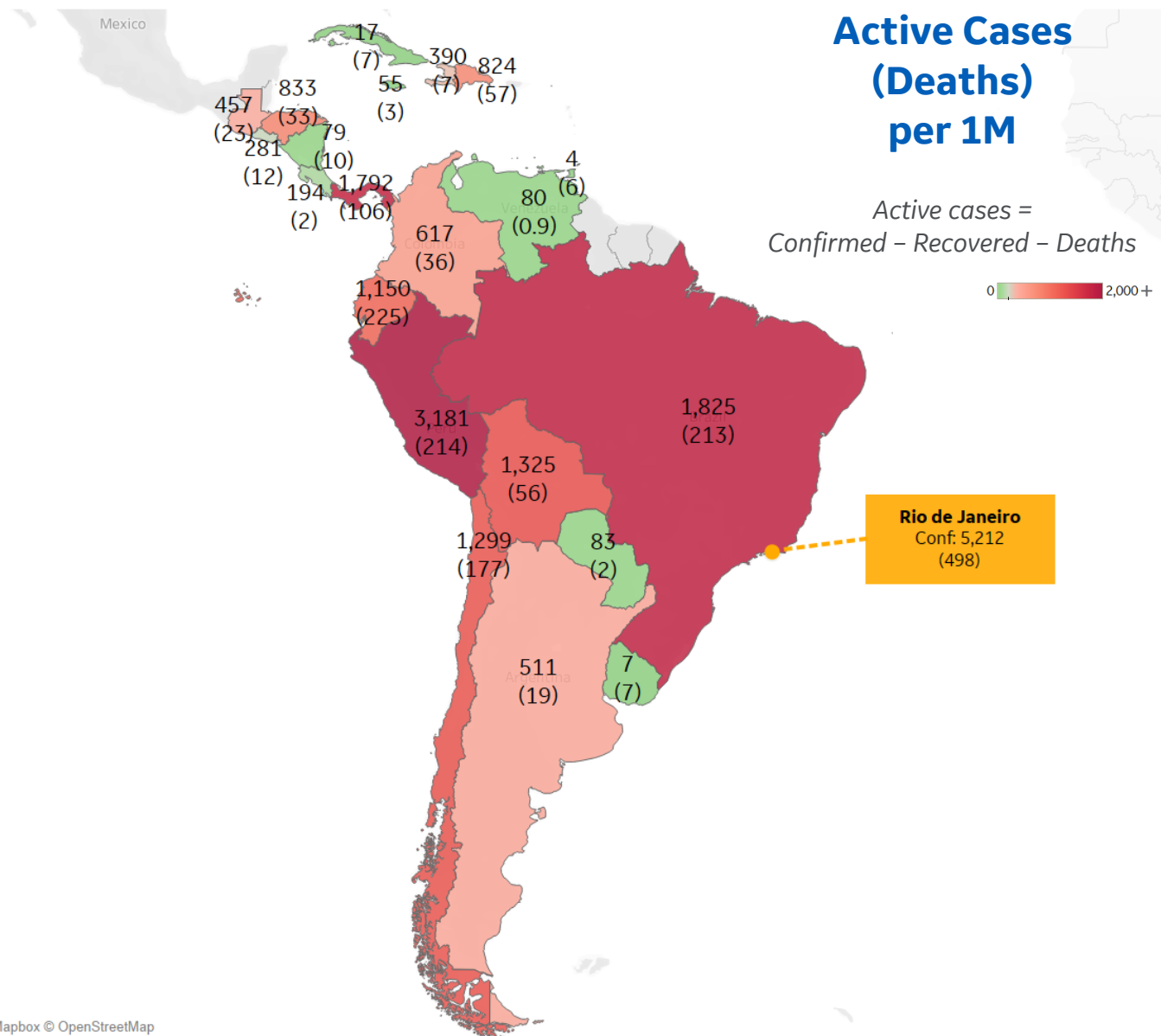
Per 1M in Region

	Today	Change
Active Cases	1,254	+3%
Confirmed	95 new	+3%
Deaths	3 new	+3%
Recovered	53 new	+3%

Most Active Cases per 1M

Peru	3,181
Brazil	1,825
Panama	1,792
Bolivia	1,325
Chile	1,299
Ecuador	1,150
Honduras	833
Dom. Rep.	824
Colombia	617
Argentina	511

* Excludes regions with population < 1M





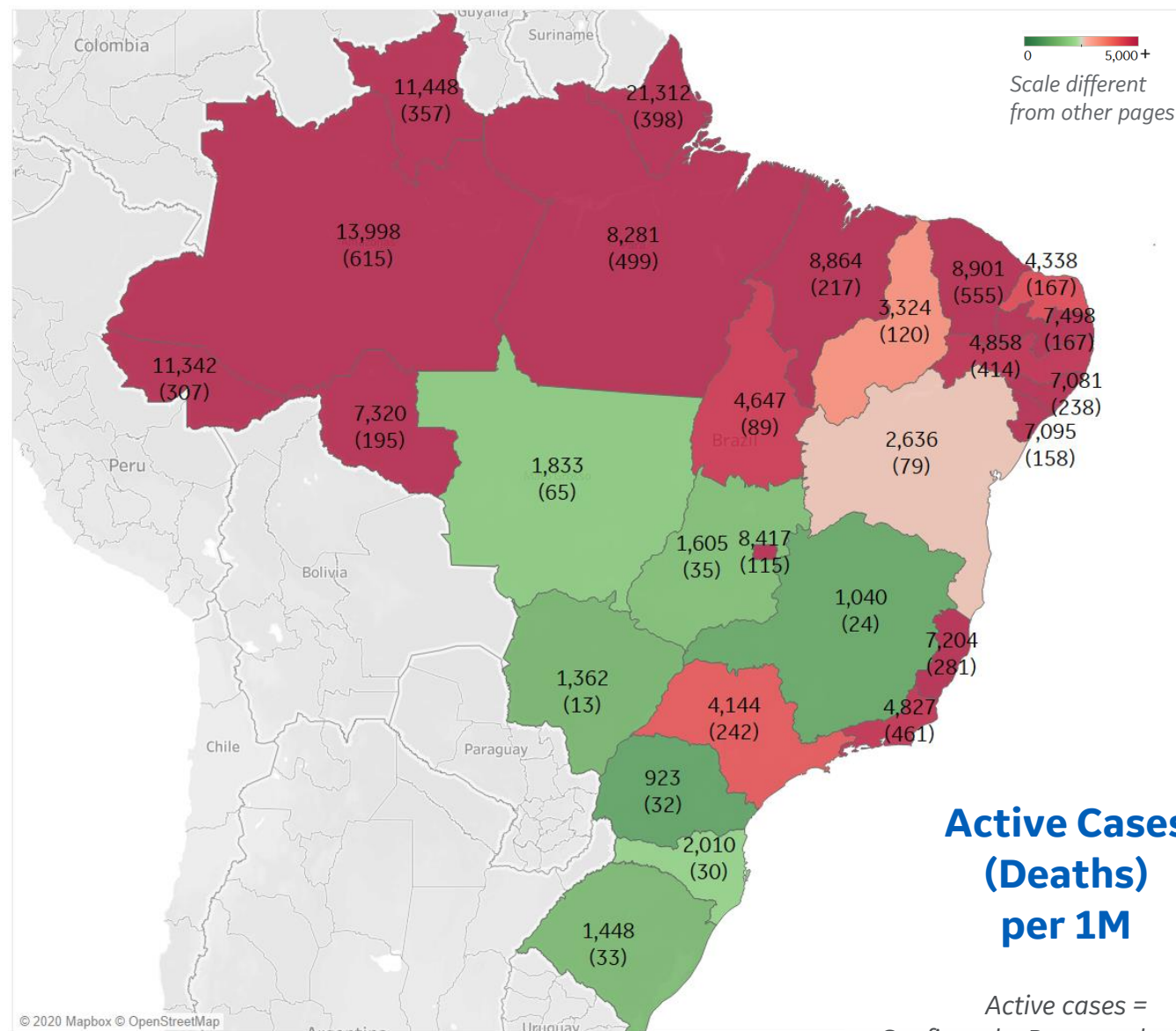
Per 1M in Region

	Today	Change
Active Cases	1,825	+6%
Confirmed	164 new	+4%
Deaths	6 new	+3%
Recovered	58 new	+3%

Most Active Cases per 1M

Amazonas	13,998
Ceará	8,901
Maranhão	8,864
Distrito Federal	8,417
Pará	8,281
Paraíba	7,498
Rondônia	7,320
Espírito Santo	7,204
Sergipe	7,095
Alagoas	7,081

* Excludes regions with population < 1M



Active Cases (Deaths) per 1M

Active cases =
Confirmed - Recovered - Deaths



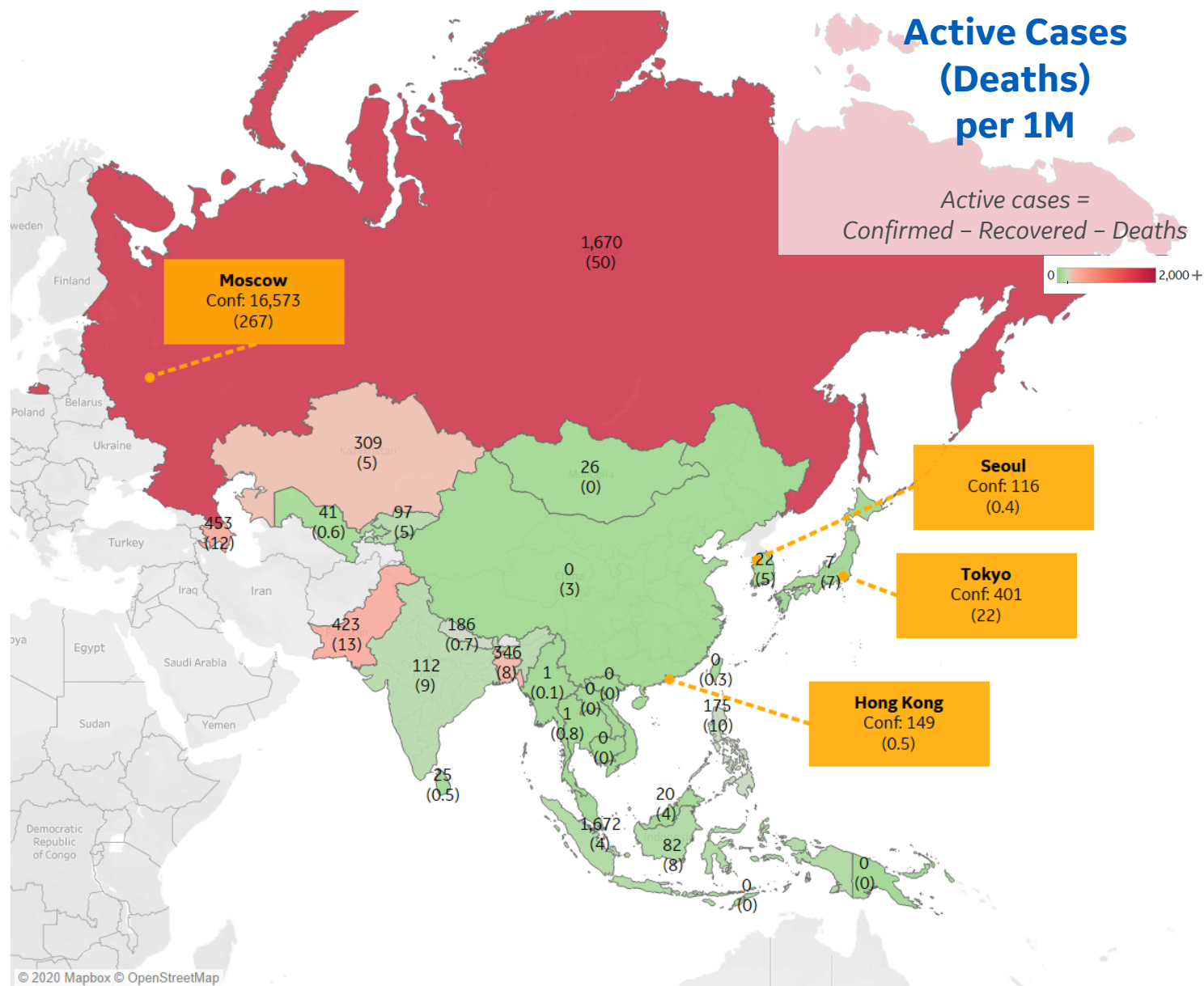
Per 1M in Region

	Today	Change
Active Cases	143	-2%
Confirmed	7 new	+2%
Deaths	1 new	+8%
Recovered	9 new	+5%

Most Active Cases per 1M

Singapore	1,672
Russia	1,670
Azerbaijan	453
Pakistan	423
Bangladesh	346
Kazakhstan	309
Nepal	186
Philippines	175
India	112
Kyrgyzstan	97

* Excludes regions with population < 1M





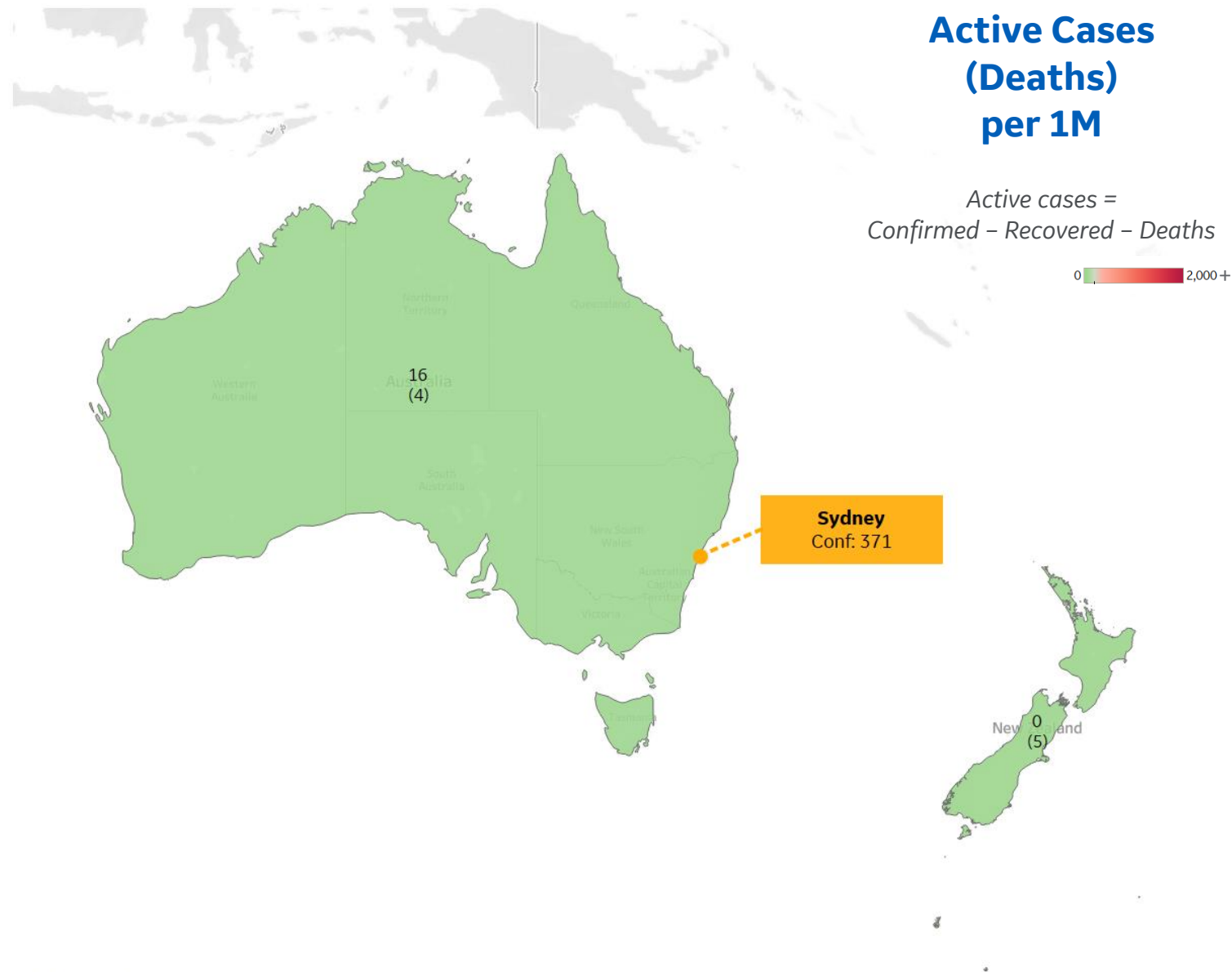
Per 1M in Region

	Today	Change
Active Cases	13	+5%
Confirmed	1 new	+0.3%
Deaths	0 new	+0%
Recovered	0 new	+0%

Most Active Cases per 1M

Australia	16
New Zealand	0

* Excludes regions with population < 1M





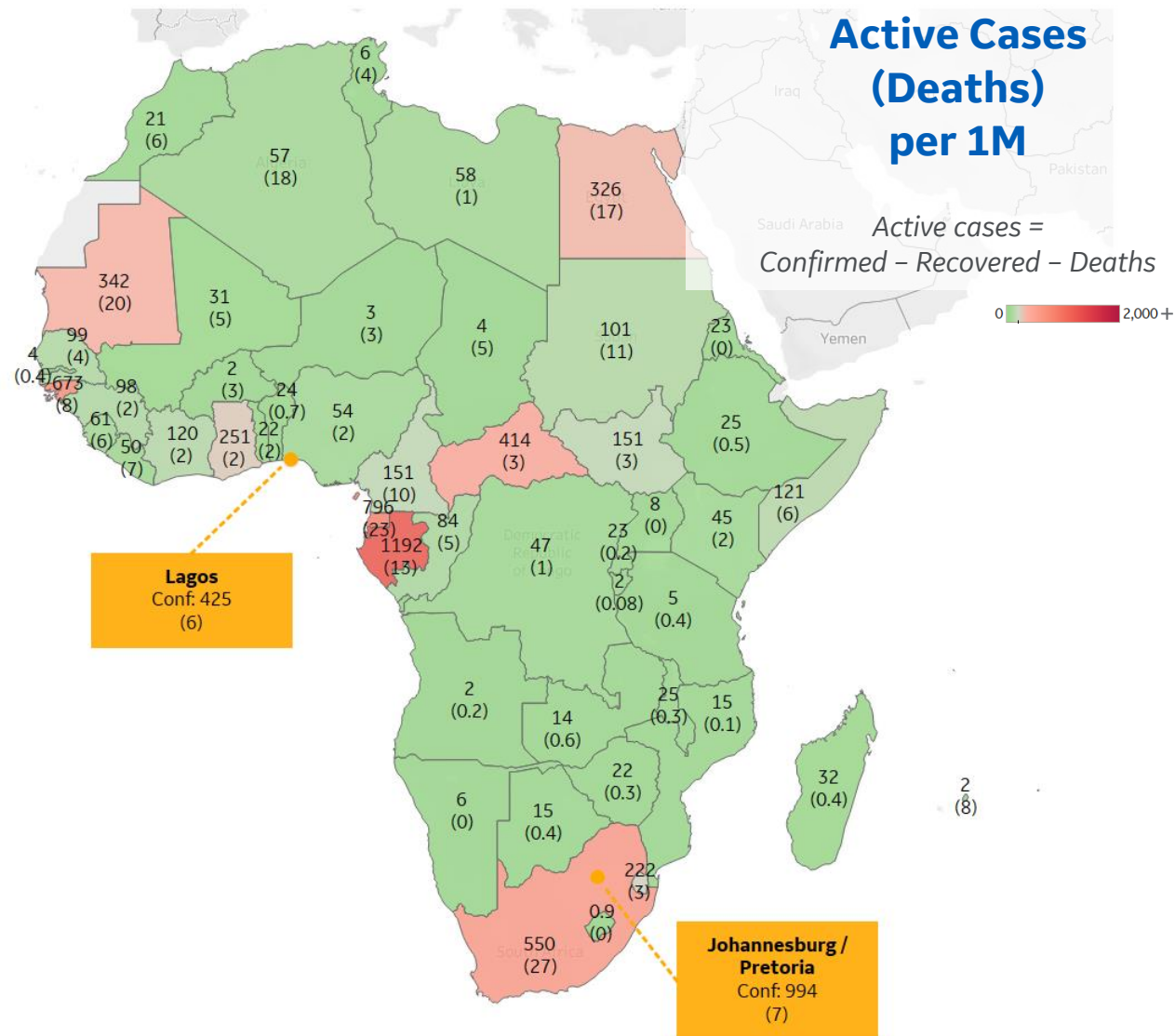
Per 1M in Region

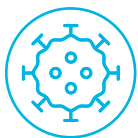
	Today	Change
Active Cases	100	+2%
Confirmed	6 new	+3%
Deaths	0.2 new	+4%
Recovered	4 new	+5%

Most Active Cases per 1M

Gabon	1,192
Eq. Guinea	796
Guinea-Bissau	673
South Africa	550
Central African R..	414
Mauritania	342
Egypt	326
Ghana	251
Eswatini	222
Cameroon	151

* Excludes regions with population < 1M





** Per 1M = Per 1 Million Population unless otherwise noted

Johns Hopkins Coronavirus Resource Center:

<https://coronavirus.jhu.edu/map.html>

Worldometer Coronavirus Reporting:

<https://www.worldometers.info/coronavirus/>

Public Health England:

<https://www.gov.uk/government/publications/covid-19-track-coronavirus-cases>

US Department of Homeland Security, Homeland Infrastructure Foundation-Level Data:

<https://hifld-geoplatform.opendata.arcgis.com/datasets/hospitals>

City of New York, NYC Health:

<https://www1.nyc.gov/site/doh/covid/covid-19-data.page>

Chicago Coronavirus Latest Data:

<https://www.chicago.gov/city/en/sites/covid-19/home/latest-data.html>

National Health Commission of the PRC:

<http://www.nhc.gov.cn/xcs/yqtb/202003/bf66696029ba420098164607240074f8.shtml>

Korean Centers for Disease Control and Prevention:

http://www.cdc.go.kr/cdc_eng/

CDC, Severe Outcomes Among Patients with Coronavirus Disease 2019 (COVID-19):

<https://www.cdc.gov/mmwr/volumes/69/wr/mm6912e2.htm>

COVID-19 Information for Switzerland:

<https://www.corona-data.ch/>

Italian Department of Civil Protection, COVID Monitoring:

<http://opendatadpc.maps.arcgis.com/apps/opsdashboard/index.html#/b0c68bce2cce478eaac82fe38d4138b1>

The COVID Tracking Project:

<https://covidtracking.com/data/>

UK Office for National Statistics

<https://www.ons.gov.uk/peoplepopulationandcommunity/birthsdeathsandmarriages/deaths/bulletins/deathsregisteredweeklyinenglandandwalesprovisional/weekending24april2020>

WHO Europe, Surveillance Report:

<http://www.euro.who.int/en/health-topics/health-emergencies/coronavirus-covid-19/weekly-surveillance-report>

WHO Europe, Principles for Transition:

<http://www.euro.who.int/en/media-centre/sections/statements/2020/statement-transition-to-a-new-normal-during-the-covid-19-pandemic-must-be-guided-by-public-health-principles>

CIA World Factbook:

<https://www.cia.gov/library/publications/resources/the-world-factbook/>

Italian Ministry of Health:

<http://www.salute.gov.it/portale/nuovocoronavirus/dettaglioContenutiNuovoCoronavirus.jsp?lingua=italiano&id=5351&area=nuovoCoronavirus&menu=vuoto>

New South Wales Government:

<https://www.health.nsw.gov.au/Infectious/diseases/Pages/covid-19-latest.aspx>

Provincial Health Services Authority of Canada, BC Center for Disease Control:

<http://www.bccdc.ca/about/news-stories/stories/2020/information-on-novel-coronavirus>

Coronavirus Cases in Japan by Prefecture, Nippon Communications Foundation:

<https://www.nippon.com/en/japan-data/h00657/coronavirus-cases-in-japan-by-prefecture.html>

Secretary of Health, Mexico:

<https://www.gob.mx/salud/en>

OECD Economic Outlooks, Statistics:

https://www.oecd-ilibrary.org/economics/data/oecd-economic-outlook-statistics-and-projections_eo-data-en

Public Health Authority of Sweden:

<https://www.folkhalsomyndigheten.se/smittskydd-beredskap/utbrott/aktuella-utbrott/covid-19/bekraftade-fall-i-sverige>

National Public Health Agency of France:

<https://www.santepubliquefrance.fr/regions/ile-de-france/documents/bulletin-regional/2020/covid-19-point-epidemiologique-en-ile-de-france-du-23-avril-2020>

National Public Health Agency of France:

<https://www.santepubliquefrance.fr/regions/ile-de-france/documents/bulletin-regional/2020/covid-19-point-epidemiologique-en-ile-de-france-du-23-avril-2020>

Ministry of Health:

<https://www.health.govt.nz/>

Feature: Deaths by Age Group:

<https://dc-covid.site.ined.fr/fr/donnees/>