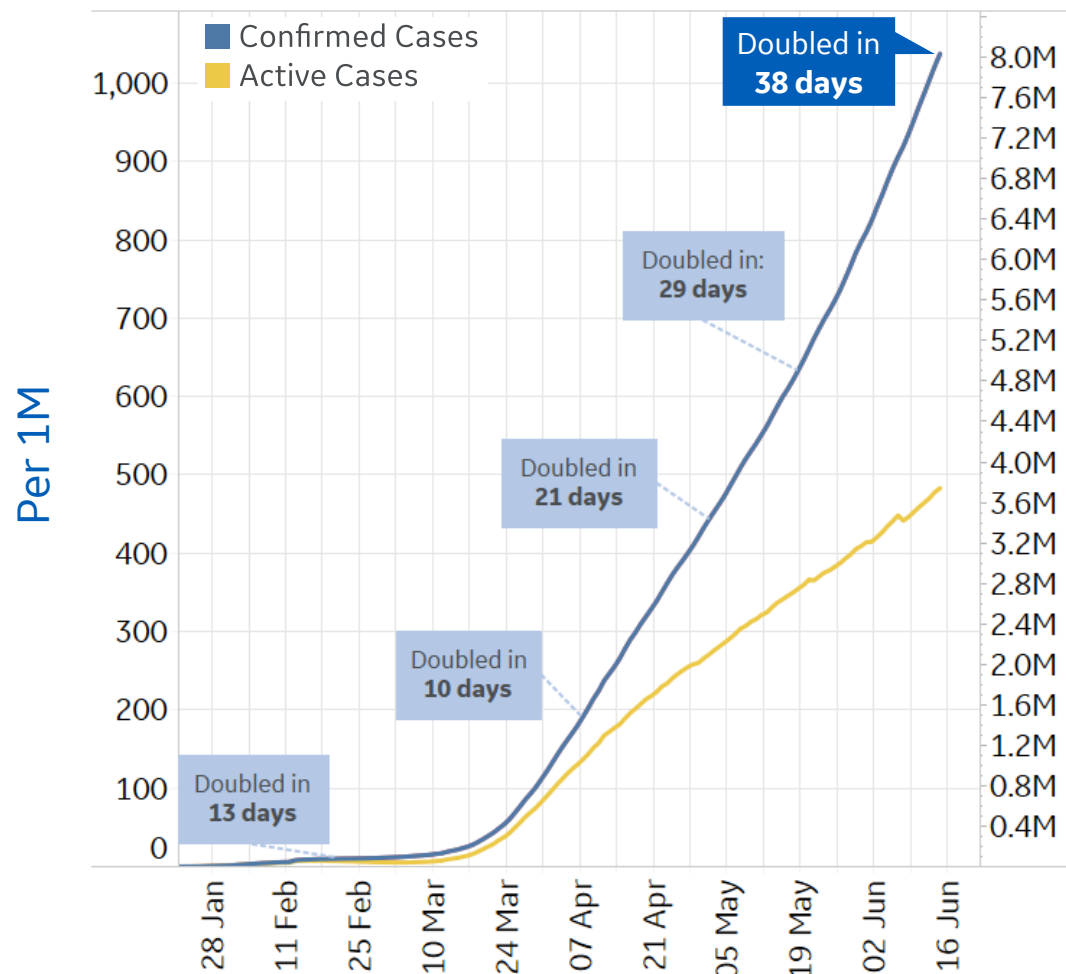




Global Confirmed & Active Cases

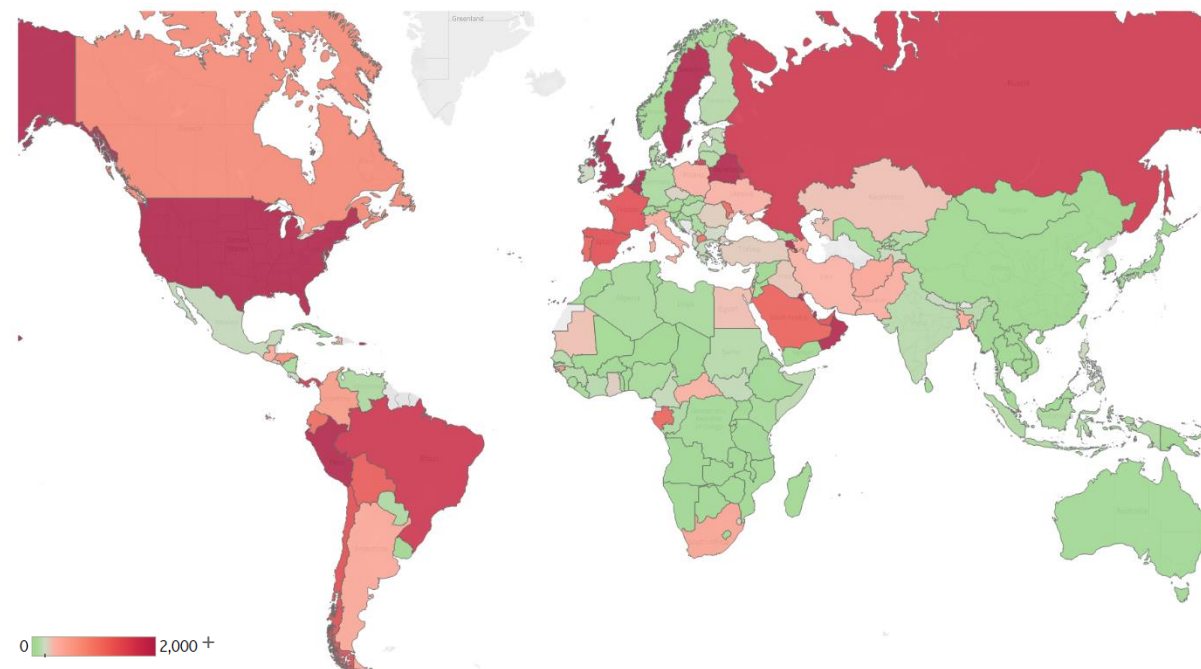


Trend since 22 Jan



Today per 1M

Active cases = Confirmed - Recovered - Deaths



Per 1M:	Today	Change
Active Today	483	+1%
Active	5 new	+1%
Confirmed	16 new	+2%
Deaths	0.5 new	+1%
Recovered	10 new	+2%



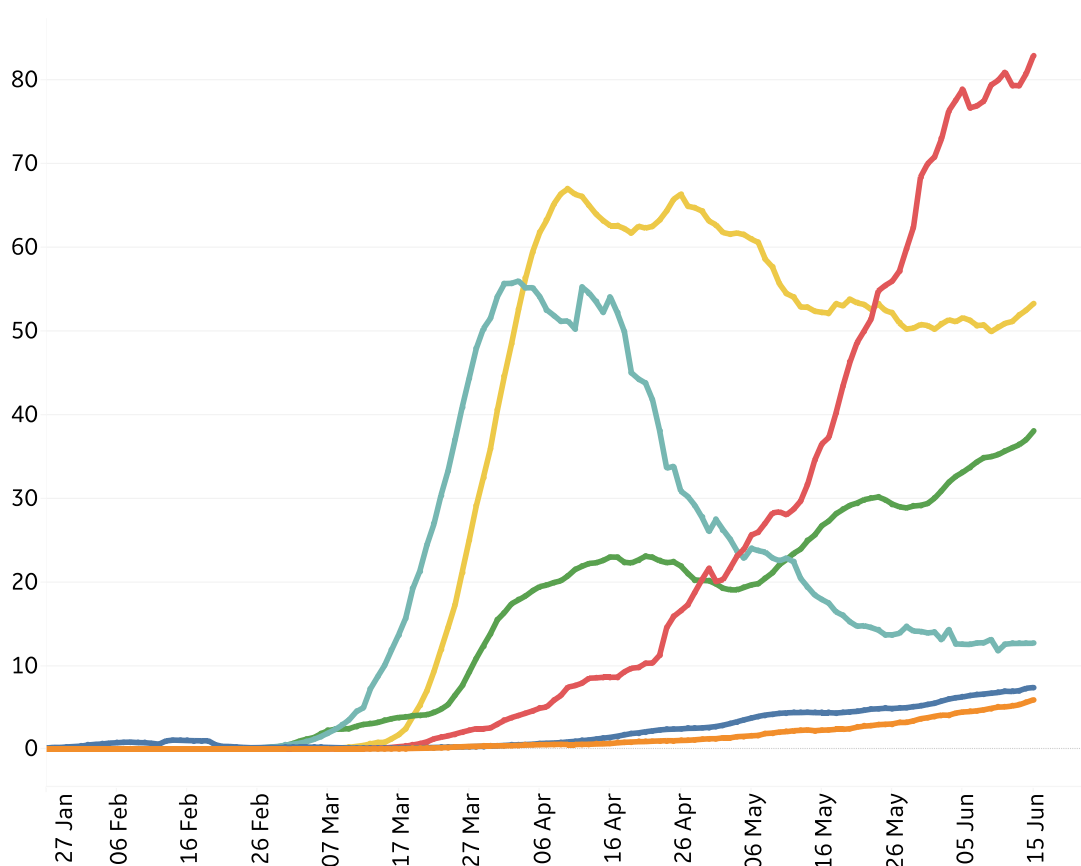
New Confirmed Cases & New Deaths



Key **North America** **Europe** **Middle East** **Central/South America** **Asia** **Africa**

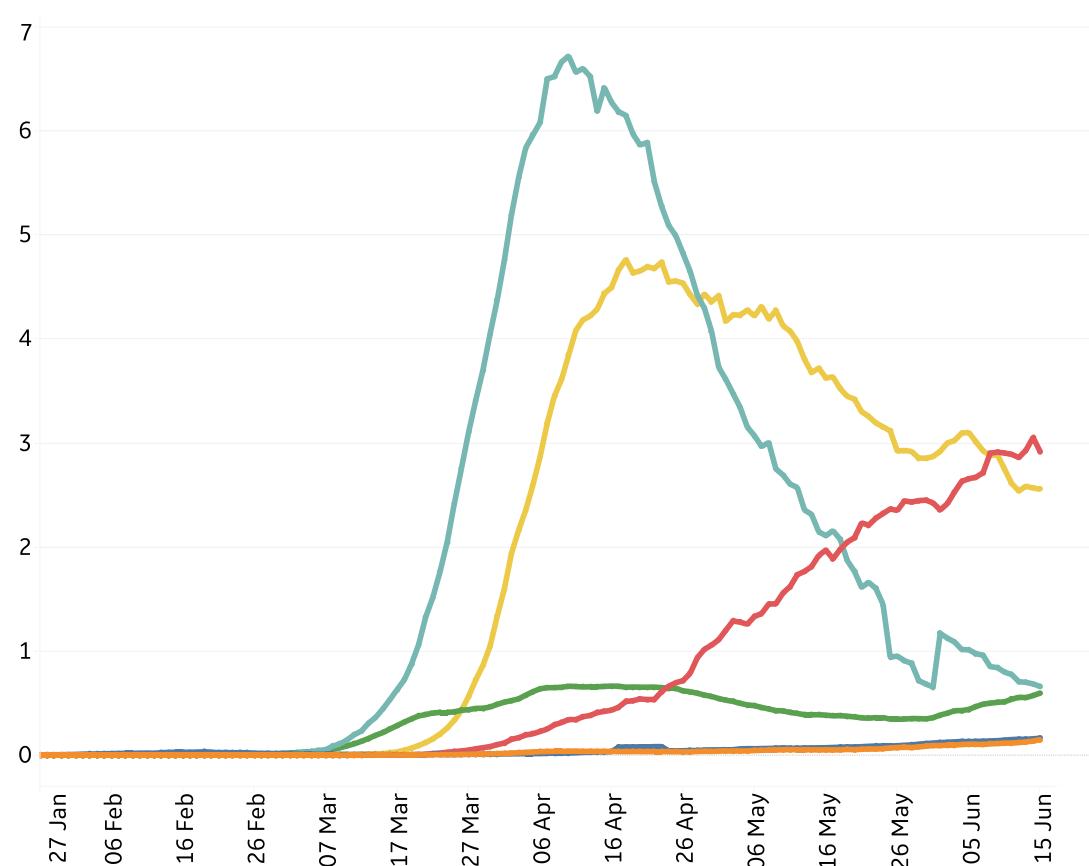
New Confirmed Cases / 1M

7-day rolling average



New Deaths / 1M

7-day rolling average





Top 50 Countries: Per 1M

1 - 25

	Active Today	Today			Total since 22 Jan		
		Confirmed	Deaths	Recovered	Total Confirmed	Total Deaths	Total Recovered
Qatar	7,677	442	1	619	28,072	26	20,368
Sweden	4,703	76	2	0	5,187	484	0
US	4,295	60	1	44	6,387	351	1,741
UK	3,759	14	1	0	4,394	616	19
Armenia	3,544	134	5	21	5,759	96	2,118
Bahrain	3,350	462	2	264	11,174	27	7,797
Peru	3,237	99	5	117	7,066	208	3,622
Belgium	2,919	6	1	2	5,186	834	1,433
Oman	2,914	204	1	212	4,802	21	1,867
Belarus	2,534	75	0	33	5,787	33	3,219
Netherlands	2,503	10	0	0	2,869	355	11
Kuwait	2,014	120	0	181	8,531	70	6,447
Singapore	1,782	37	0	132	6,977	4	5,190
Brazil	1,725	97	3	40	4,179	207	2,247
Russia	1,681	56	1	31	3,676	49	1,946
Panama	1,671	1	3	0	4,965	104	3,190
UAE	1,437	35	0	67	4,311	29	2,844
Chile	1,427	269	2	267	9,387	176	7,784
Spain	1,424	4	0	0	5,221	580	3,216
France	1,405	2	0	3	2,977	451	1,121
Bolivia	1,286	53	2	27	1,634	54	294
Portugal	1,242	34	0	18	3,632	149	2,241
Saudi Arabia	1,239	129	1	91	3,793	29	2,525
Gabon	1,201	256	2	139	1,812	12	599
Moldova	1,159	34	1	42	2,945	102	1,684

26 - 50

	Active Today	Today			Total since 22 Jan		
		Confirmed	Deaths	Recovered	Total Confirmed	Total Deaths	Total Recovered
Ecuador	1,136	32	2	16	2,682	223	1,323
North Macedo..	1,076	48	2	6	1,995	93	827
Canada	823	10	0	22	2,670	218	1,629
EU	800	7	0	5	2,723	291	1,632
Dom. Rep.	797	28	1	65	2,145	56	1,293
Honduras	791	32	1	5	927	33	103
Eq. Guinea	780	0	0	0	931	9	143
Guinea-Bissau	673	16	0	0	758	8	78
Colombia	617	84	3	11	1,045	36	393
South Africa	541	59	1	22	1,240	26	672
Afghanistan	511	20	0	12	656	12	133
Argentina	488	27	0	7	725	19	219
Guatemala	441	24	1	5	573	22	110
Azerbaijan	440	36	0	15	1,018	12	566
Bangladesh	429	19	0	0	550	7	114
Italy	429	5	0	11	3,925	568	2,928
Israel	407	21	0	5	2,223	35	1,781
Pakistan	406	20	0	12	674	13	255
Ukraine	385	16	0	4	744	21	338
Central Africa..	382	34	0	1	460	1	76
Haiti	381	24	1	0	389	7	2
Poland	374	10	0	4	787	33	380
Iran	361	29	1	23	2,261	107	1,793
Egypt	316	17	1	3	452	16	120
Total World	483	16	0	10	1,037	56	498

Several countries are revising and updating case counts

Confirmed cases in **Mexico** increased 25% in the last 7 days

Top 50 countries selected by Active Cases / 1M
Excluded countries with population < 1M



Top 50 Countries: Raw Volume

1 - 25

	Active Cases	Today			Total since 22 Jan		
		Confirmed	Deaths	Recovered	Total Confirmed	Total Deaths	Total Recovered
US	1,421,565	19,968	395	14,518	2,114,026	116,127	576,334
Brazil	366,603	20,647	627	8,568	888,271	43,959	477,709
EU	356,227	2,912	127	2,071	1,212,462	129,707	726,528
UK	255,210	973	38	1	298,315	41,821	1,284
Russia	245,382	8,217	143	4,485	536,484	7,081	284,021
Peru	106,723	3,256	172	3,830	232,992	6,860	119,409
France	91,698	152	29	186	194,305	29,439	73,168
Pakistan	89,692	4,443	110	2,669	148,921	2,839	56,390
Bangladesh	70,679	3,099	38	1	90,619	1,209	18,731
Spain	66,597	181	0	0	244,109	27,136	150,376
Sweden	47,492	769	17	0	52,383	4,891	0
Netherlands	42,885	165	6	5	49,155	6,084	186
Saudi Arabia	43,147	4,507	39	3,170	132,048	1,011	87,890
Belgium	33,829	71	6	21	60,100	9,661	16,610
Egypt	32,288	1,691	97	398	46,289	1,672	12,329
Canada	31,069	359	10	798	100,763	8,228	61,466
South Africa	32,098	3,495	88	1,336	73,533	1,568	39,867
Iran	30,336	2,449	113	1,916	189,876	8,950	150,590
Colombia	31,375	4,272	138	525	53,168	1,808	19,985
Chile	27,282	5,143	39	5,088	179,436	3,362	148,792
Italy	25,909	301	26	640	237,290	34,371	177,010
Belarus	23,948	707	4	317	54,680	312	30,420
Qatar	22,119	1,274	3	1,783	80,876	76	58,681
Argentina	22,040	1,208	21	327	32,785	854	9,891
Ecuador	20,044	571	33	285	47,322	3,929	23,349

26 - 50

	Active Cases	Today			Total since 22 Jan		
		Confirmed	Deaths	Recovered	Total Confirmed	Total Deaths	Total Recovered
Afghanistan	19,885	761	7	439	25,527	478	5,164
Ukraine	16,854	685	12	175	32,536	911	14,771
Bolivia	15,011	614	21	317	19,073	632	3,430
Oman	14,883	1,043	4	1,079	24,524	108	9,533
UAE	14,216	342	2	667	42,636	291	28,129
Poland	14,149	396	9	157	29,788	1,256	14,383
Portugal	12,664	346	3	183	37,036	1,520	22,852
Armenia	10,503	397	16	62	17,064	285	6,276
Singapore	10,426	214	0	777	40,818	26	30,366
Dom. Rep.	8,641	309	13	705	23,271	605	14,025
Kuwait	8,602	511	2	772	36,431	298	27,531
Guatemala	7,907	427	15	80	10,272	399	1,966
Honduras	7,831	320	10	58	9,178	322	1,025
Panama	7,208	4	11	0	21,422	448	13,766
Bahrain	5,700	786	4	449	19,013	46	13,267
Moldova	4,674	139	5	171	11,879	411	6,794
Azerbaijan	4,463	367	3	156	10,324	122	5,739
Haiti	4,341	276	6	0	4,441	76	24
Israel	3,520	182	2	40	19,237	302	15,415
Gabon	2,672	570	4	310	4,033	27	1,334
North Macedo..	2,241	100	5	13	4,157	193	1,723
Central Africa..	1,846	165	0	6	2,222	7	369
Guinea-Bissau	1,324	32	0	0	1,492	15	153
Eq. Guinea	1,094	0	0	0	1,306	12	200
Total World	3,740,224	122,035	3,508	80,207	8,034,461	436,899	3,857,338

Several countries are revising and updating case counts

Reported deaths in **Brazil** increased 18% since 8 June

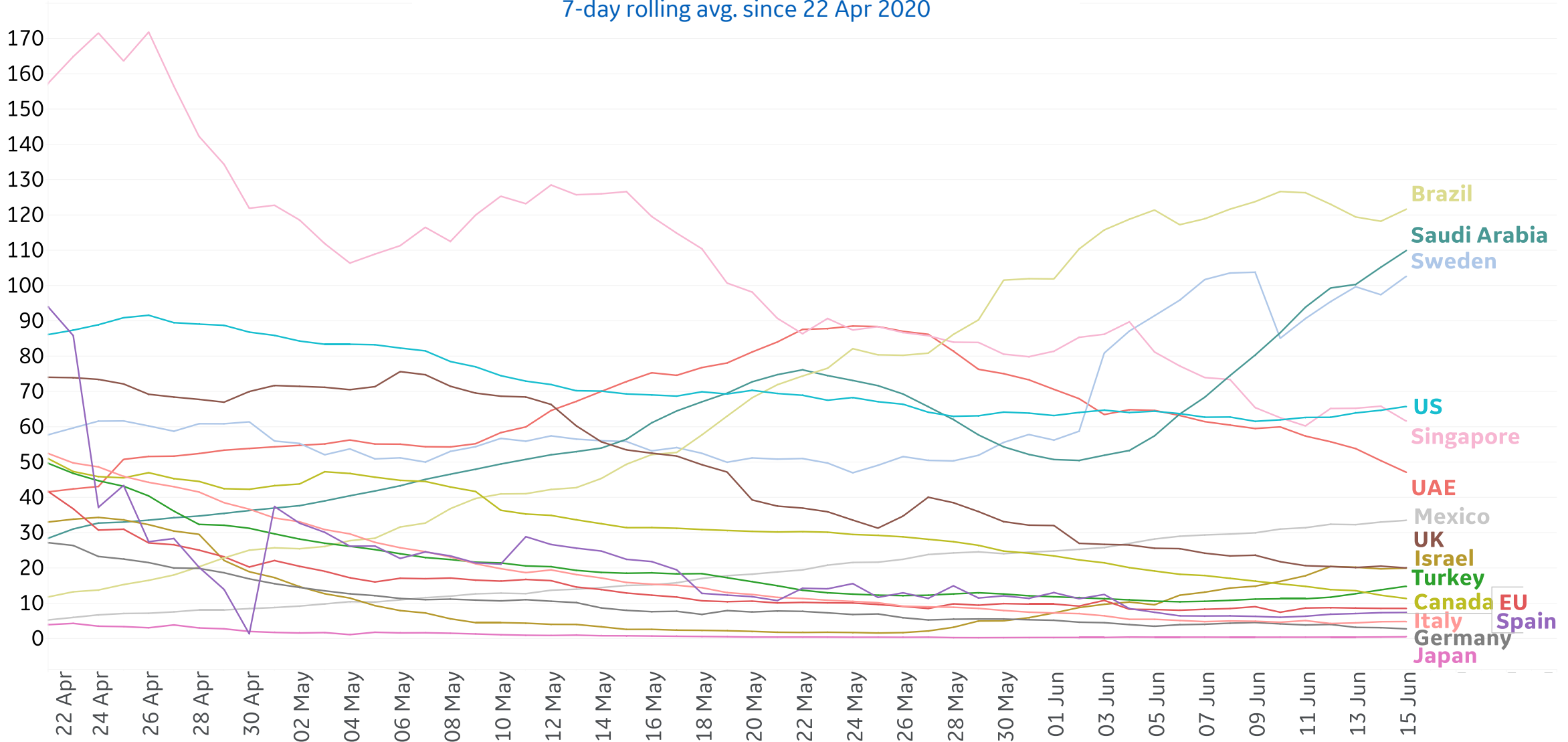
Top 50 countries selected by Active Cases / 1M
Excluded countries with population < 1M



New Confirmed Cases in Select Countries

Daily New Confirmed Cases / 1M

7-day rolling avg. since 22 Apr 2020



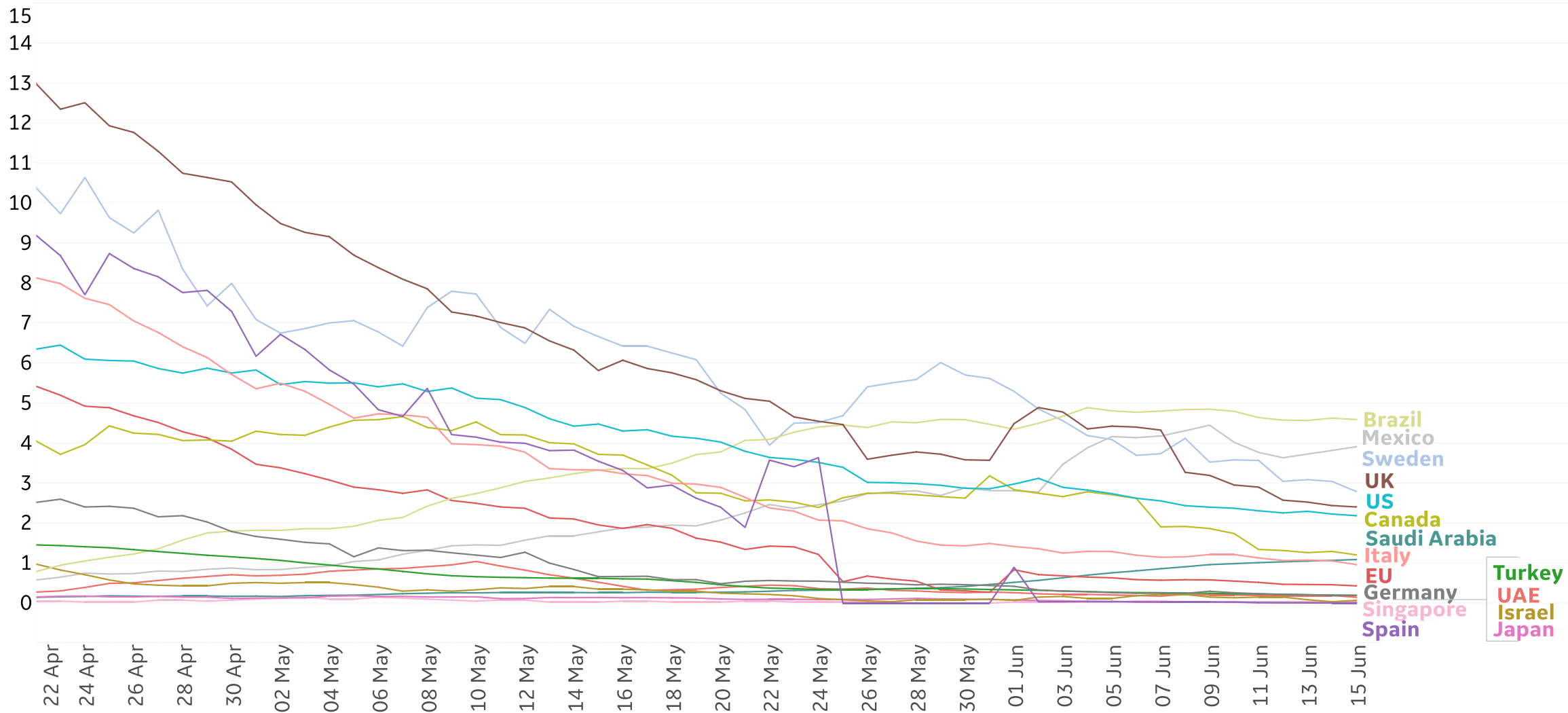


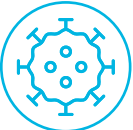
New Deaths in Select Countries



Daily New Deaths / 1M

7-day rolling avg. since 22 Apr 2020

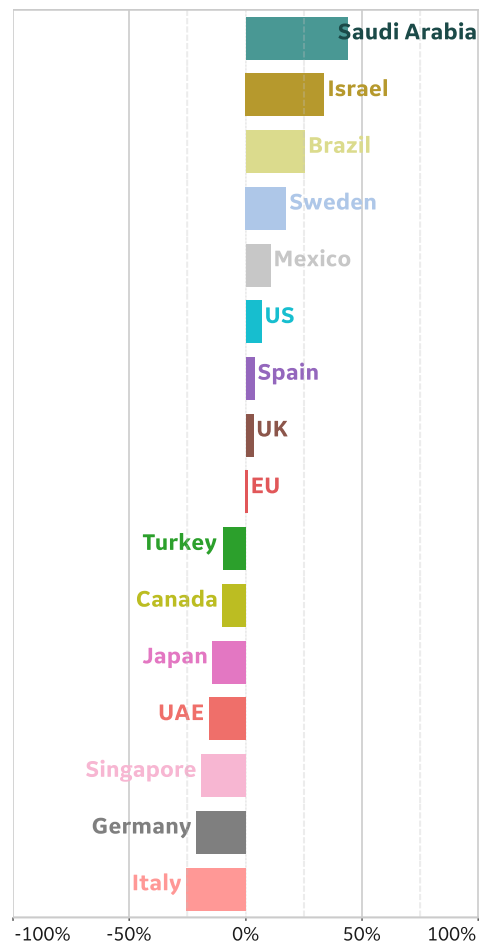




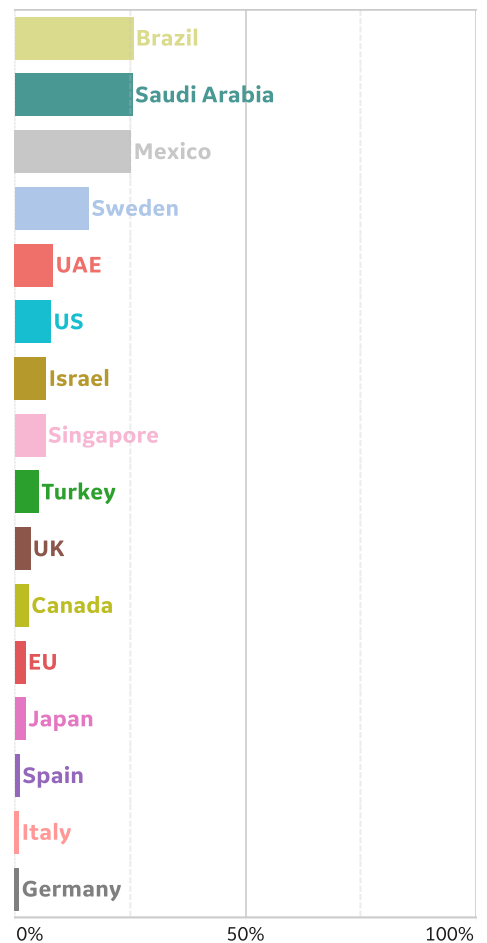
% Change in Case Volume in Select Countries

Over Previous 7 days

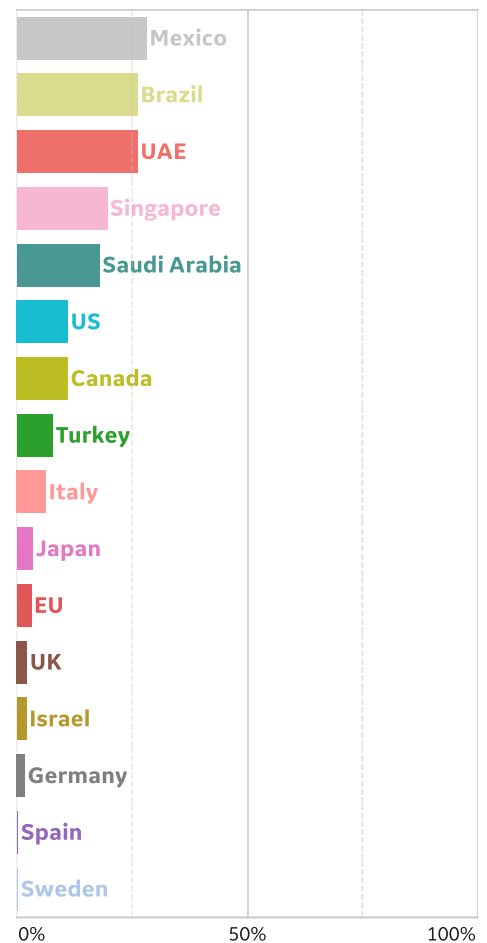
Active Cases




Confirmed Cases



Reported Recoveries



Reported Deaths

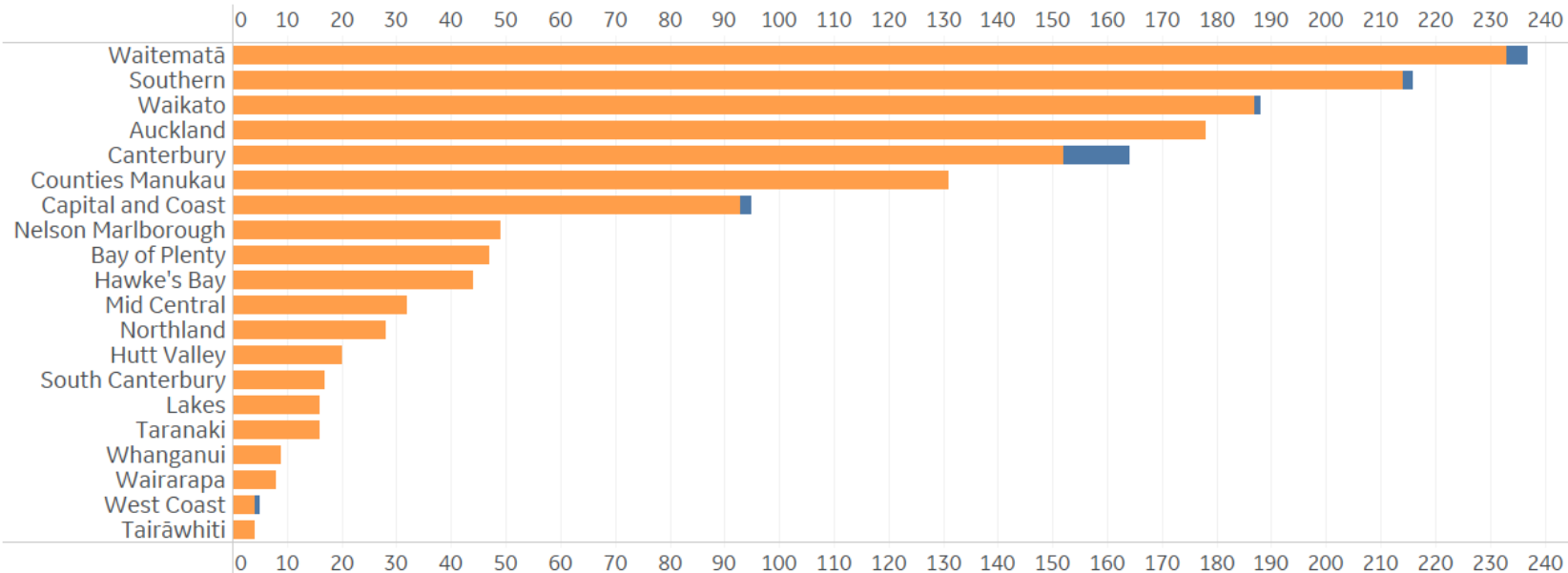




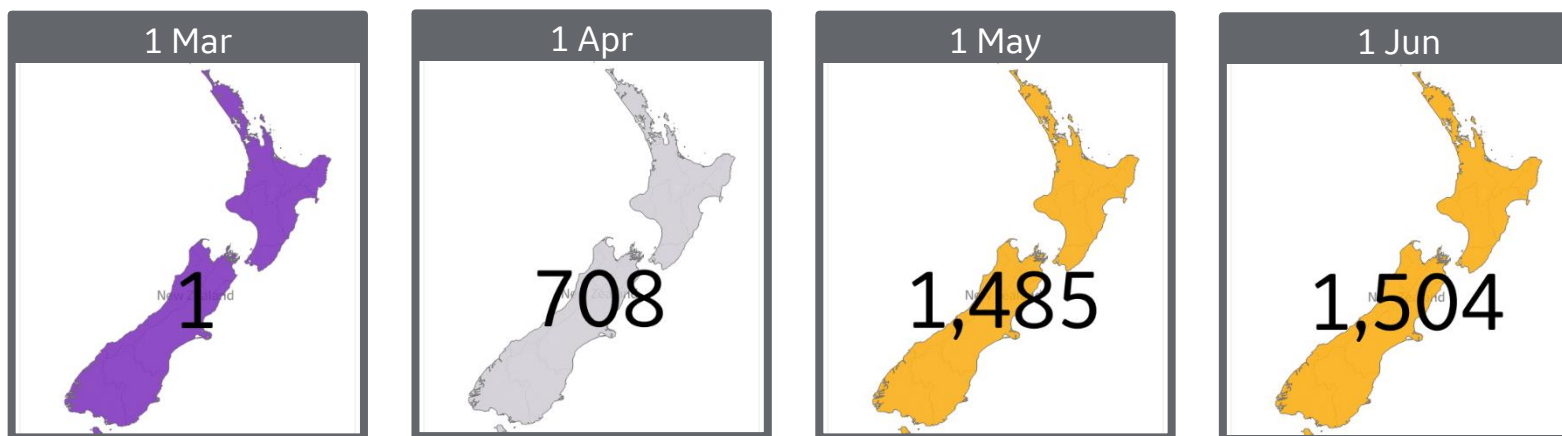
Feature: New Zealand



Recoveries and Deaths by Region

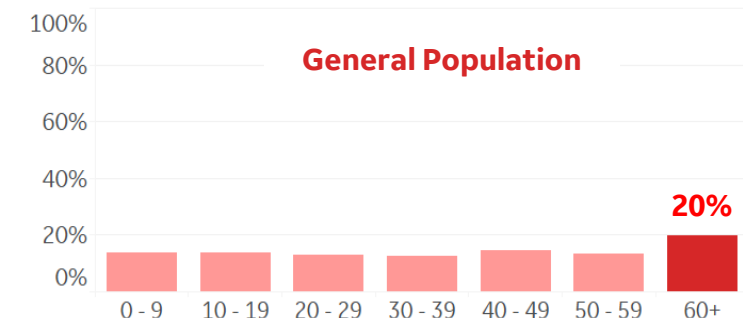
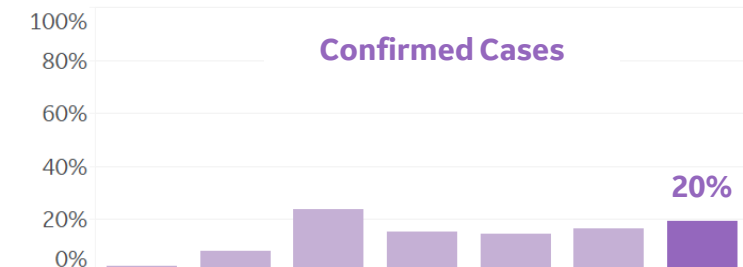


Confirmed Cases over Time



State Profiles

While only 20% of New Zealand's population is over 60 years old, this group accounts for 100% of reported deaths.





Europe & Middle East



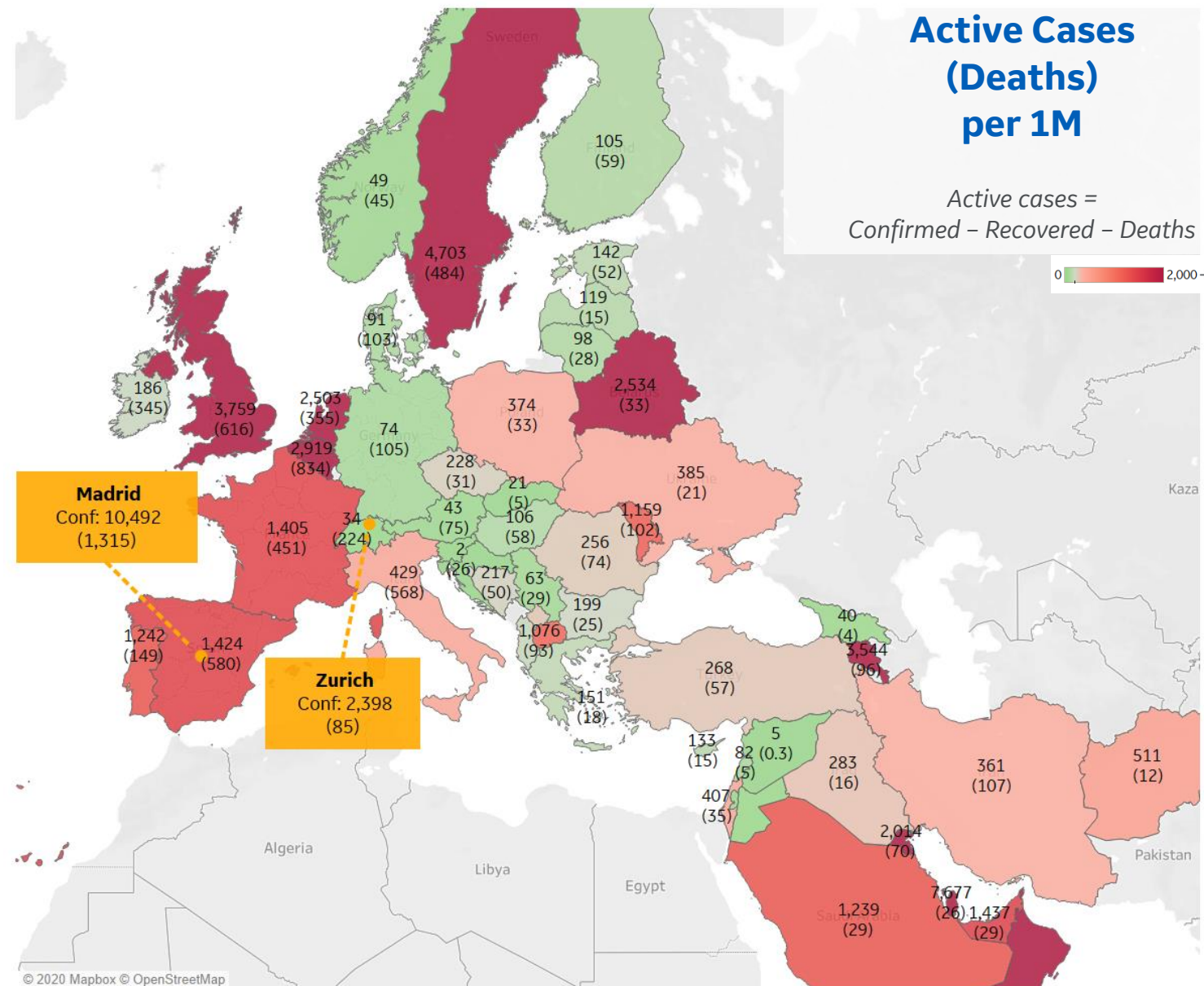
Per 1M in Region

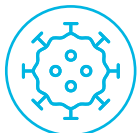
	Today	Change
Active Cases	902	+1%
Confirmed	22 new	+1%
Deaths	0.5 new	+0.2%
Recovered	16 new	+1%

Most Active Cases per 1M

Qatar	7,677
Sweden	4,703
UK	3,759
Armenia	3,544
Bahrain	3,350
Belgium	2,919
Oman	2,914
Belarus	2,534
Netherlands	2,503
Kuwait	2,014

* Excludes regions with population < 1M





Per 1M in Region

	Today	Change
Active Cases	3,517	+0.4%
Confirmed	14 new	+0.3%
Deaths	1 new	+0.1%
Recovered	0 new	+0%

Most Active Cases per 1M

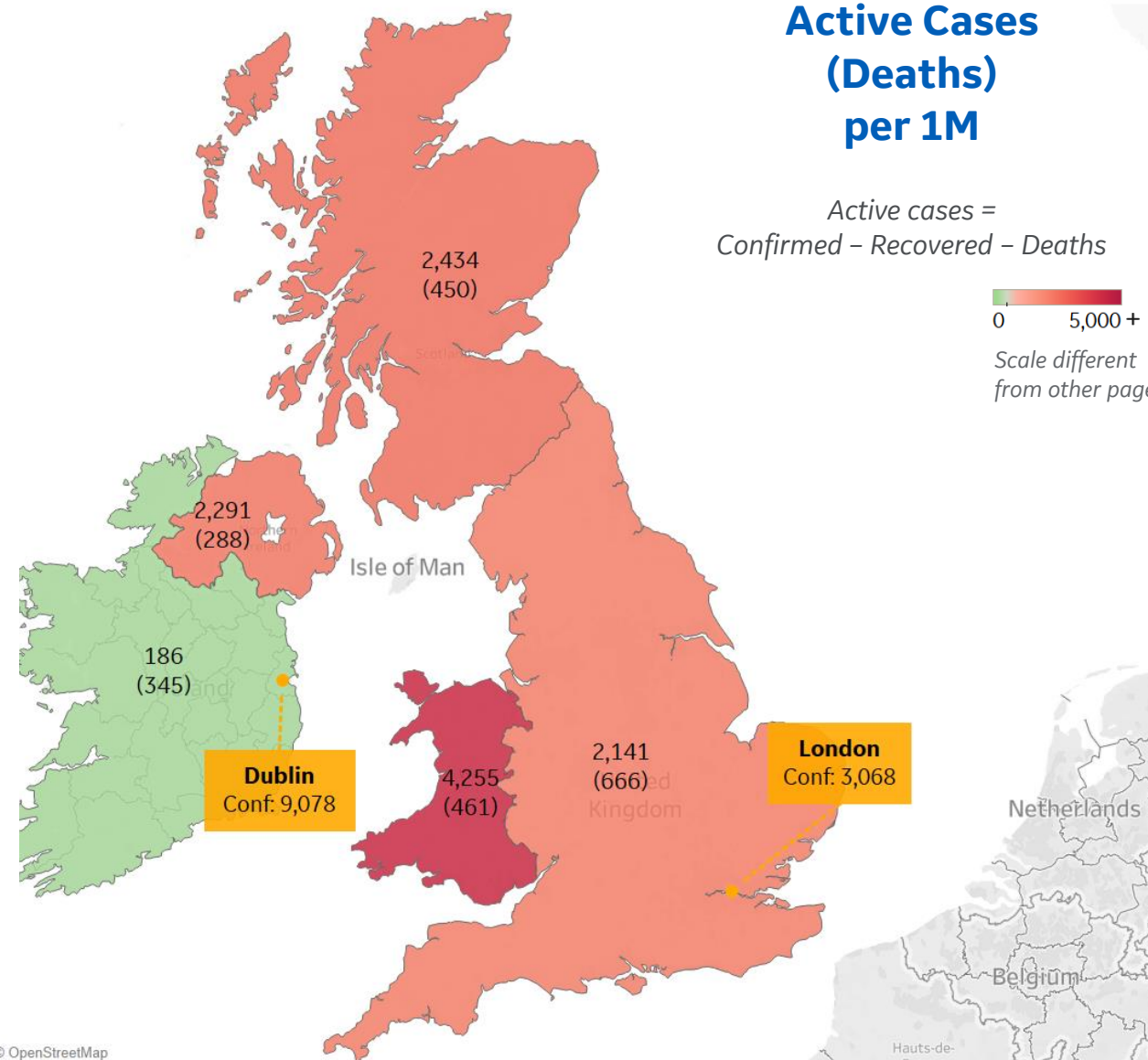
Wales	4,255
Scotland	2,434
Northern Ireland	2,291
England	2,141
Ireland	186

Active Cases (Deaths) per 1M

Active cases =
Confirmed - Recovered - Deaths

0 5,000+

Scale different
from other pages



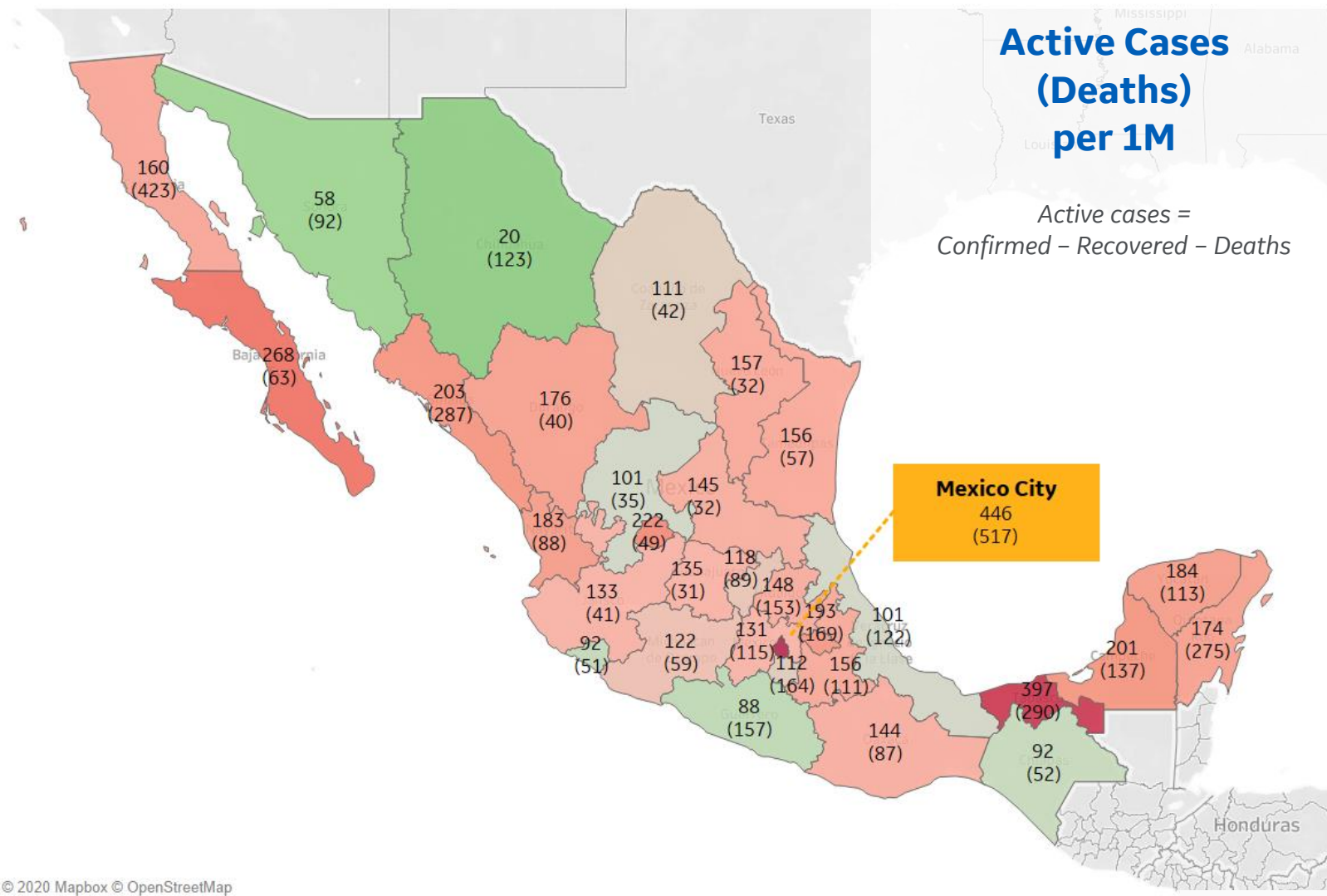


Per 1M in Region

	Today	Change
Active Cases	158	-9%
Confirmed	27 new	+2%
Deaths	3 new	+3%
Recovered	39 new	+5%

Most Active Cases per 1M

Distrito Federal	446
Tabasco	397
Baja California Sur	268
Aguascalientes	222
Sinaloa	203
Campeche	201
Tlaxcala	193
Yucatan	184
Nayarit	183
Durango	176



0.0 450
Scale different from other pages

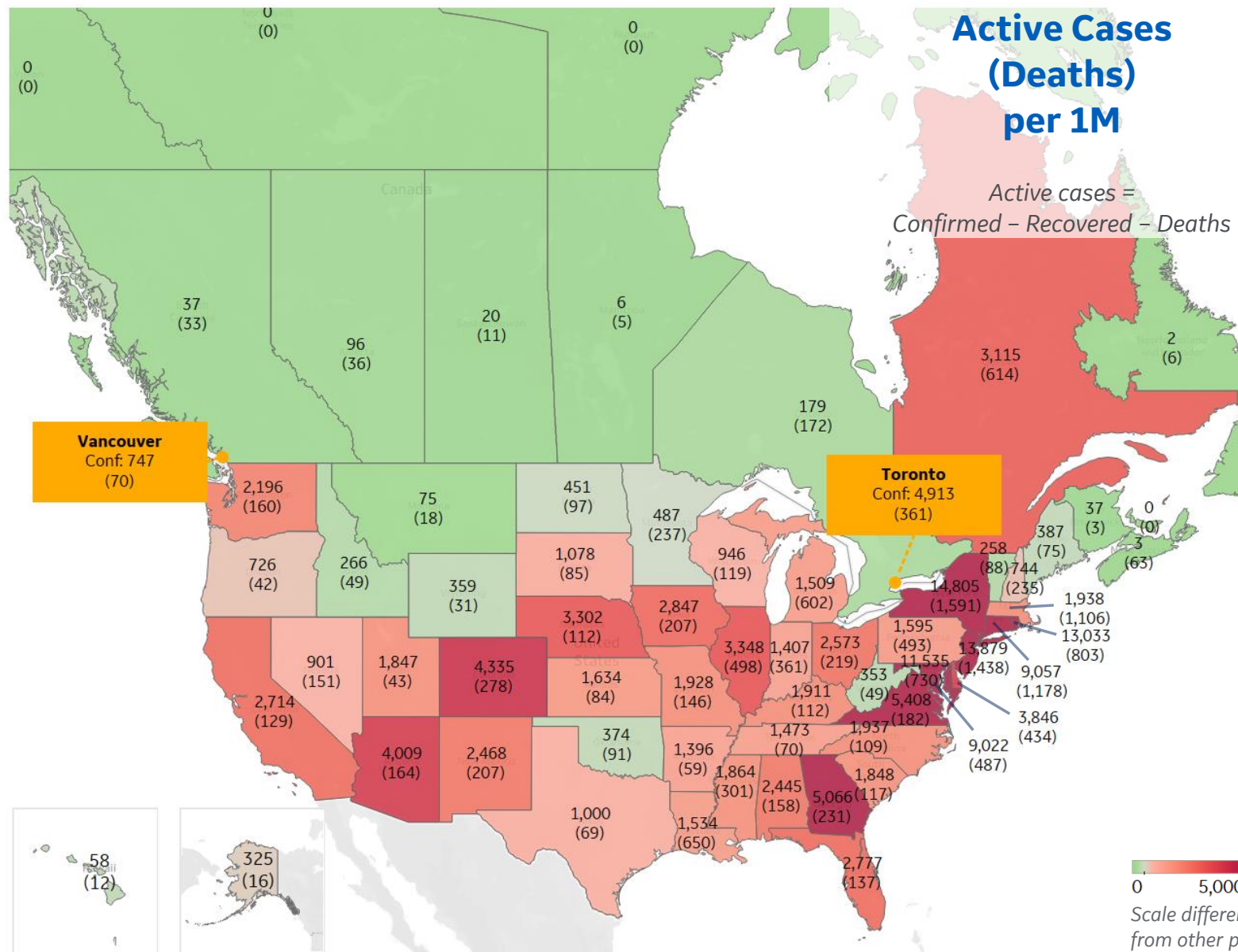


Per 1M in Region

	Today	Change
Active Cases	3,939	+0.3%
Confirmed	55 new	+1%
Deaths	1 new	+0.3%
Recovered	42 new	+2%

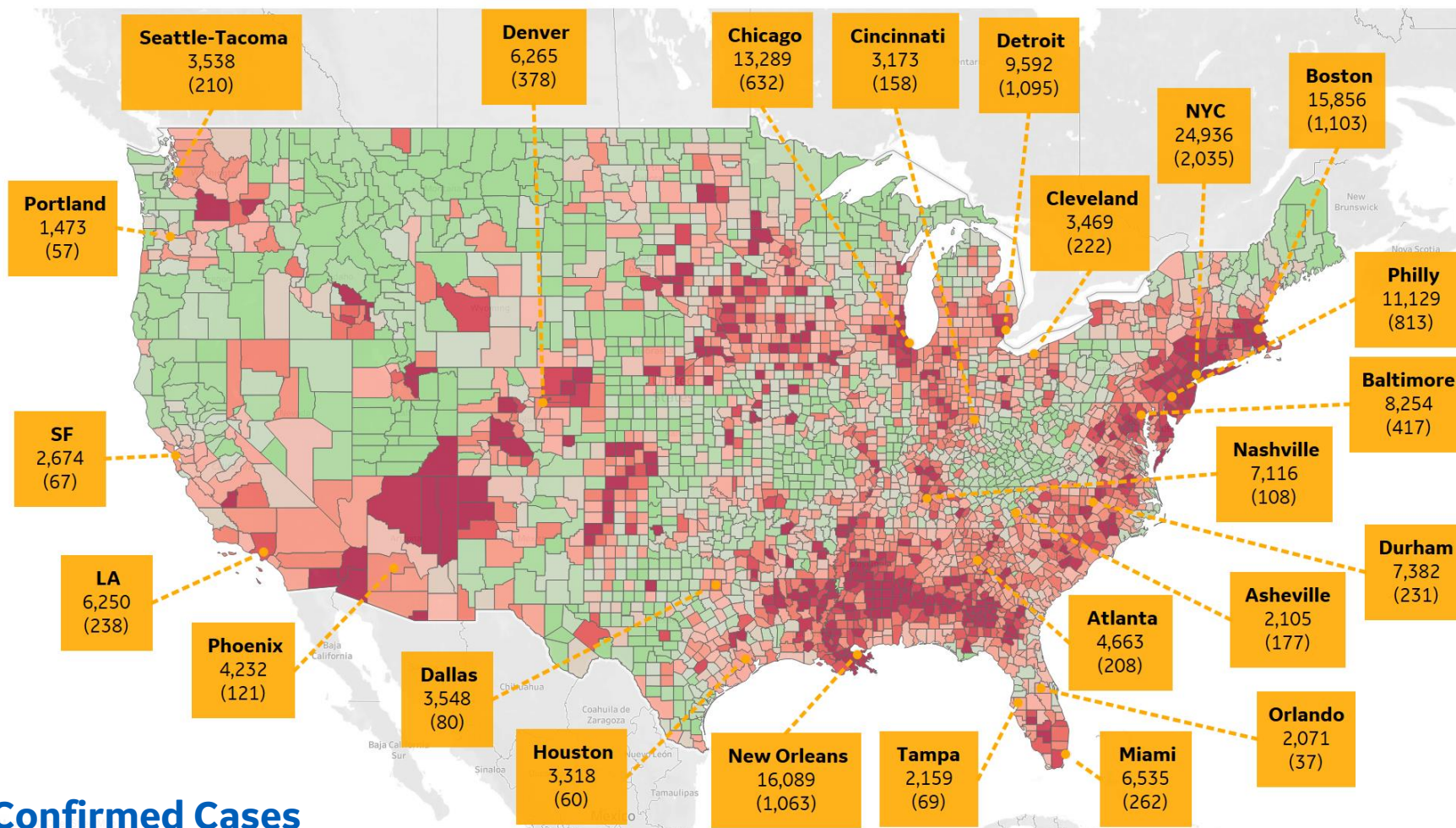
Most Active Cases per 1M

New York	14,805
New Jersey	13,879
Rhode Island	13,033
DC	11,535
Connecticut	9,057
Maryland	9,022
Virginia	5,408
Georgia	5,066
Colorado	4,335
Arizona	4,009



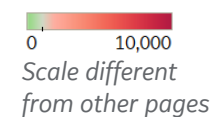


US by County & Metro, Total to Date



Confirmed Cases
(Deaths)
per 1M

Each box reports data for the Metropolitan Statistical Area of the major city listed



Top 10 Northeast Counties

Total Confirmed Cases / 1M

Rockland County, NY	40,960
Westchester County, NY	35,148
Passaic County, NJ	32,822
Nassau County, NY	30,174
Union County, NJ	29,091
Hudson County, NJ	28,264
Suffolk County, NY	27,348
Orange County, NY	27,332
New York City*	24,884
Suffolk County, MA	23,686

Top 10 Other US Counties

Total Confirmed Cases / 1M

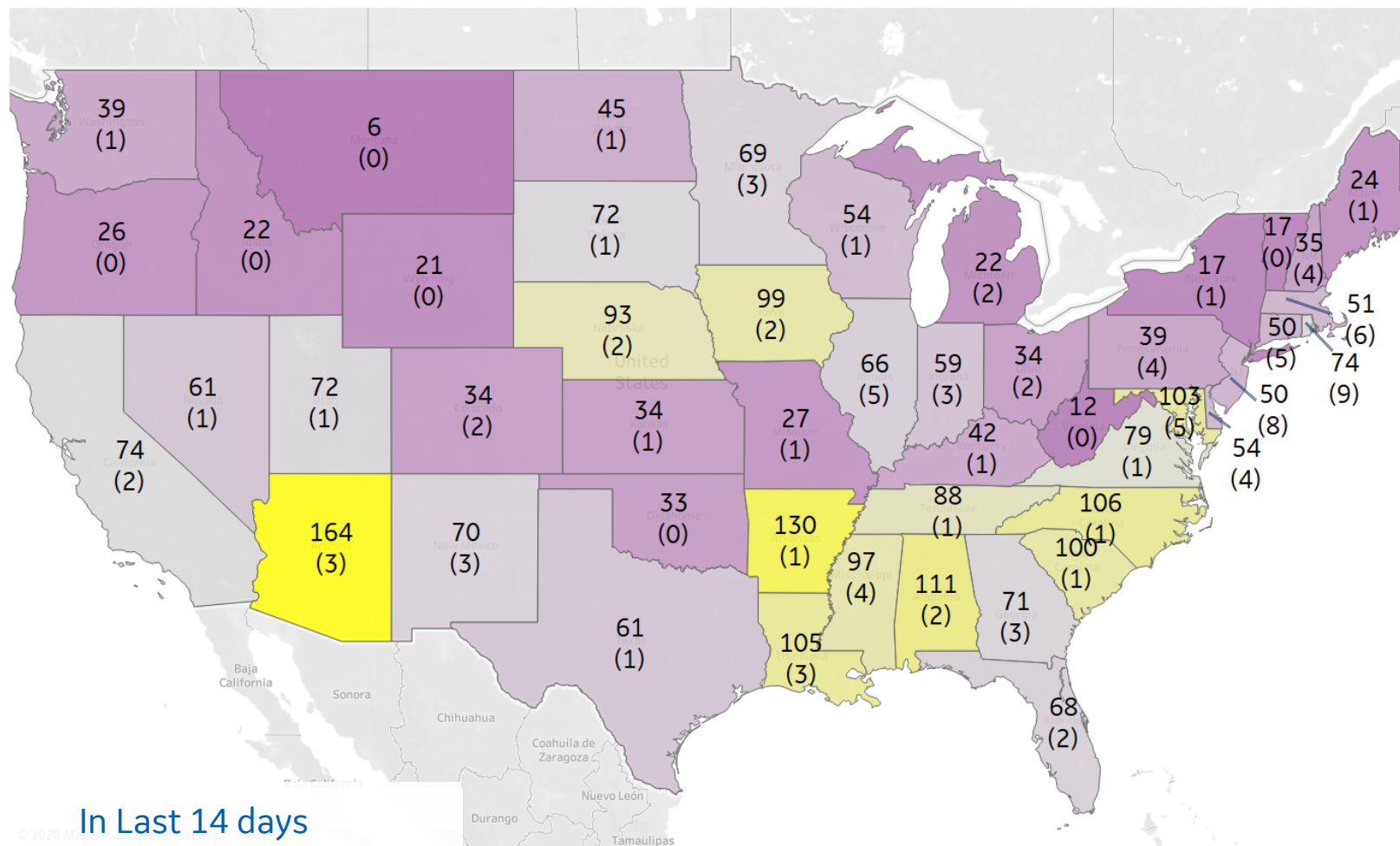
Orleans Parish, LA	18,626
Yakima County, WA	18,607
Jefferson Parish, LA	18,458
Prince George's County, MD	18,223
Cook County, IL	16,072
District of Columbia, DC	13,333
Prince William County, VA	13,269
Kane County, IL	12,847
Lake County, IL	12,648
Wayne County, MI	12,307

Note: Includes counties ≥ 250K population

* New York City counties aggregated into one reporting area



US, New in Last 14 days



Top 10 by New Confirmed

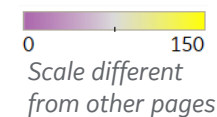
Avg New Confirmed Cases / 1M

Arizona	164
Arkansas	130
Alabama	111
North Carolina	106
Louisiana	105
Maryland	103
South Carolina	100
Iowa	99
Mississippi	97
District of Columbia	95

Top 10 by New Deaths

Avg New Deaths / 1M

Rhode Island	9
New Jersey	8
Massachusetts	6
Connecticut	5
District of Columbia	5
Illinois	5
Maryland	5
Delaware	4
Mississippi	4
New Hampshire	4



In Last 14 days

**Avg New Confirmed Cases
(Avg New Deaths)
per 1M**



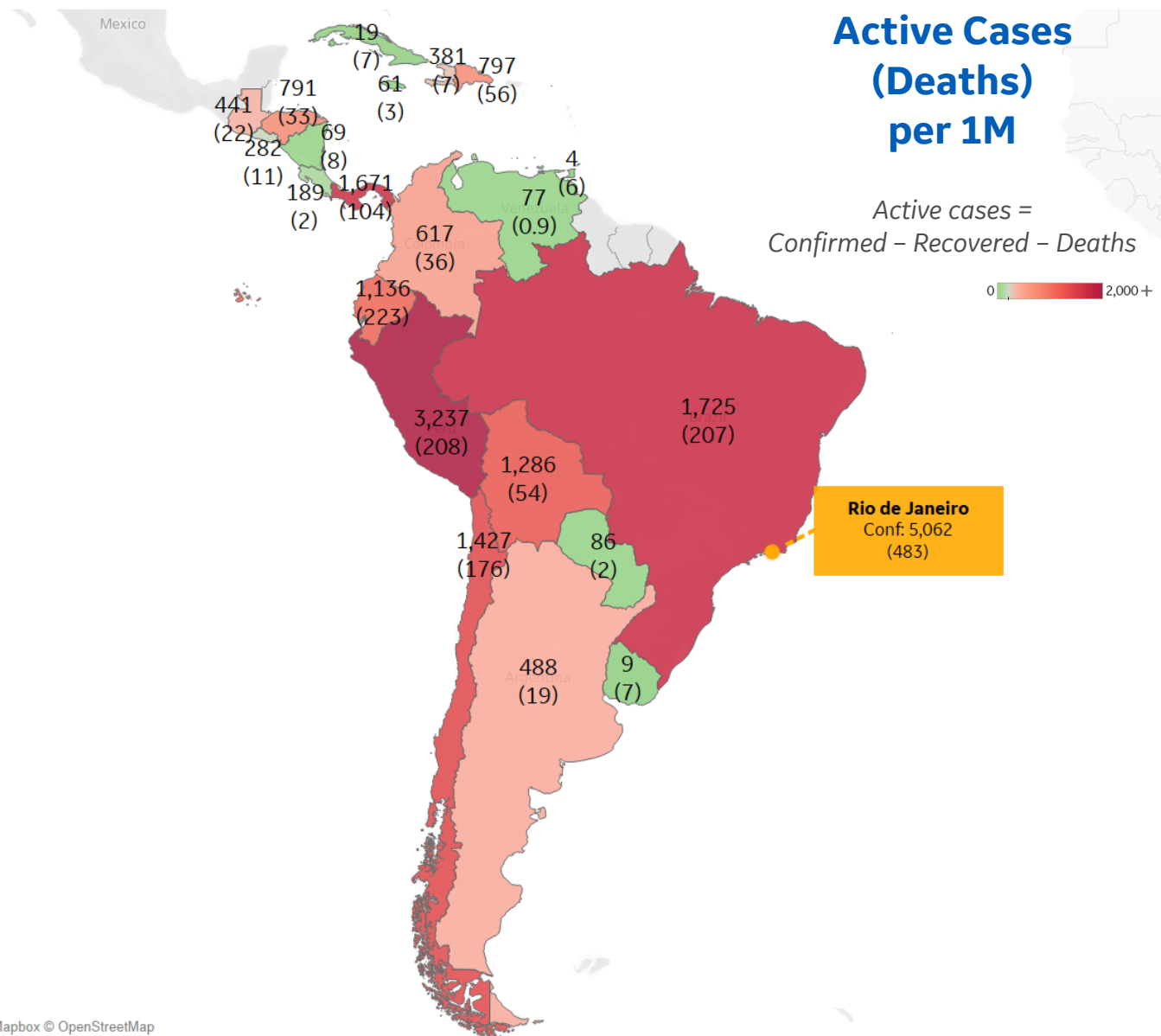
Per 1M in Region

	Today	Change
Active Cases	1,214	+3%
Confirmed	72 new	+2%
Deaths	2 new	+2%
Recovered	38 new	+2%

Most Active Cases per 1M

Peru	3,237
Brazil	1,725
Panama	1,671
Chile	1,427
Bolivia	1,286
Ecuador	1,136
Dom. Rep.	797
Honduras	791
Colombia	617
Argentina	488

* Excludes regions with population < 1M





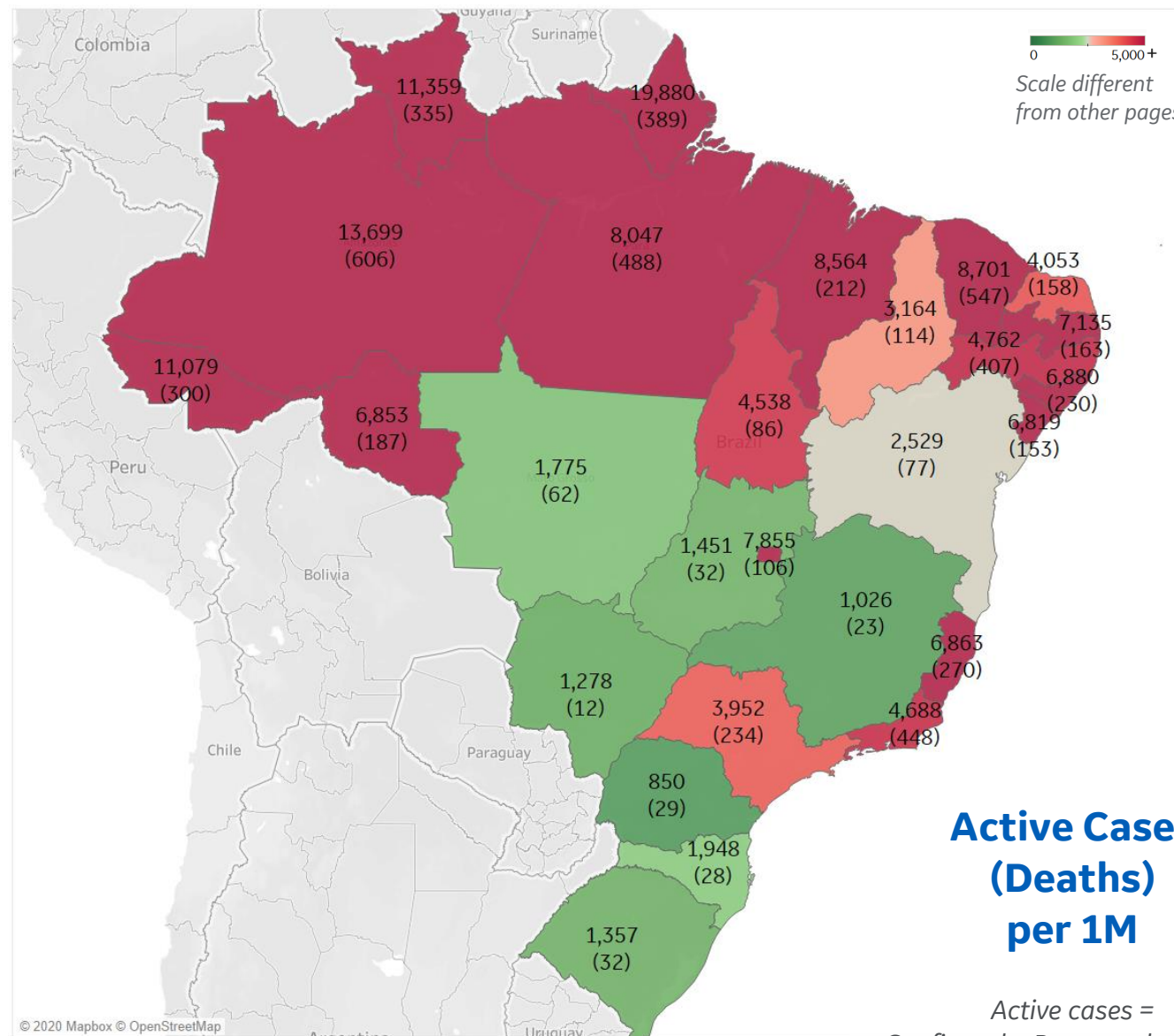
Per 1M in Region

	Today	Change
Active Cases	1,725	+3%
Confirmed	97 new	+2%
Deaths	3 new	+1%
Recovered	40 new	+2%

Most Active Cases per 1M

Amazonas	13,699
Ceará	8,701
Maranhão	8,564
Pará	8,047
Distrito Federal	7,855
Paraíba	7,135
Alagoas	6,880
Espírito Santo	6,863
Rondônia	6,853
Sergipe	6,819

* Excludes regions with population < 1M



Active Cases (Deaths) per 1M

Active cases =
Confirmed - Recovered - Deaths



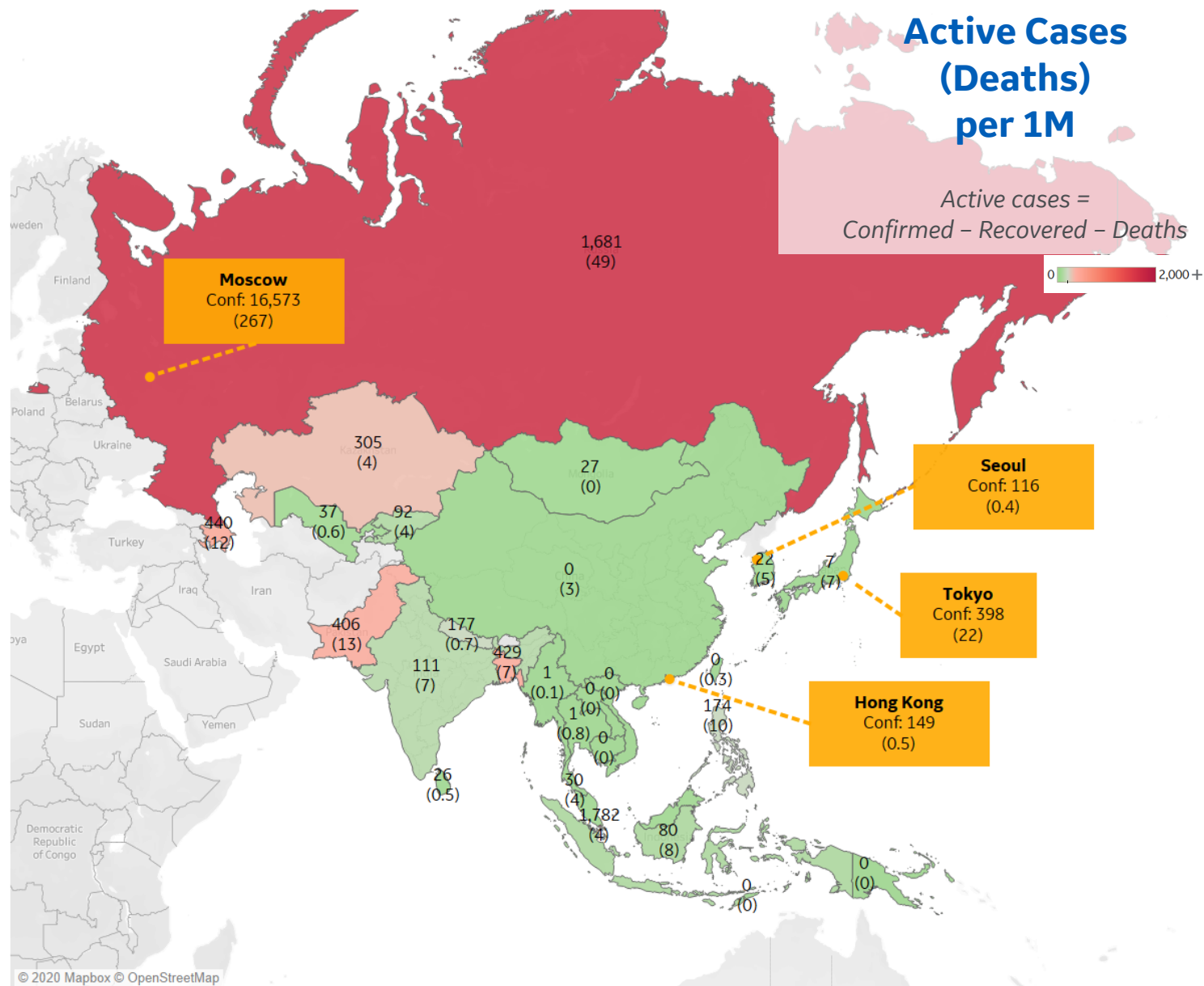
Per 1M in Region

	Today	Change
Active Cases	145	+2%
Confirmed	7 new	+2%
Deaths	0.2 new	+3%
Recovered	4 new	+2%

Most Active Cases per 1M

Singapore	1,782
Russia	1,681
Azerbaijan	440
Bangladesh	429
Pakistan	406
Kazakhstan	305
Nepal	177
Philippines	174
India	111
Kyrgyzstan	92

* Excludes regions with population < 1M





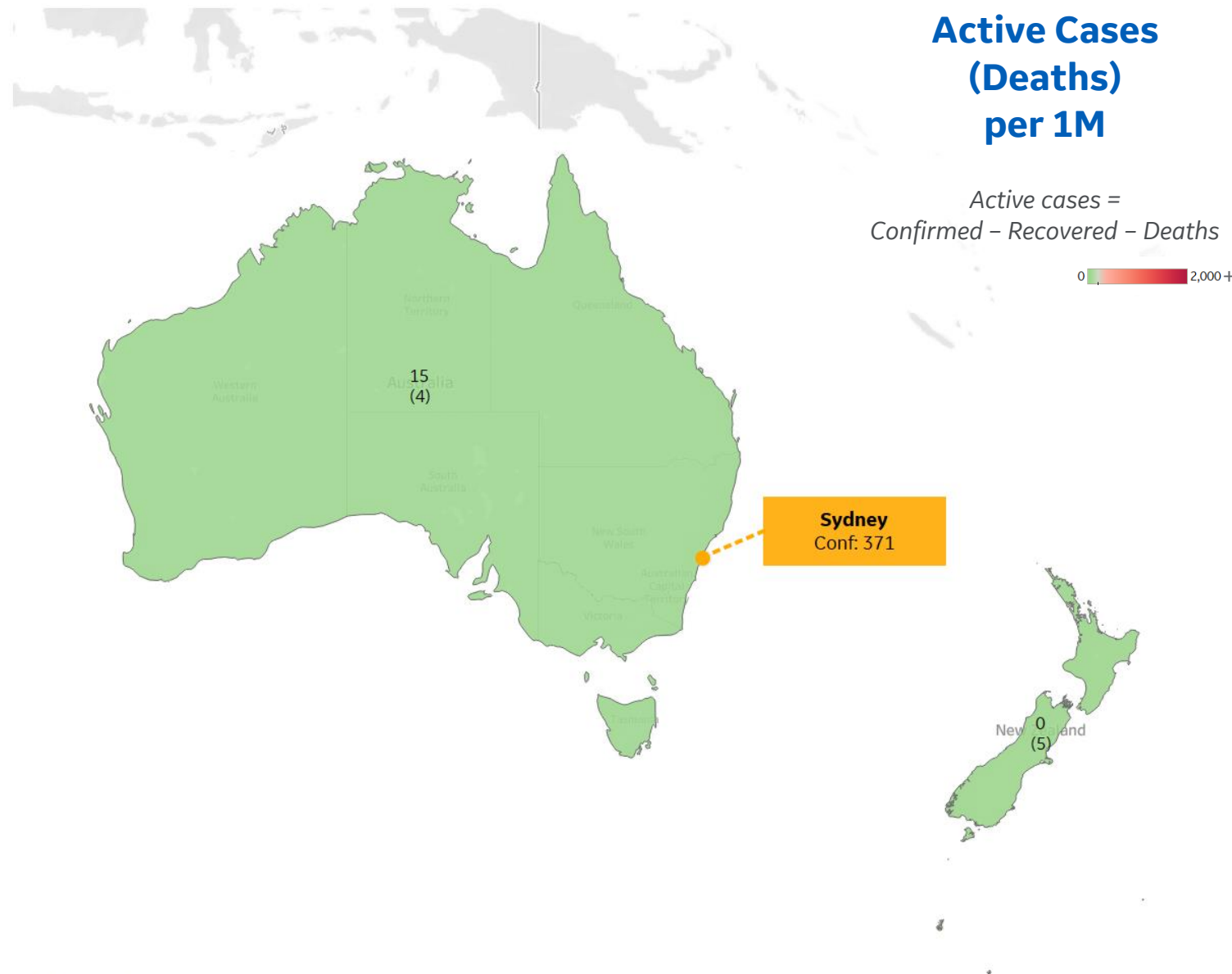
Per 1M in Region

	Today	Change
Active Cases	13	+2%
Confirmed	0.4 new	+0.2%
Deaths	0 new	+0%
Recovered	0 new	+0%

Most Active Cases per 1M

Australia	15
New Zealand	0

* Excludes regions with population < 1M





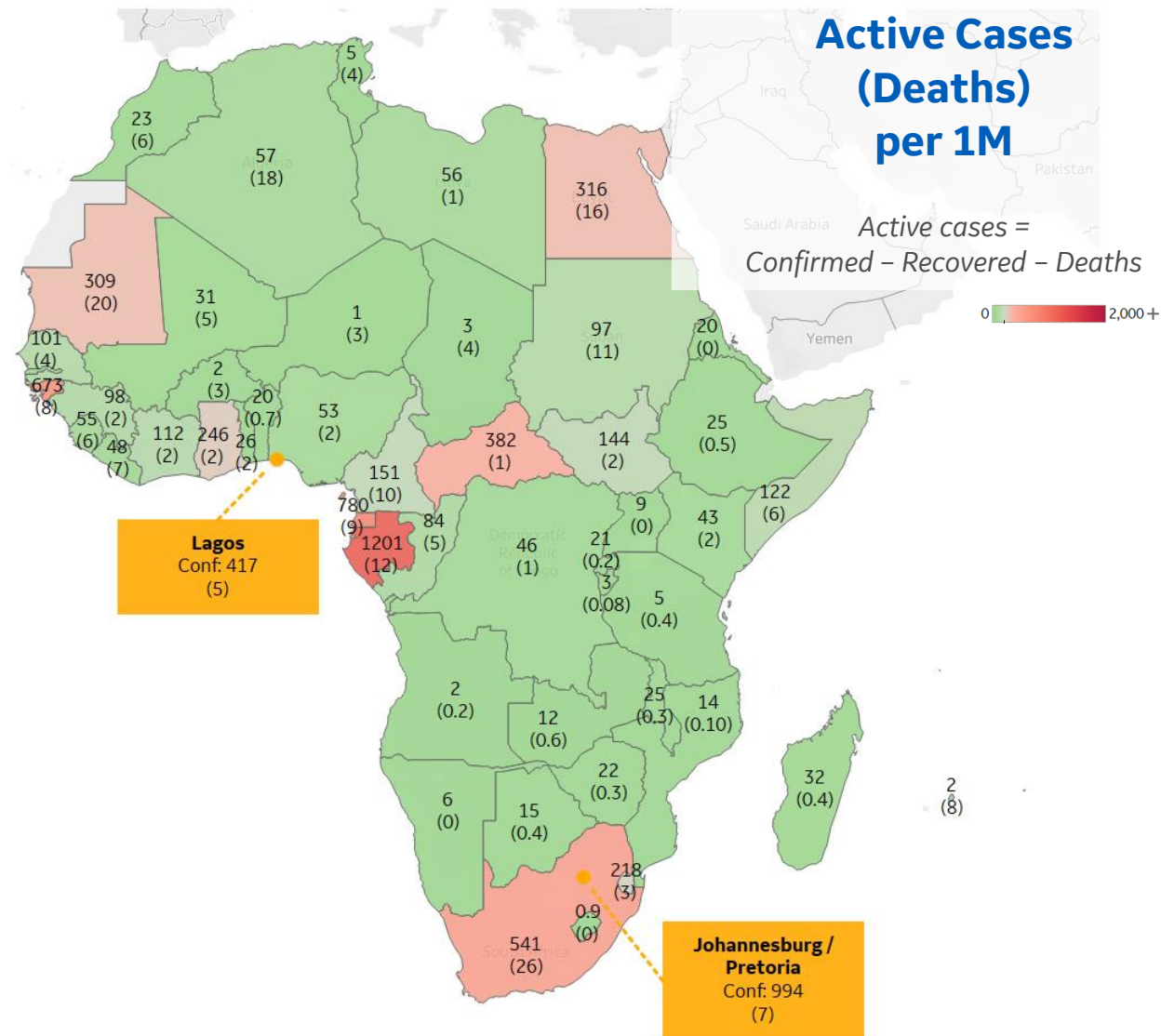
Per 1M in Region

	Today	Change
Active Cases	97	+4%
Confirmed	7 new	+4%
Deaths	0.2 new	+5%
Recovered	3 new	+4%

Most Active Cases per 1M

Gabon	1,201
Eq. Guinea	780
Guinea-Bissau	673
South Africa	541
Central African R..	382
Egypt	316
Mauritania	309
Ghana	246
Eswatini	218
Cameroon	151

* Excludes regions with population < 1M





** Per 1M = Per 1 Million Population unless otherwise noted

Johns Hopkins Coronavirus Resource Center:

<https://coronavirus.jhu.edu/map.html>

Worldometer Coronavirus Reporting:

<https://www.worldometers.info/coronavirus/>

Public Health England:

<https://www.gov.uk/government/publications/covid-19-track-coronavirus-cases>

US Department of Homeland Security, Homeland Infrastructure Foundation-Level Data:

<https://hifld-geoplatform.opendata.arcgis.com/datasets/hospitals>

City of New York, NYC Health:

<https://www1.nyc.gov/site/doh/covid/covid-19-data.page>

Chicago Coronavirus Latest Data:

<https://www.chicago.gov/city/en/sites/covid-19/home/latest-data.html>

National Health Commission of the PRC:

<http://www.nhc.gov.cn/xcs/yqtb/202003/bf66696029ba420098164607240074f8.shtml>

Korean Centers for Disease Control and Prevention:

http://www.cdc.go.kr/cdc_eng/

CDC, Severe Outcomes Among Patients with Coronavirus Disease 2019 (COVID-19):

<https://www.cdc.gov/mmwr/volumes/69/wr/mm6912e2.htm>

COVID-19 Information for Switzerland:

<https://www.corona-data.ch/>

Italian Department of Civil Protection, COVID Monitoring:

<http://opendatadpc.maps.arcgis.com/apps/opsdashboard/index.html#/b0c68bce2cce478eac82fe38d4138b1>

The COVID Tracking Project:

<https://covidtracking.com/data/>

UK Office for National Statistics

<https://www.ons.gov.uk/peoplepopulationandcommunity/birthsdeathsandmarriages/deaths/bulletins/deathsregisteredweeklyinenglandandwalesprovisional/weekending24april2020>

WHO Europe, Surveillance Report:

<http://www.euro.who.int/en/health-topics/health-emergencies/coronavirus-covid-19/weekly-surveillance-report>

WHO Europe, Principles for Transition:

<http://www.euro.who.int/en/media-centre/sections/statements/2020/statement-transition-to-a-new-normal-during-the-covid-19-pandemic-must-be-guided-by-public-health-principles>

CIA World Factbook:

<https://www.cia.gov/library/publications/resources/the-world-factbook/>

Italian Ministry of Health:

<http://www.salute.gov.it/portale/nuovocoronavirus/dettaglioContenutiNuovoCoronavirus.jsp?lingua=italiano&id=5351&area=nuovoCoronavirus&menu=vuoto>

New South Wales Government:

<https://www.health.nsw.gov.au/Infectious/diseases/Pages/covid-19-latest.aspx>

Provincial Health Services Authority of Canada, BC Center for Disease Control:

<http://www.bccdc.ca/about/news-stories/stories/2020/information-on-novel-coronavirus>

Coronavirus Cases in Japan by Prefecture, Nippon Communications Foundation:

<https://www.nippon.com/en/japan-data/h00657/coronavirus-cases-in-japan-by-prefecture.html>

Secretary of Health, Mexico:

<https://www.gob.mx/salud/en>

OECD Economic Outlooks, Statistics:

https://www.oecd-ilibrary.org/economics/data/oecd-economic-outlook-statistics-and-projections_eo-data-en

Public Health Authority of Sweden:

<https://www.folkhalsomyndigheten.se/smittskydd-beredskap/utbrott/aktuella-utbrott/covid-19/bekraftade-fall-i-sverige>

National Public Health Agency of France:

<https://www.santepubliquefrance.fr/regions/ile-de-france/documents/bulletin-regional/2020/covid-19-point-epidemiologique-en-ile-de-france-du-23-avril-2020>

National Public Health Agency of France:

<https://www.santepubliquefrance.fr/regions/ile-de-france/documents/bulletin-regional/2020/covid-19-point-epidemiologique-en-ile-de-france-du-23-avril-2020>

Ministry of Health:

<https://www.health.govt.nz/>