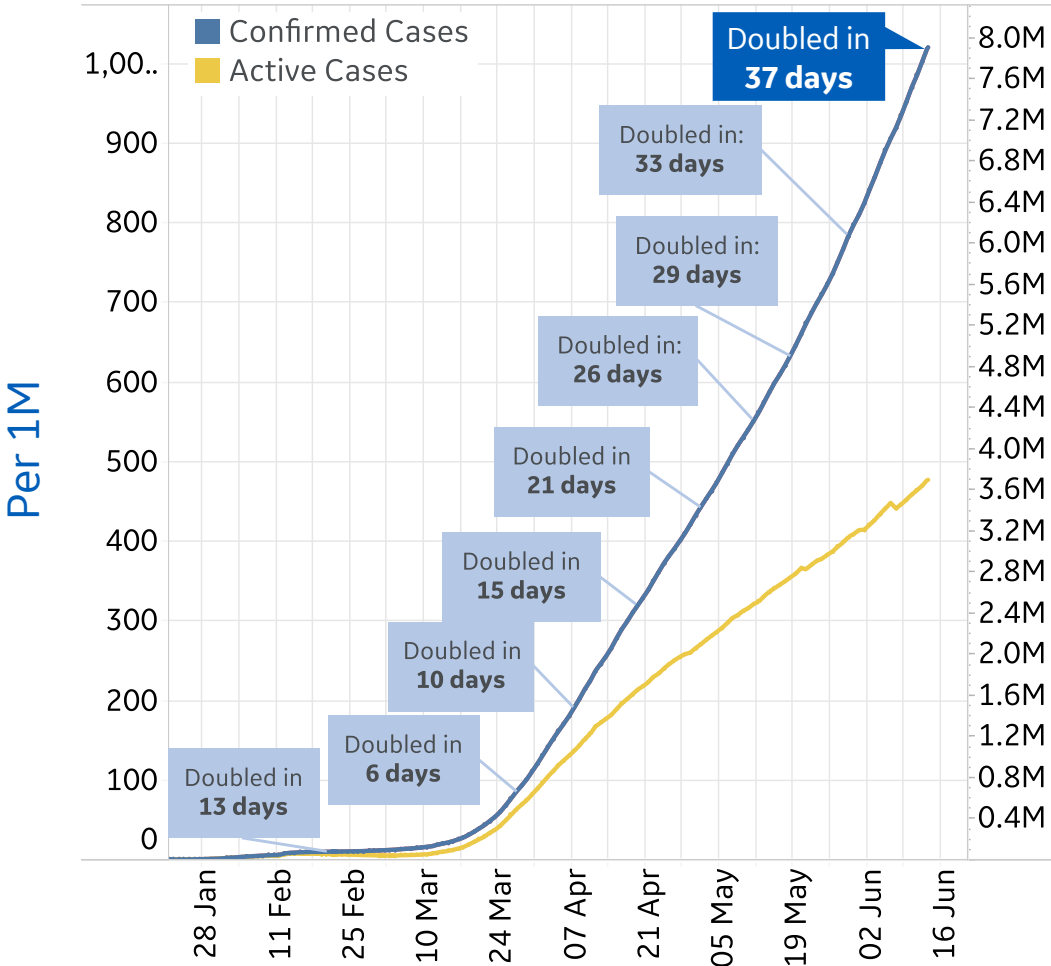


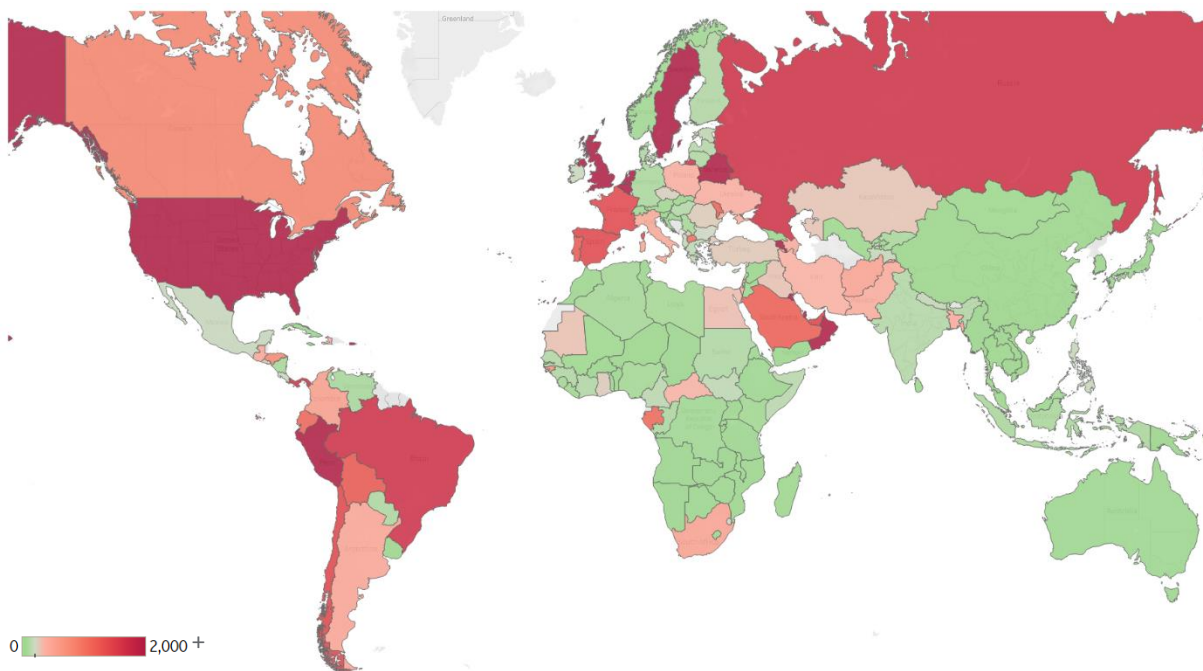
Global Confirmed & Active Cases

Trend since 22 Jan



Today per 1M

Active cases = Confirmed - Recovered - Deaths



Per 1M:	Today	Change
Active Today	477	+2%
Active	7 new	+2%
Confirmed	17 new	+2%
Deaths	0.4 new	+1%
Recovered	10 new	+2%

Total

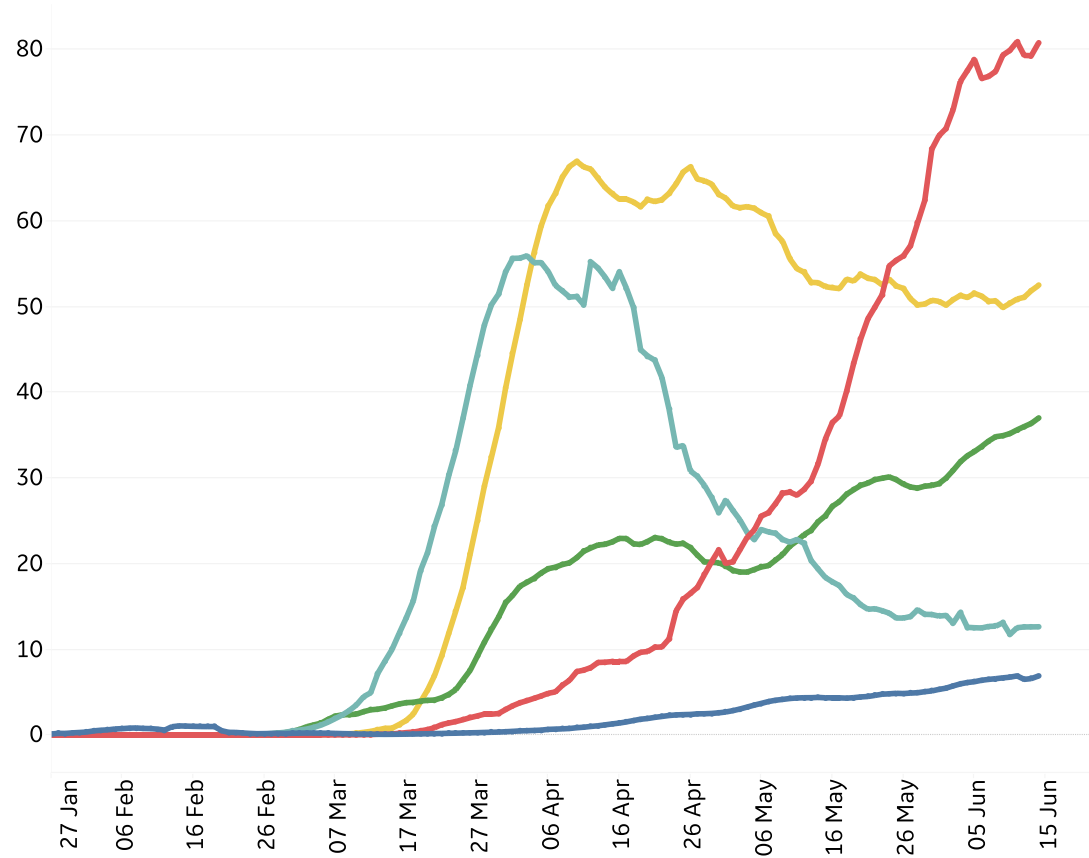


New Confirmed Cases & New Deaths

Key **North America** **Europe** **Middle East** **Central/South America** **Asia**

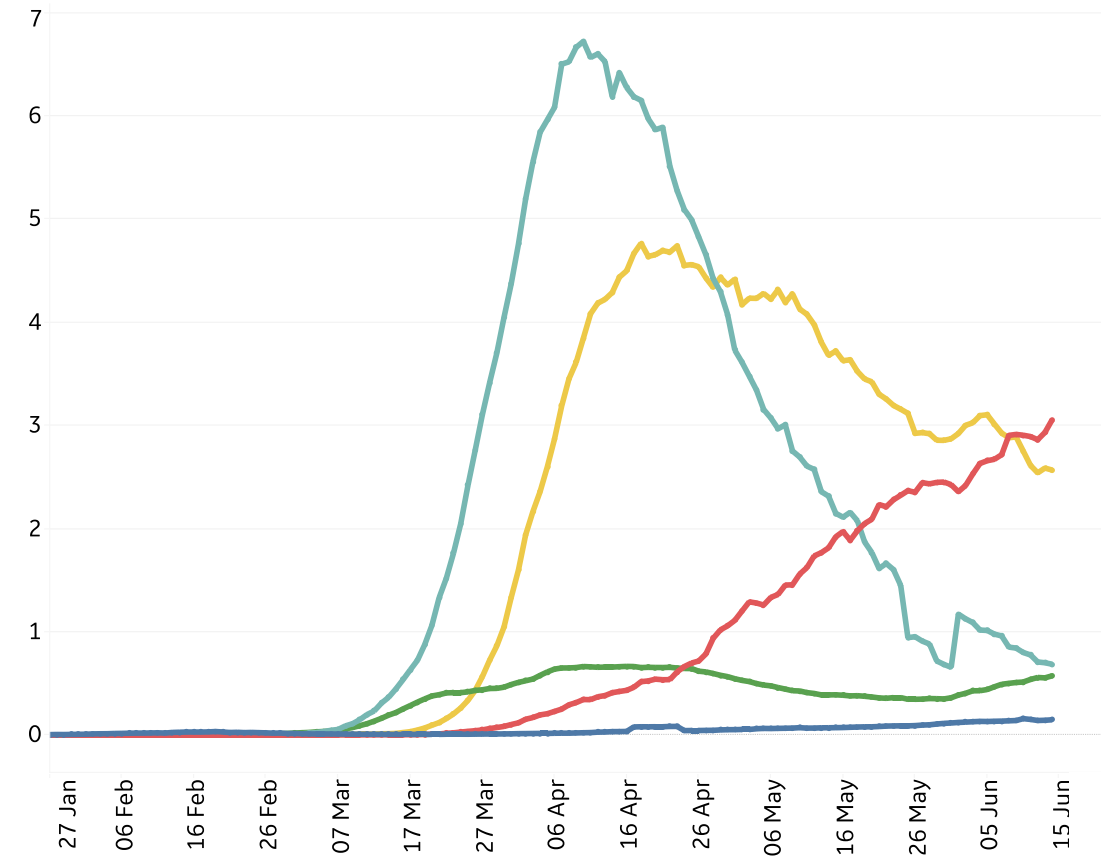
New Confirmed Cases / 1M

7-day rolling average



New Deaths / 1M

7-day rolling average





Top 50 Countries: Per 1M



1 - 25

	Active Today	Today			Total since 22 Jan		
		Confirmed	Deaths	Recovered	Total Confirmed	Total Deaths	Total Recovered
Qatar	7,855	412	1	571	27,629	25	19,749
Sweden	4,628	68	0	0	5,111	483	0
US	4,279	59	1	15	6,326	350	1,697
UK	3,746	22	1	0	4,380	615	19
Armenia	3,437	224	2	45	5,625	91	2,097
Peru	3,259	273	12	117	6,968	203	3,505
Bahrain	3,154	302	3	368	10,712	25	7,533
Oman	2,922	275	1	180	4,598	20	1,655
Belgium	2,915	10	0	3	5,180	833	1,431
Netherlands	2,494	8	0	0	2,859	355	11
Belarus	2,494	77	1	105	5,712	33	3,186
Kuwait	2,076	106	2	205	8,411	69	6,266
Singapore	1,878	70	0	134	6,940	4	5,058
Panama	1,672	315	2	1	4,964	101	3,190
Brazil	1,671	80	3	46	4,082	204	2,207
Russia	1,657	60	1	37	3,620	48	1,915
UAE	1,470	31	0	71	4,276	29	2,777
Chile	1,426	363	12	335	9,118	174	7,517
Spain	1,421	7	0	0	5,217	580	3,216
France	1,406	6	0	1	2,974	451	1,118
Bolivia	1,262	53	2	30	1,581	52	267
Portugal	1,226	22	0	22	3,598	149	2,223
Saudi Arabia	1,202	122	1	63	3,664	28	2,434
Moldova	1,168	70	2	50	2,910	101	1,642
Ecuador	1,122	22	1	11	2,650	221	1,307

26 - 50

	Active Today	Today			Total since 22 Jan		
		Confirmed	Deaths	Recovered	Total Confirmed	Total Deaths	Total Recovered
Gabon	1,085	0	0	0	1,556	10	460
North Macedo..	1,036	78	4	3	1,947	90	821
Canada	835	10	1	21	2,660	218	1,607
Dom. Rep.	834	36	1	22	2,117	55	1,228
EU	798	8	0	5	2,717	291	1,627
Eq. Guinea	780	0	0	0	931	9	143
Honduras	765	41	0	8	894	32	98
Guinea-Bissau	657	0	0	0	742	8	78
Colombia	546	37	1	14	961	33	382
South Africa	506	73	1	29	1,181	25	650
Afghanistan	503	17	1	13	636	12	121
Argentina	469	28	0	11	699	18	212
Italy	435	6	1	25	3,920	568	2,917
Guatemala	423	20	1	4	550	21	105
Azerbaijan	420	38	0	27	982	12	551
Bangladesh	411	19	0	6	531	7	114
Pakistan	399	55	1	16	654	12	243
Israel	391	10	0	2	2,201	35	1,776
Ukraine	374	15	0	3	728	21	334
Poland	368	10	0	3	777	33	376
Haiti	357	0	0	0	365	6	2
Iran	356	29	1	23	2,231	105	1,770
Central Africa..	349	0	0	0	426	1	75
Egypt	304	16	1	4	436	15	117
Total World	477	17	0	10	1,020	56	487

Several countries are revising and updating case counts

Sweden has the highest number of New Confirmed Cases per 1M in the EU

Top 50 countries selected by Active Cases / 1M
Excluded countries with population < 1M



Top 50 Countries: Raw Volume

1 - 25

	Active Cases	Today			Total since 22 Jan		
		Confirmed	Deaths	Recovered	Total Confirmed	Total Deaths	Total Recovered
US	1,416,510	19,532	296	5,210	2,094,058	115,732	561,816
EU	355,513	3,384	107	2,274	1,209,550	129,580	724,457
Brazil	355,151	17,110	612	9,705	867,624	43,332	469,141
UK	254,276	1,514	36	0	297,342	41,783	1,283
Russia	241,793	8,809	119	5,408	528,267	6,938	279,536
Peru	107,469	8,987	380	3,855	229,736	6,688	115,579
France	91,761	407	9	51	194,153	29,410	72,982
Pakistan	88,028	12,073	178	3,665	144,478	2,729	53,721
Bangladesh	67,619	3,141	32	902	87,520	1,171	18,730
Spain	66,416	323	0	0	243,928	27,136	150,376
Sweden	46,740	683	0	0	51,614	4,874	0
Netherlands	42,731	143	2	0	48,990	6,078	181
Saudi Arabia	41,849	4,233	40	2,172	127,541	972	84,720
Belgium	33,785	111	5	42	60,029	9,655	16,589
Canada	31,518	361	35	817	100,404	8,218	60,668
Egypt	31,092	1,618	91	402	44,598	1,575	11,931
Iran	29,916	2,472	107	1,926	187,427	8,837	148,674
South Africa	30,027	4,302	57	1,681	70,038	1,480	38,531
Colombia	27,766	1,902	47	711	48,896	1,670	19,460
Chile	27,266	6,938	222	6,408	174,293	3,323	143,704
Italy	26,274	338	44	1,505	236,989	34,345	176,370
Belarus	23,562	732	5	992	53,973	308	30,103
Qatar	22,631	1,186	3	1,646	79,602	73	56,898
Argentina	21,180	1,282	18	481	31,577	833	9,564
Ecuador	19,791	395	22	199	46,751	3,896	23,064

26 - 50

	Active Cases	Today			Total since 22 Jan		
		Confirmed	Deaths	Recovered	Total Confirmed	Total Deaths	Total Recovered
Afghanistan	19,570	664	20	524	24,766	471	4,725
Ukraine	16,356	674	9	107	31,851	899	14,596
Oman	14,923	1,404	5	924	23,481	104	8,454
Bolivia	14,735	617	26	345	18,459	611	3,113
UAE	14,543	304	1	701	42,294	289	27,462
Poland	13,919	375	10	122	29,392	1,247	14,226
Portugal	12,504	227	5	231	36,690	1,517	22,669
Singapore	10,989	407	0	781	40,604	26	29,589
Armenia	10,184	663	5	133	16,667	269	6,214
Dom. Rep.	9,050	390	15	236	22,962	592	13,320
Kuwait	8,865	454	7	877	35,920	296	26,759
Honduras	7,579	403	2	73	8,858	312	967
Guatemala	7,575	354	17	82	9,845	384	1,886
Panama	7,215	1,359	8	7	21,418	437	13,766
Bahrain	5,367	514	5	627	18,227	42	12,818
Moldova	4,711	281	8	202	11,740	406	6,623
Azerbaijan	4,255	387	4	274	9,957	119	5,583
Haiti	4,071	0	0	0	4,165	70	24
Israel	3,380	83	0	18	19,055	300	15,375
Gabon	2,416	0	0	0	3,463	23	1,024
North Macedo..	2,159	162	9	5	4,057	188	1,710
Central Africa..	1,687	0	0	0	2,057	7	363
Guinea-Bissau	1,292	0	0	0	1,460	15	153
Eq. Guinea	1,094	0	0	0	1,306	12	200
Total World	3,698,146	133,972	3,330	71,408	7,900,924	433,066	3,769,712

Several countries are revising and updating case counts

The region of **South America** reported the highest number of daily new deaths (1328) compared to other regions

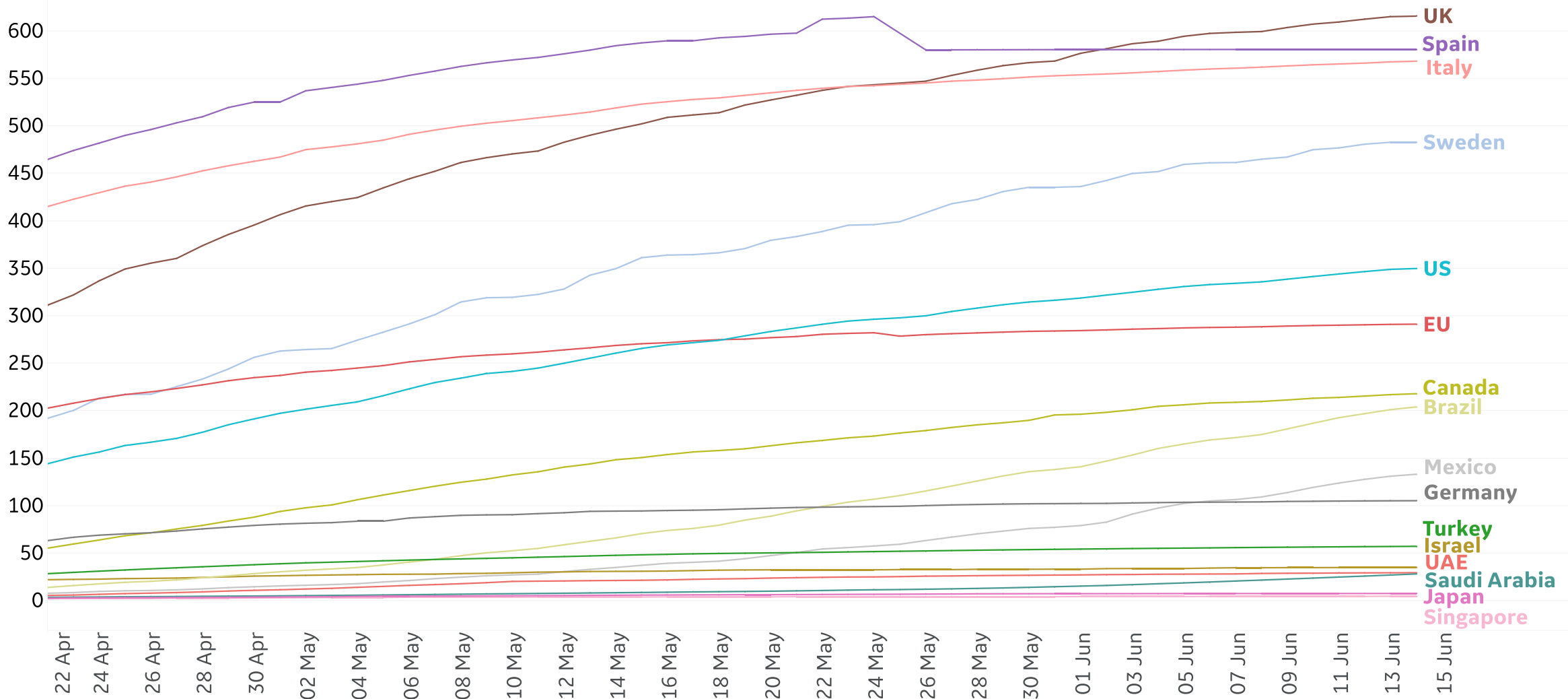
Top 50 countries selected by Active Cases / 1M
Excluded countries with population < 1M

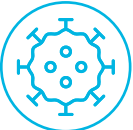


Cumulative Deaths in Select Countries



Cumulative Deaths / 1M Since 22 Apr 2020

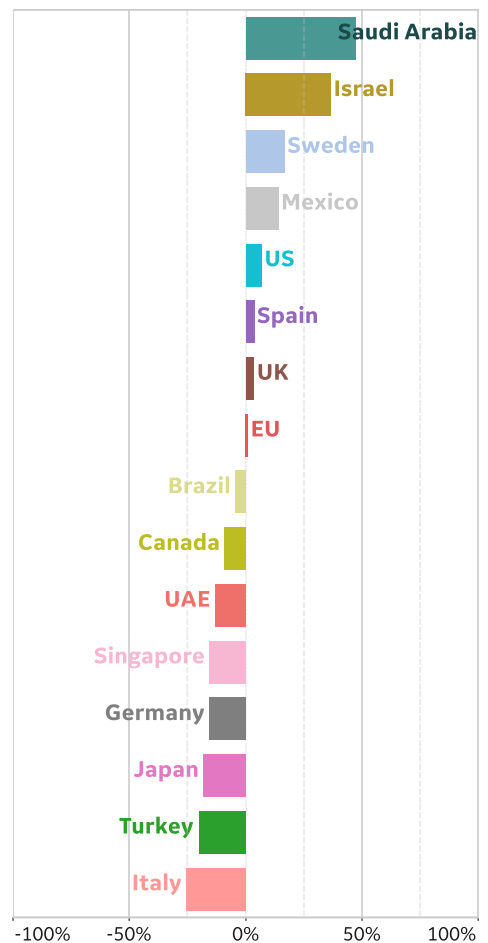




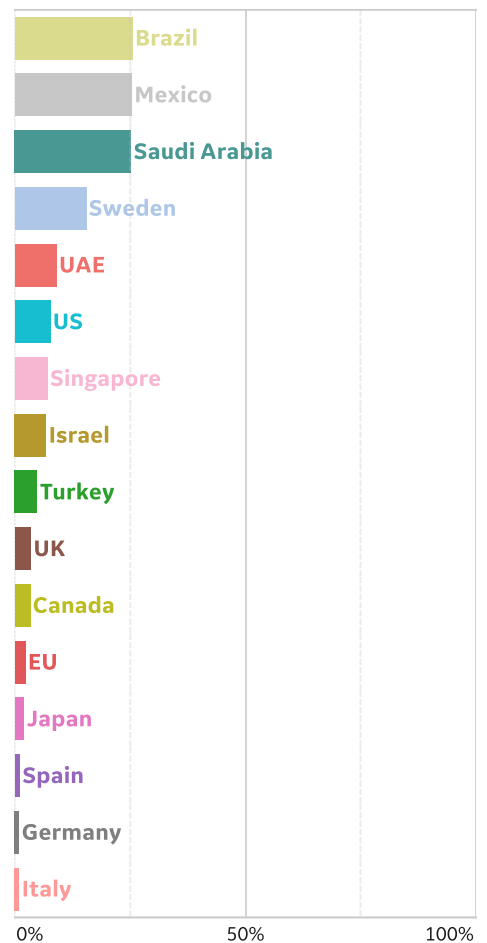
% Change in Case Volume in Select Countries

Over Previous 7 days

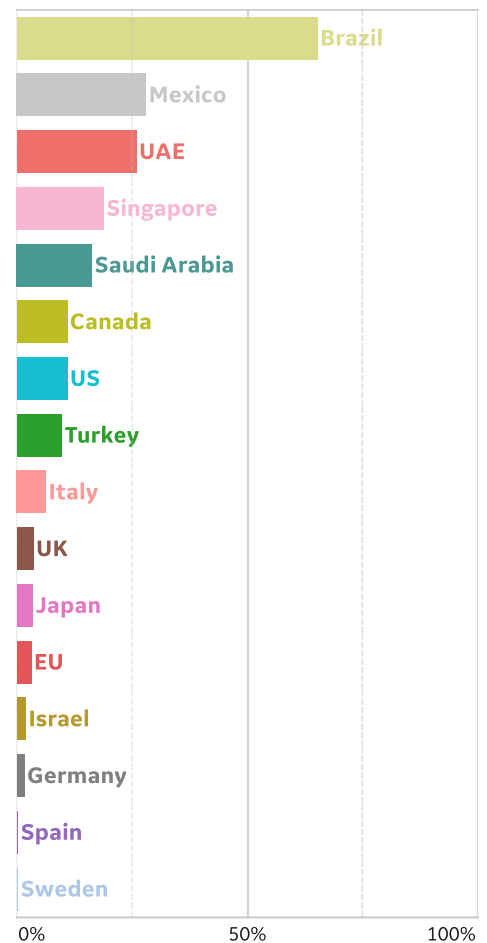
Active Cases




Confirmed Cases



Reported Recoveries



Reported Deaths

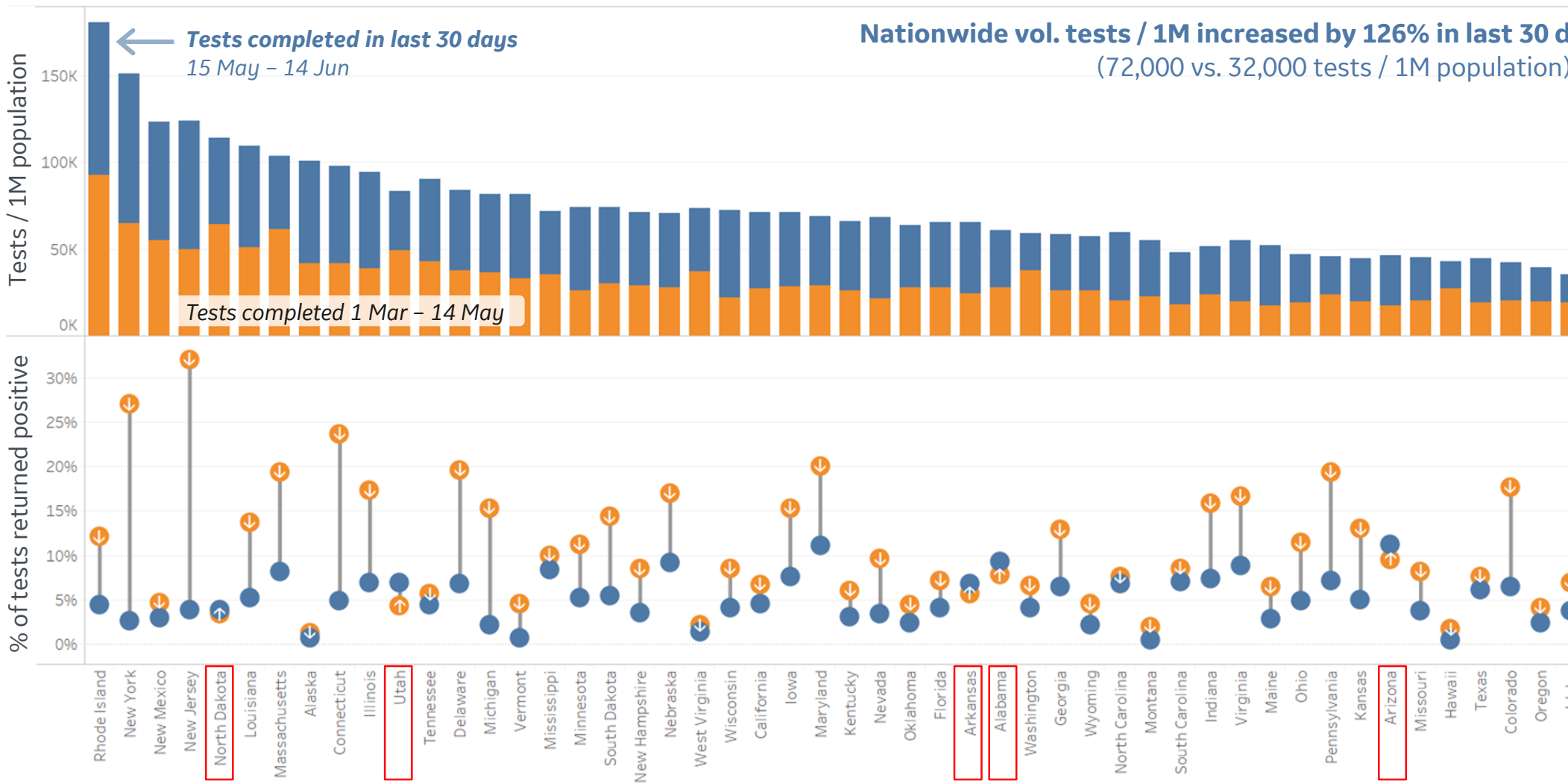




Feature: COVID Testing and % Positive Results in US



Testing Volumes and Positive Rates: Previous 30 days vs. Earlier in the Pandemic



NJ, NY, and CT had the largest decrease in % positive test results, compared to 1 Mar - 14 May

Range Last 30 d:
0.4 - 11.2% positive test results

Only 5 states have a higher percentage of positive test results in the last 30 d



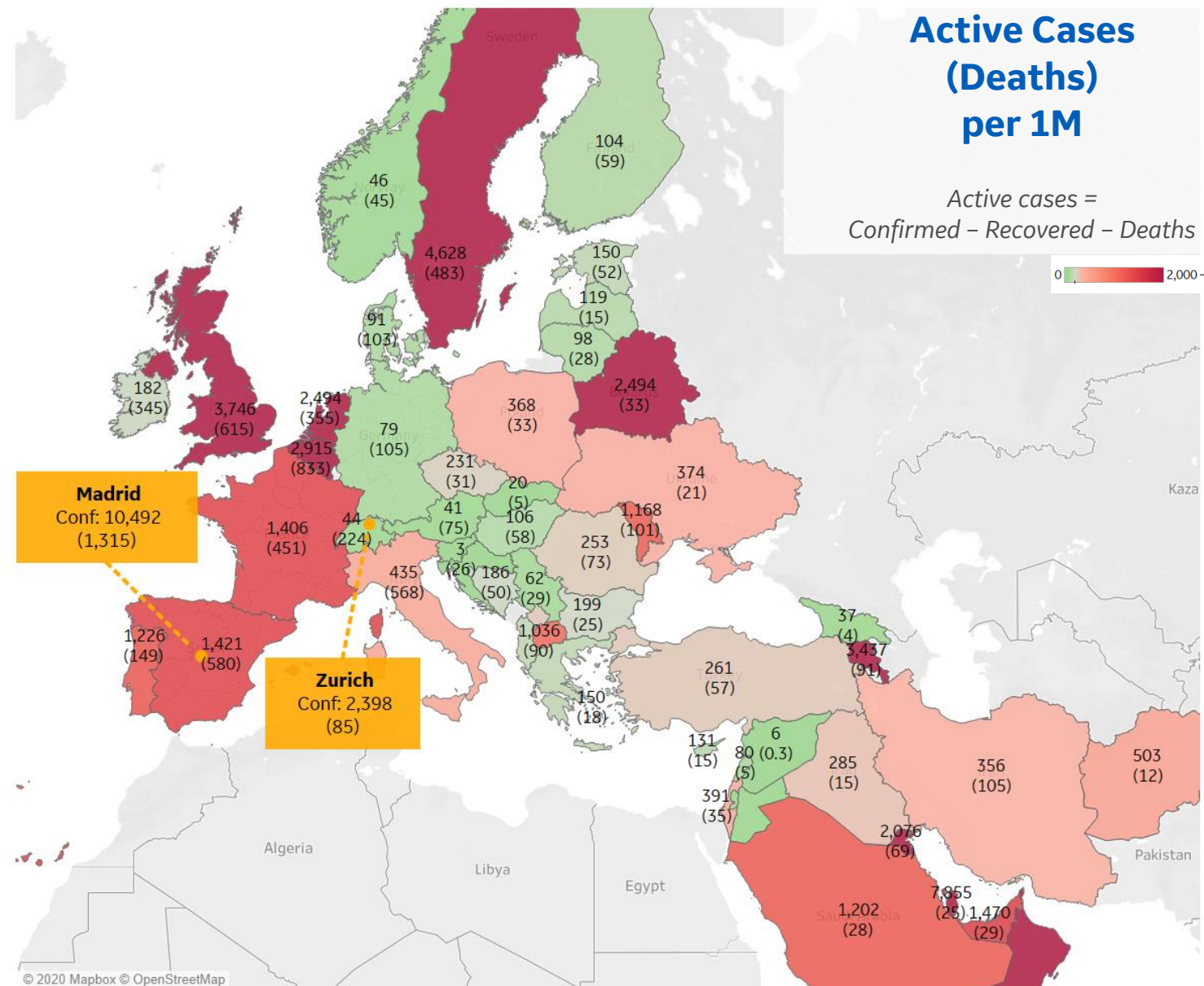
Per 1M in Region

	Today	Change
Active Cases	896	+1%
Confirmed	23 new	+1%
Deaths	0.5 new	+0.2%
Recovered	15 new	+1%

Most Active Cases per 1M

Qatar	7,855
Sweden	4,628
UK	3,746
Armenia	3,437
Bahrain	3,154
Oman	2,922
Belgium	2,915
Netherlands	2,494
Belarus	2,494
Kuwait	2,076

* Excludes regions with population < 1M





Per 1M in Region

	Today	Change
Active Cases	3,504	+0.6%
Confirmed	21 new	+0.5%
Deaths	1 new	+0.1%
Recovered	0 new	+0%

Most Active Cases per 1M

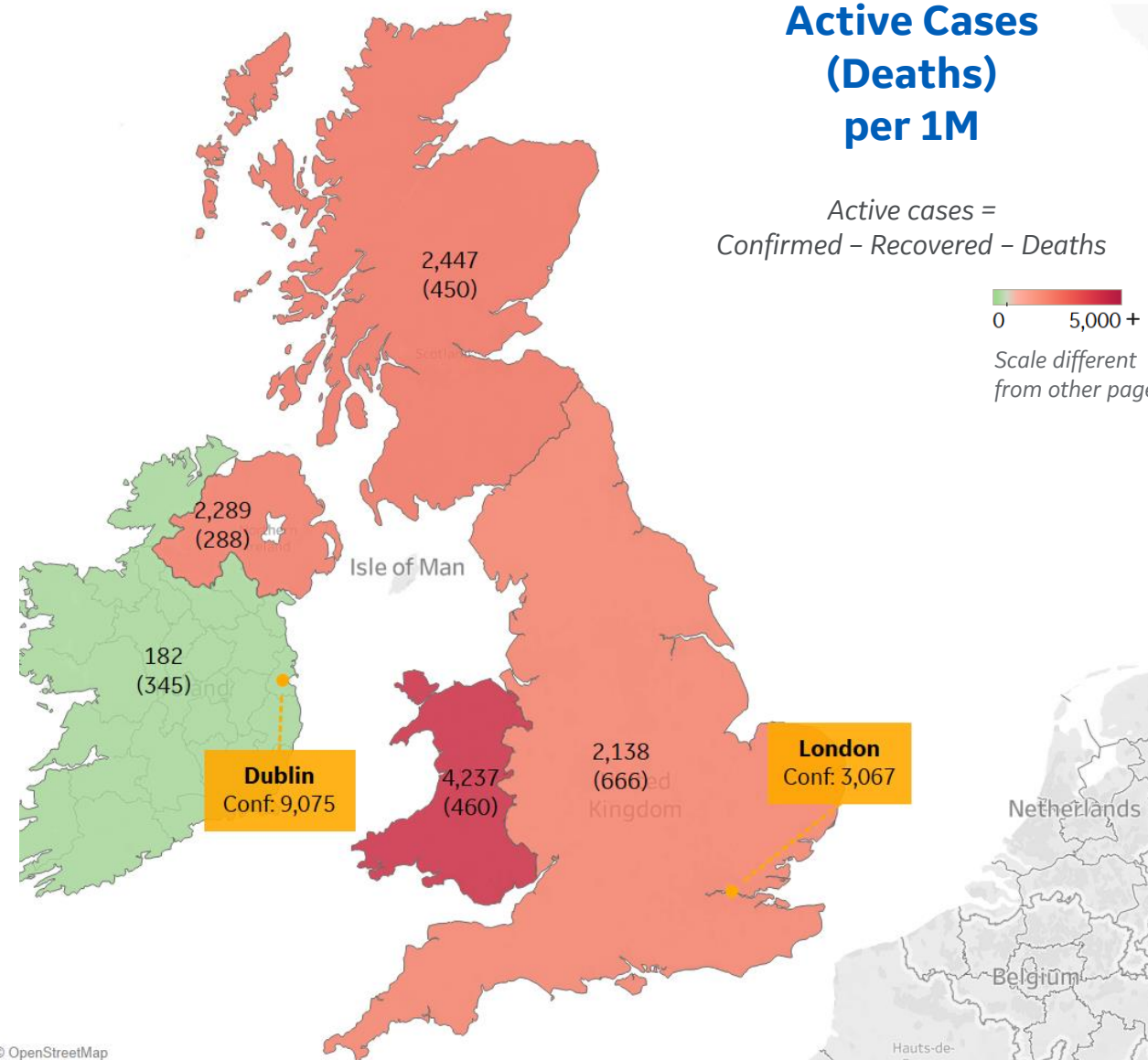
Wales	4,237
Scotland	2,447
Northern Ireland	2,289
England	2,138
Ireland	182

Active Cases (Deaths) per 1M

Active cases =
Confirmed - Recovered - Deaths

0 5,000+

Scale different
from other pages



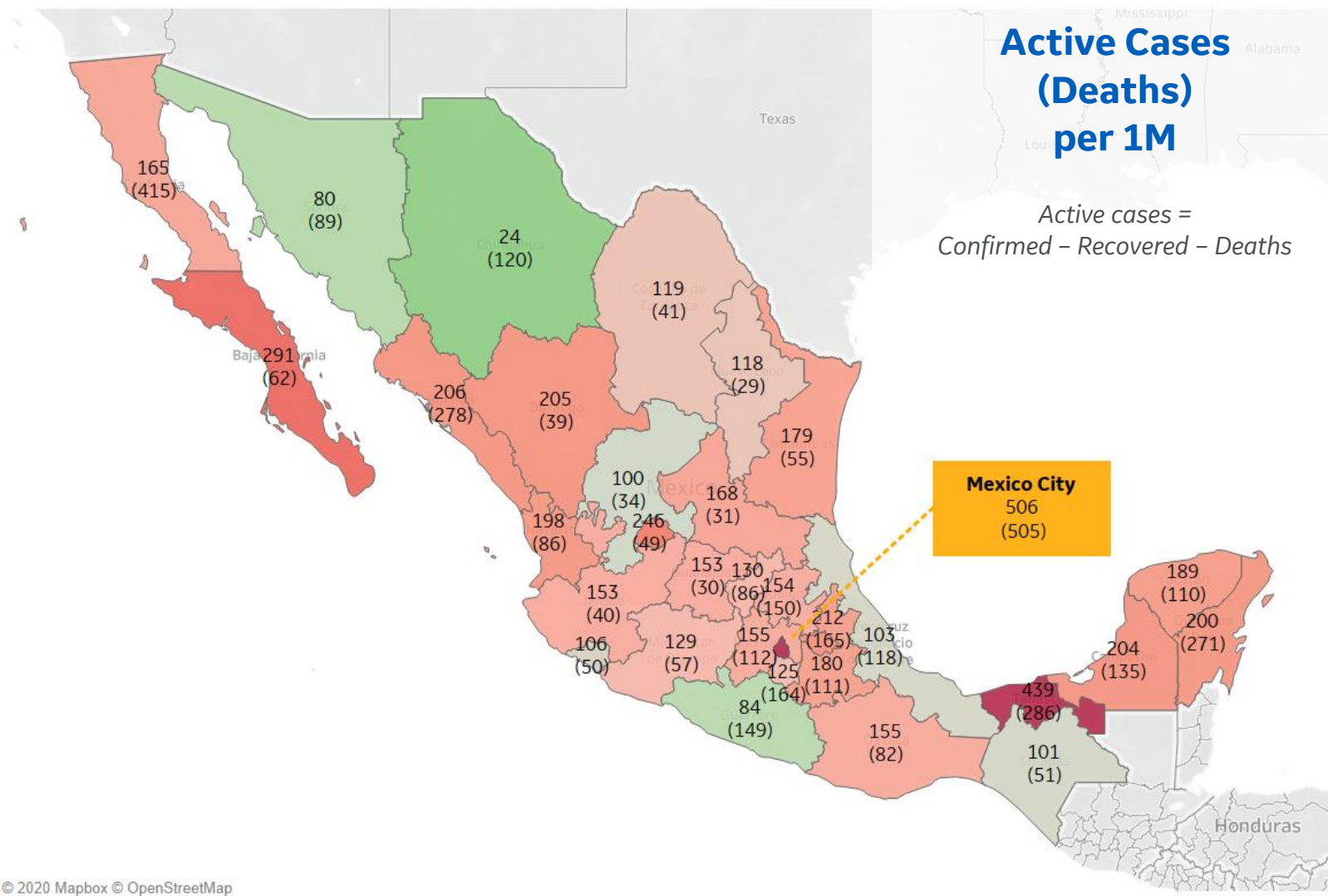


Per 1M in Region

	Today	Change
Active Cases	174	+3%
Confirmed	32 new	+3%
Deaths	2 new	+2%
Recovered	25 new	+3%

Most Active Cases per 1M

Distrito Federal	506
Tabasco	439
Baja California Sur	291
Aguascalientes	246
Tlaxcala	212
Sinaloa	206
Durango	205
Campeche	204
Quintana Roo	200
Nayarit	198



© 2020 Mapbox © OpenStreetMap

0.0 450
Scale different from other pages

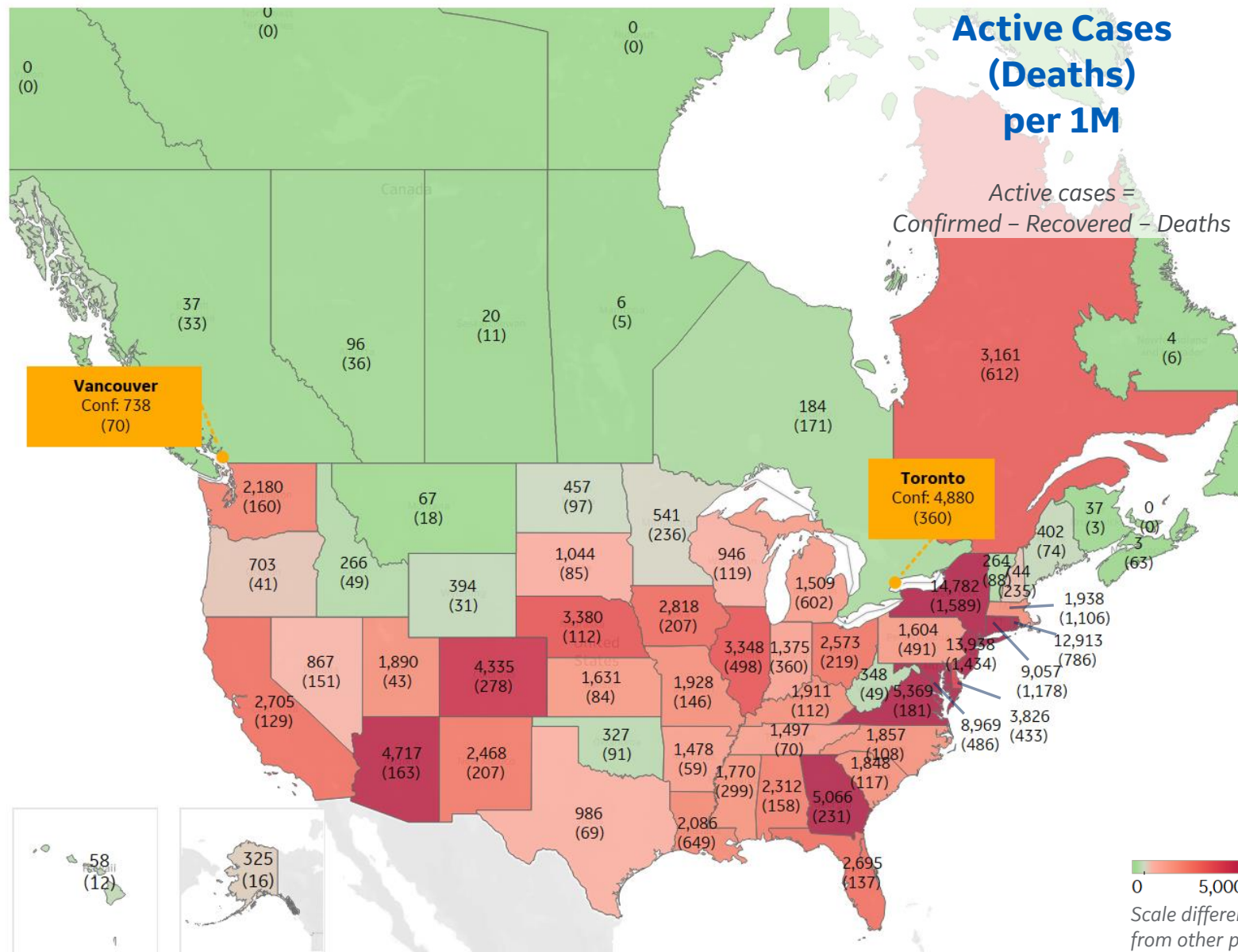


Per 1M in Region

	Today	Change
Active Cases	3,927	+1%
Confirmed	54 new	+1%
Deaths	1 new	+0.3%
Recovered	16 new	+1%

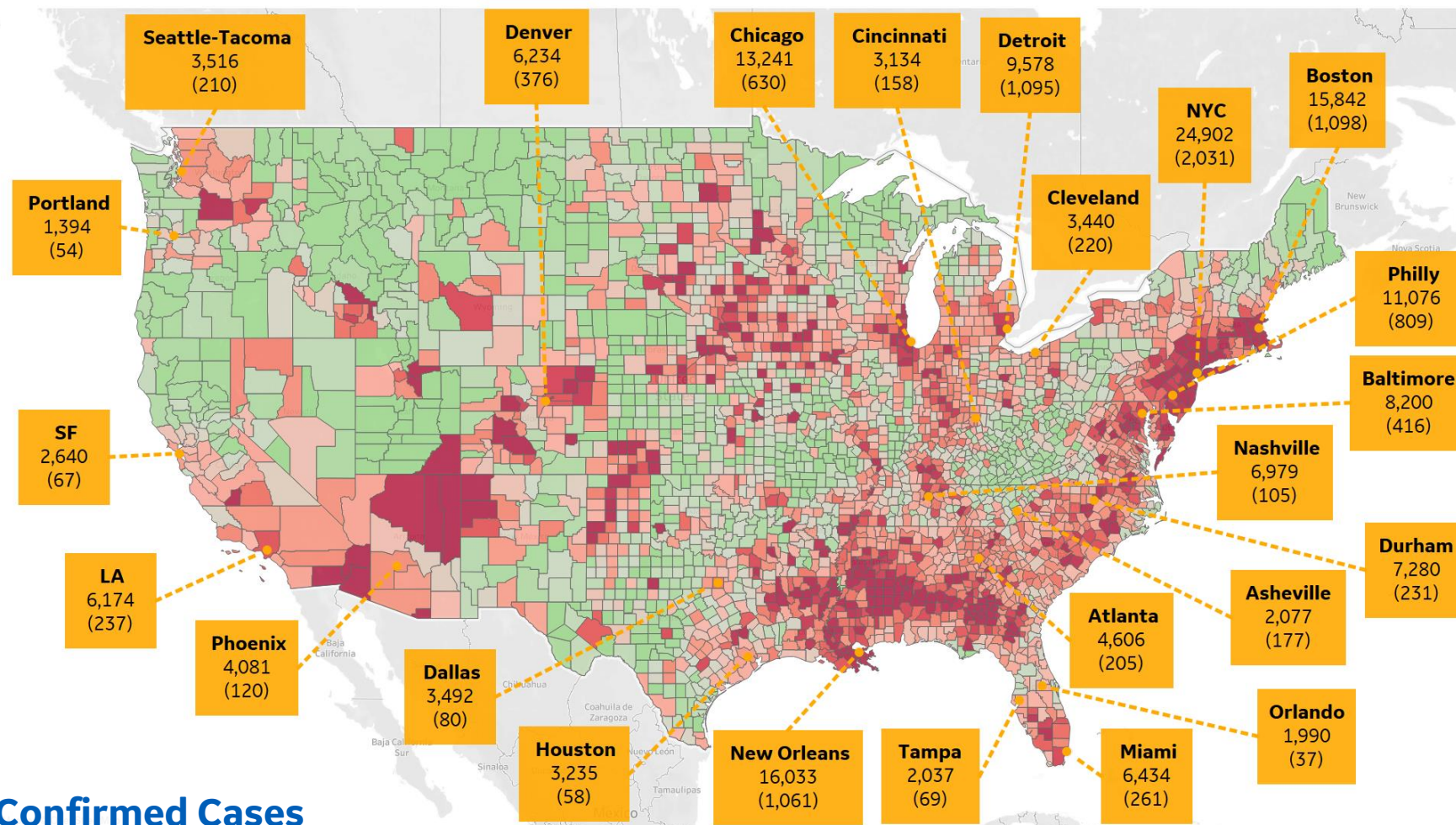
Most Active Cases per 1M

New York	14,782
New Jersey	13,938
Rhode Island	12,913
DC	11,490
Connecticut	9,057
Maryland	8,969
Virginia	5,369
Georgia	5,066
Arizona	4,717
Colorado	4,335



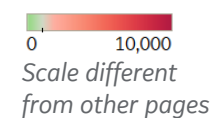


US by County & Metro, Total to Date



Confirmed Cases
(Deaths)
per 1M

Each box reports data for the Metropolitan Statistical Area of the major city listed



Top 10 Northeast Counties

Total Confirmed Cases / 1M

Rockland County, NY	40,904
Westchester County, NY	35,091
Passaic County, NJ	32,758
Nassau County, NY	30,134
Union County, NJ	29,034
Hudson County, NJ	28,222
Orange County, NY	27,304
Suffolk County, NY	27,300
New York City*	24,828
Suffolk County, MA	23,619

Top 10 Other US Counties

Total Confirmed Cases / 1M

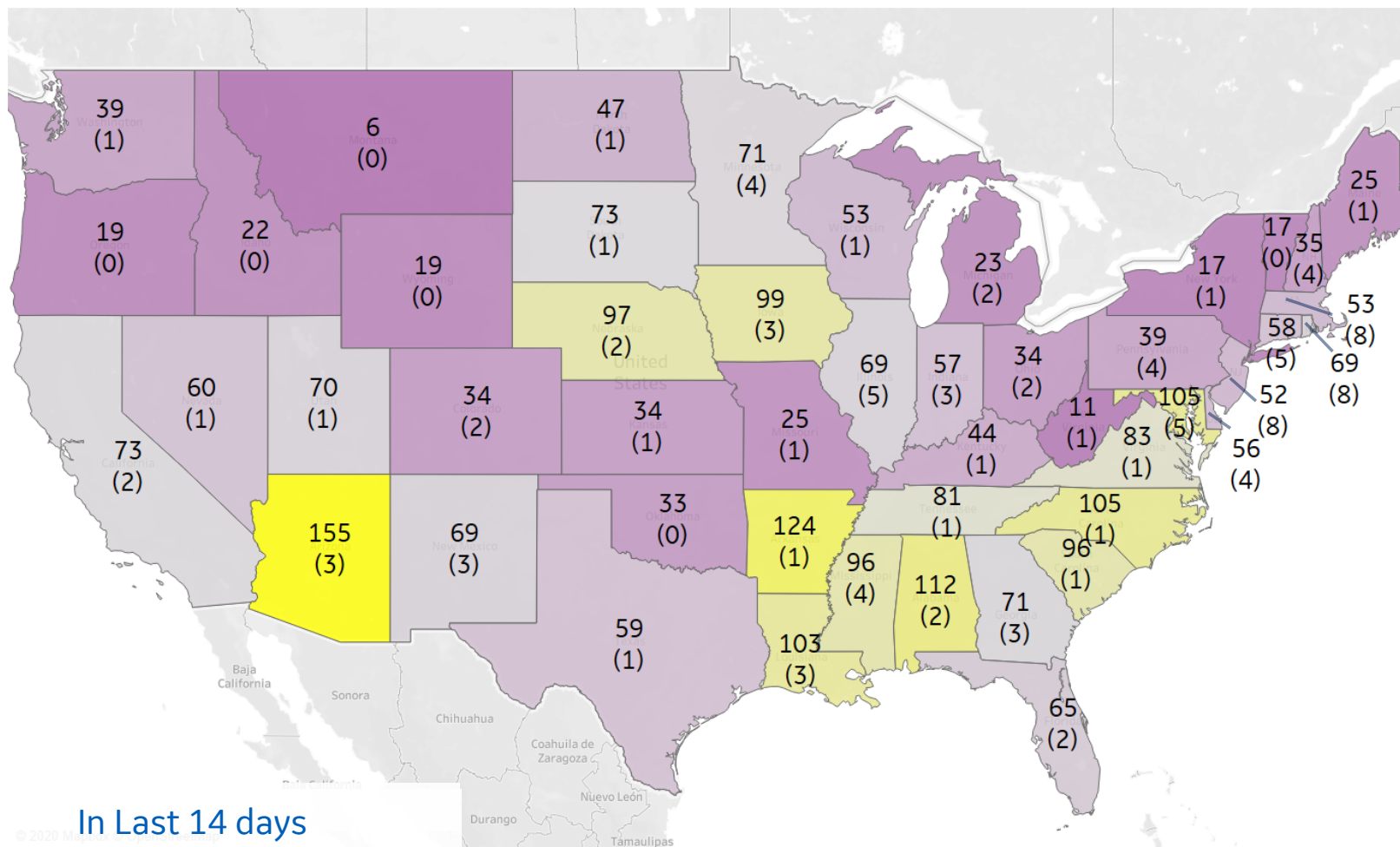
Orleans Parish, LA	18,576
Jefferson Parish, LA	18,332
Yakima County, WA	18,122
Prince George's County, MD	18,062
Cook County, IL	15,979
District of Columbia, DC	13,238
Prince William County, VA	13,126
Kane County, IL	12,750
Lake County, IL	12,576
Wayne County, MI	12,279

Note: Includes counties ≥ 250K population

* New York City counties aggregated into one reporting area



US, New in Last 14 days



Top 10 by New Confirmed

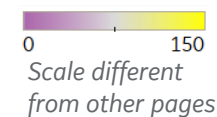
Avg New Confirmed Cases / 1M

Arizona	155
Arkansas	124
Alabama	112
Maryland	105
North Carolina	105
Louisiana	103
Iowa	99
District of Columbia	98
Nebraska	97
South Carolina	96

Top 10 by New Deaths

Avg New Deaths / 1M

Massachusetts	8
New Jersey	8
Rhode Island	8
Connecticut	5
District of Columbia	5
Illinois	5
Maryland	5
Delaware	4
Minnesota	4
Mississippi	4



In Last 14 days

**Avg New Confirmed Cases
(Avg New Deaths)
per 1M**



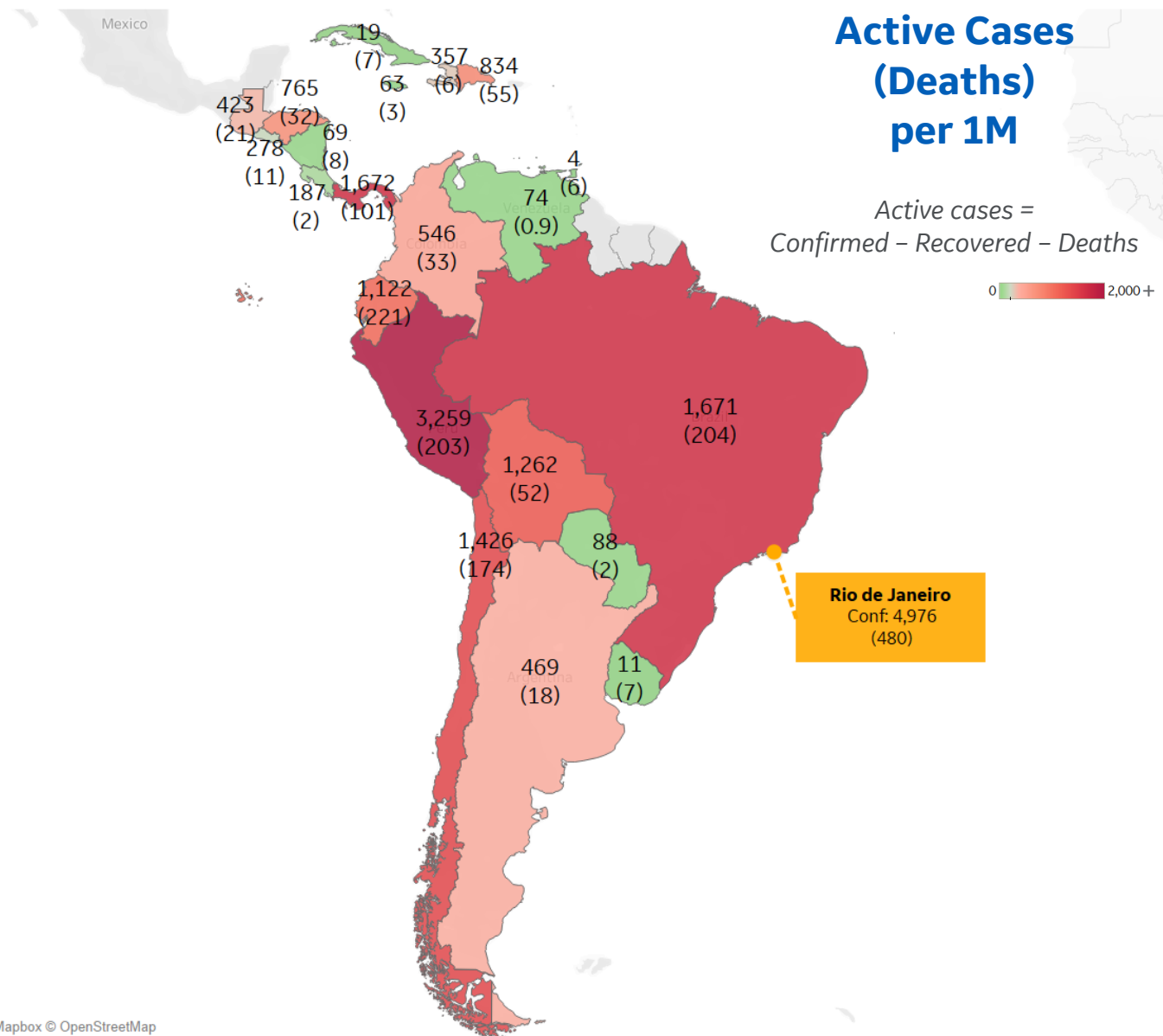
Per 1M in Region

	Today	Change
Active Cases	1,183	+3%
Confirmed	77 new	+3%
Deaths	3 new	+2%
Recovered	43 new	+3%

Most Active Cases per 1M

Peru	3,259
Panama	1,672
Brazil	1,671
Chile	1,426
Bolivia	1,262
Ecuador	1,122
Dom. Rep.	834
Honduras	765
Colombia	546
Argentina	469

* Excludes regions with population < 1M





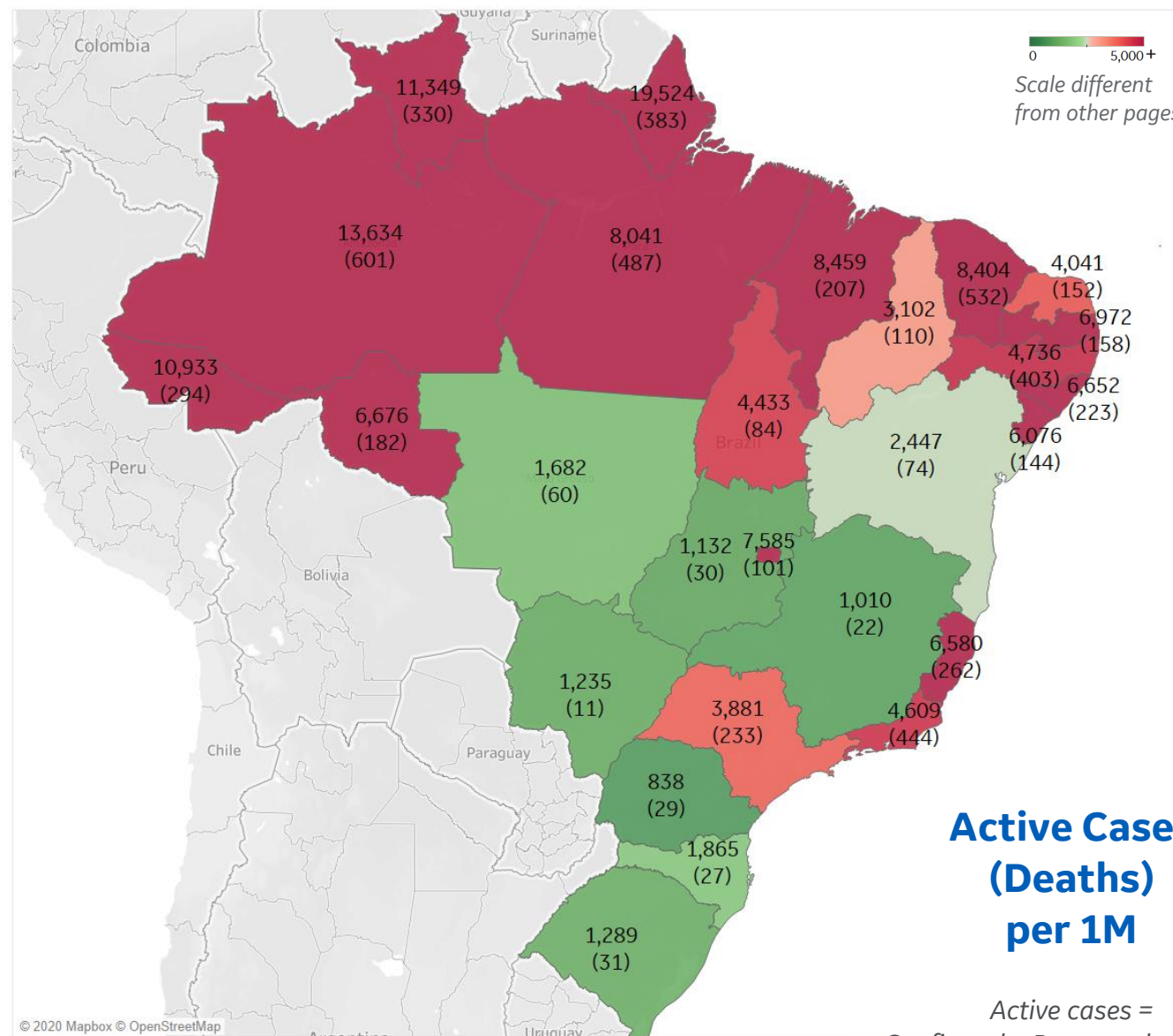
Per 1M in Region

	Today	Change
Active Cases	1,671	+2%
Confirmed	80 new	+2%
Deaths	3 new	+1%
Recovered	46 new	+2%

Most Active Cases per 1M

Amazonas	13,634
Maranhão	8,459
Ceará	8,404
Pará	8,041
Distrito Federal	7,585
Paraíba	6,972
Rondônia	6,676
Alagoas	6,652
Espírito Santo	6,580
Sergipe	6,076

* Excludes regions with population < 1M





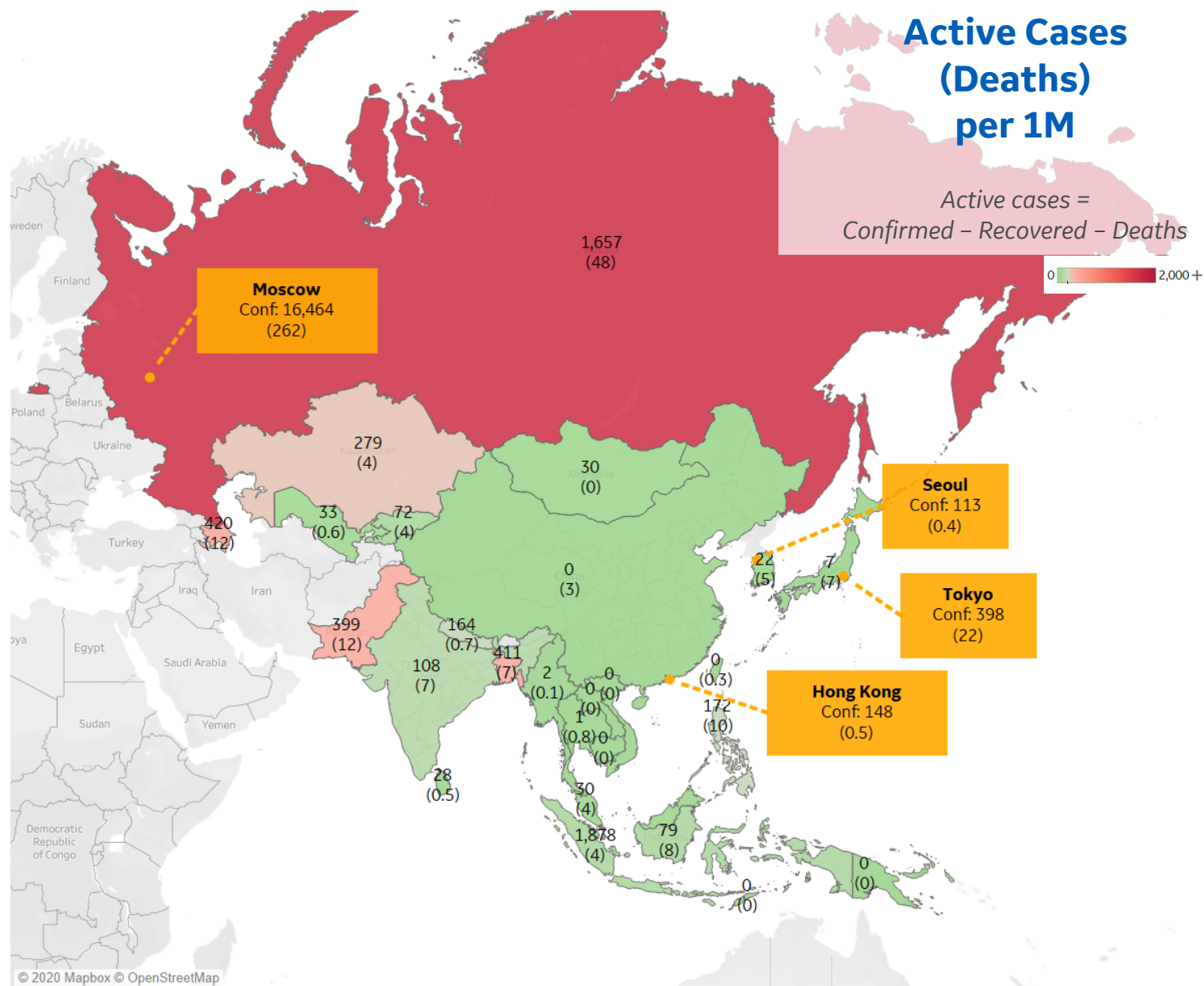
Per 1M in Region

	Today	Change
Active Cases	142	+3%
Confirmed	9 new	+3%
Deaths	0.2 new	+2%
Recovered	5 new	+3%

Most Active Cases per 1M

Singapore	1,878
Russia	1,657
Azerbaijan	420
Bangladesh	411
Pakistan	399
Kazakhstan	279
Philippines	172
Nepal	164
India	108
Indonesia	79

* Excludes regions with population < 1M





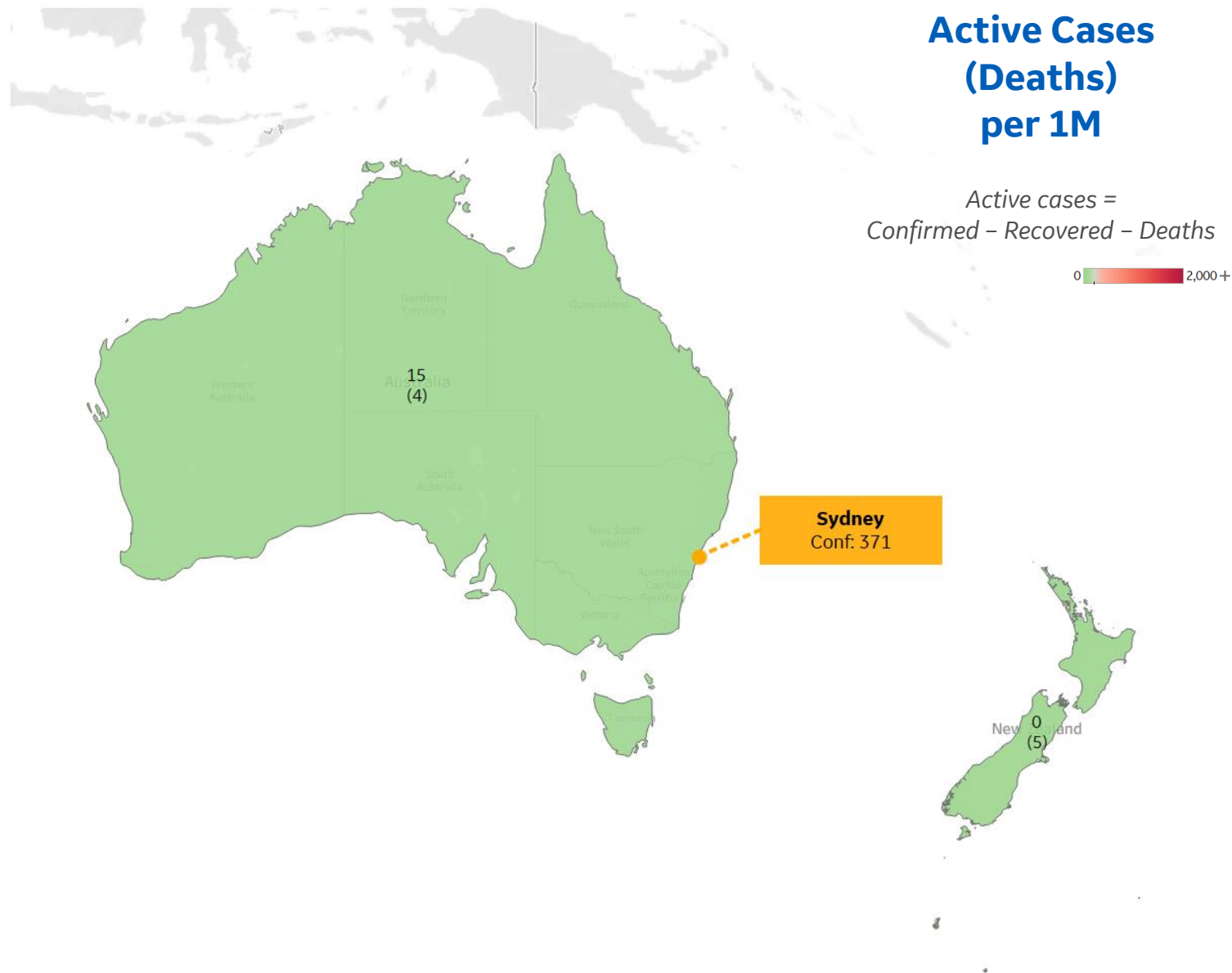
Per 1M in Region

	Today	Change
Active Cases	12	+0.5%
Confirmed	0.5 new	+0.2%
Deaths	0 new	+0%
Recovered	1 new	+0.4%

Most Active Cases per 1M

Australia	15
New Zealand	0

* Excludes regions with population < 1M





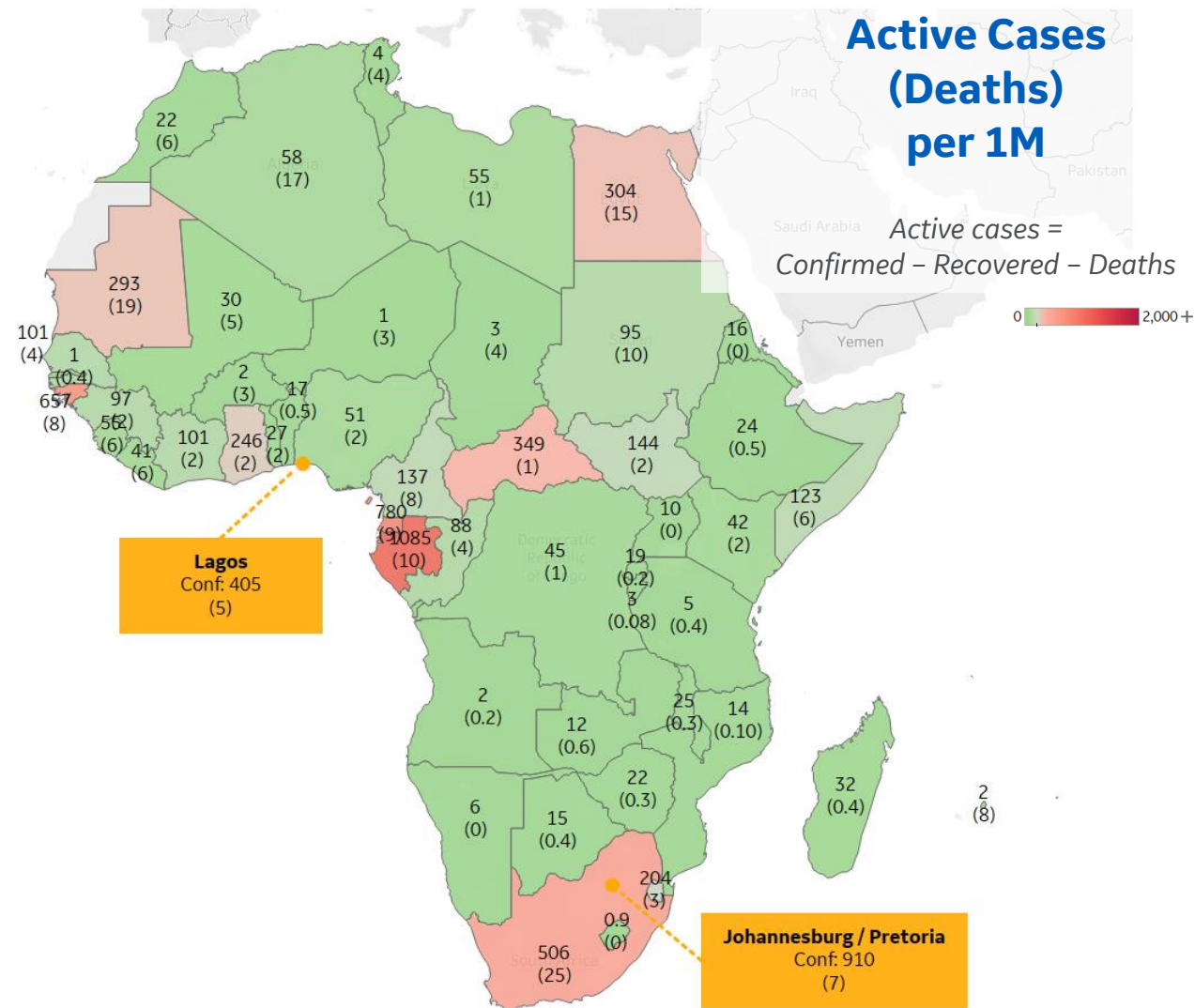
Per 1M in Region

	Today	Change
Active Cases	94	+4%
Confirmed	7 new	+4%
Deaths	0.2 new	+3%
Recovered	2 new	+3%

Most Active Cases per 1M

Gabon	1,085
Eq. Guinea	780
Guinea-Bissau	657
South Africa	506
Central African R..	349
Egypt	304
Mauritania	293
Ghana	246
Eswatini	204
South Sudan	144

* Excludes regions with population < 1M





** Per 1M = Per 1 Million Population unless otherwise noted

Johns Hopkins Coronavirus Resource Center:

<https://coronavirus.jhu.edu/map.html>

Worldometer Coronavirus Reporting:

<https://www.worldometers.info/coronavirus/>

Public Health England:

<https://www.gov.uk/government/publications/covid-19-track-coronavirus-cases>

US Department of Homeland Security, Homeland Infrastructure Foundation-Level Data:

<https://hifld-geoplatform.opendata.arcgis.com/datasets/hospitals>

City of New York, NYC Health:

<https://www1.nyc.gov/site/doh/covid/covid-19-data.page>

Chicago Coronavirus Latest Data:

<https://www.chicago.gov/city/en/sites/covid-19/home/latest-data.html>

National Health Commission of the PRC:

<http://www.nhc.gov.cn/xcs/yqtb/202003/bf66696029ba420098164607240074f8.shtml>

Korean Centers for Disease Control and Prevention:

http://www.cdc.go.kr/cdc_eng/

CDC, Severe Outcomes Among Patients with Coronavirus Disease 2019 (COVID-19):

<https://www.cdc.gov/mmwr/volumes/69/wr/mm6912e2.htm>

COVID-19 Information for Switzerland:

<https://www.corona-data.ch/>

Italian Department of Civil Protection, COVID Monitoring:

<http://opendatadpc.maps.arcgis.com/apps/opsdashboard/index.html#/b0c68bce2cce478eac82fe38d4138b1>

The COVID Tracking Project:

<https://covidtracking.com/data/>

UK Office for National Statistics

<https://www.ons.gov.uk/peoplepopulationandcommunity/birthsdeathsandmarriages/deaths/bulletins/deathsregisteredweeklyinenglandandwalesprovisional/weekending24april2020>

WHO Europe, Surveillance Report:

<http://www.euro.who.int/en/health-topics/health-emergencies/coronavirus-covid-19/weekly-surveillance-report>

WHO Europe, Principles for Transition:

<http://www.euro.who.int/en/media-centre/sections/statements/2020/statement-transition-to-a-new-normal-during-the-covid-19-pandemic-must-be-guided-by-public-health-principles>

CIA World Factbook:

<https://www.cia.gov/library/publications/resources/the-world-factbook/>

Italian Ministry of Health:

<http://www.salute.gov.it/portale/nuovocoronavirus/dettaglioContenutiNuovoCoronavirus.jsp?lingua=italiano&id=5351&area=nuovoCoronavirus&menu=vuoto>

New South Wales Government:

<https://www.health.nsw.gov.au/Infectious/diseases/Pages/covid-19-latest.aspx>

Provincial Health Services Authority of Canada, BC Center for Disease Control:

<http://www.bccdc.ca/about/news-stories/stories/2020/information-on-novel-coronavirus>

Coronavirus Cases in Japan by Prefecture, Nippon Communications Foundation:

<https://www.nippon.com/en/japan-data/h00657/coronavirus-cases-in-japan-by-prefecture.html>

Secretary of Health, Mexico:

<https://www.gob.mx/salud/en>

OECD Economic Outlooks, Statistics:

https://www.oecd-ilibrary.org/economics/data/oecd-economic-outlook-statistics-and-projections_eo-data-en

Public Health Authority of Sweden:

<https://www.folkhalsomyndigheten.se/smittskydd-beredskap/utbrott/aktuella-utbrott/covid-19/bekraftade-fall-i-sverige>

National Public Health Agency of France:

<https://www.santepubliquefrance.fr/regions/ile-de-france/documents/bulletin-regional/2020/covid-19-point-epidemiologique-en-ile-de-france-du-23-avril-2020>

National Public Health Agency of France:

<https://www.santepubliquefrance.fr/regions/ile-de-france/documents/bulletin-regional/2020/covid-19-point-epidemiologique-en-ile-de-france-du-23-avril-2020>