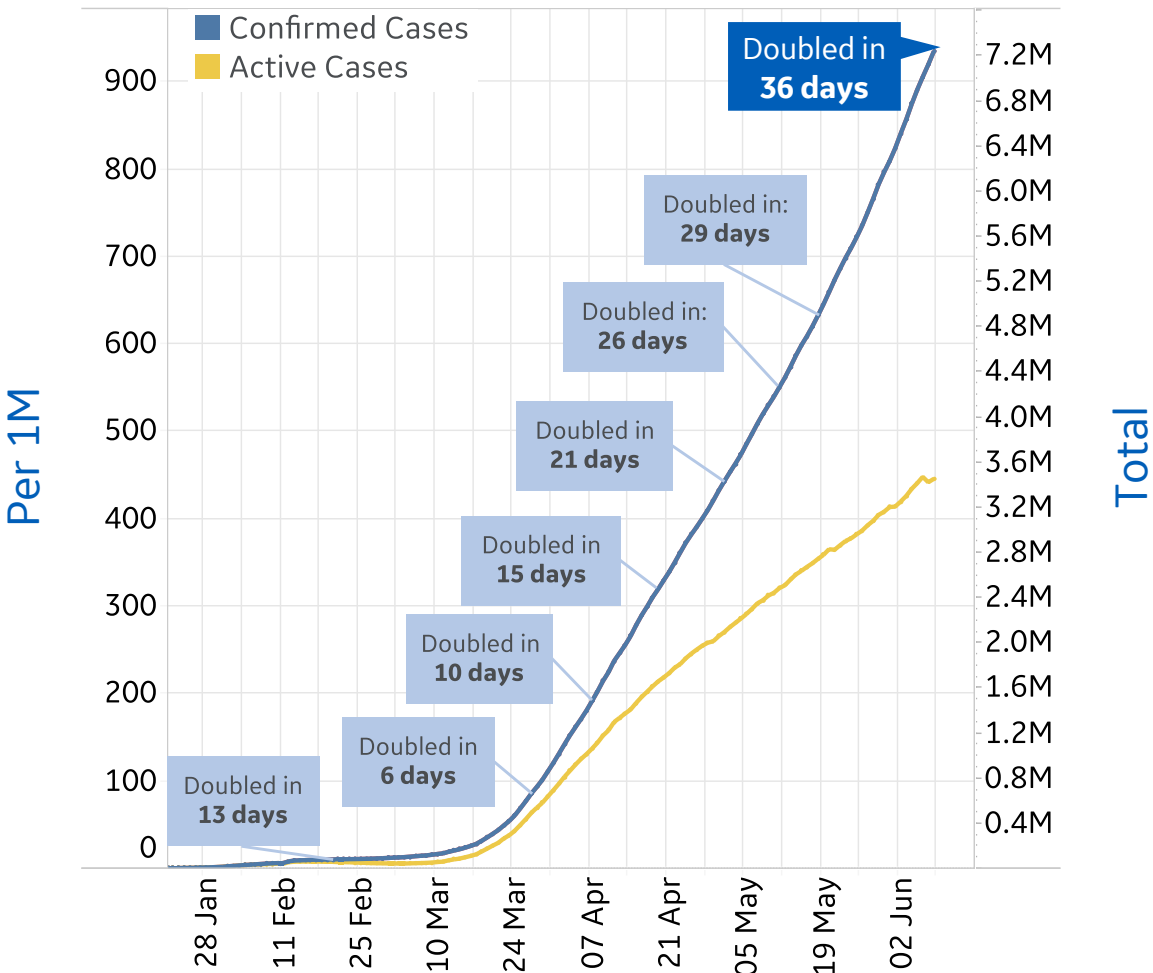




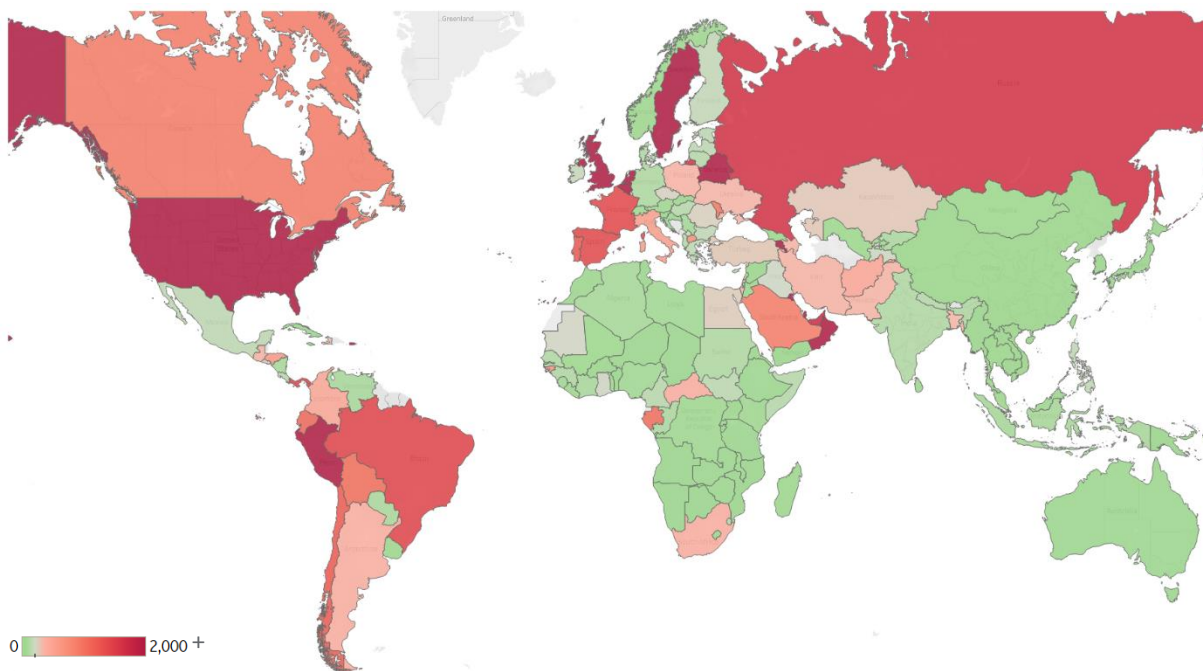
Global Confirmed & Active Cases

Trend since 22 Jan



Today per 1M

Active cases = Confirmed - Recovered - Deaths



Per 1M:	Today	Change
Active Today	445	+1%
Active	4 new	+1%
Confirmed	15 new	+2%
Deaths	1 new	+1%
Recovered	11 new	+3%



Top 50 Countries: Per 1M



1 - 25

	Active Today	Today			Total since 22 Jan		
		Confirmed	Deaths	Recovered	Total Confirmed	Total Deaths	Total Recovered
Qatar	8,416	597	2	567	24,949	22	16,511
Sweden	4,080	78	2	0	4,547	467	0
US	4,038	36	2	19	5,961	337	1,586
UK	3,658	26	4	1	4,280	603	19
Peru	3,187	123	5	102	6,179	174	2,818
Armenia	3,040	118	2	119	4,615	73	1,502
Bahrain	2,995	185	1	165	9,245	17	6,233
Belgium	2,890	8	1	1	5,128	830	1,409
Oman	2,734	139	0	70	3,564	16	813
Belarus	2,696	86	1	66	5,319	30	2,593
Kuwait	2,507	148	1	215	7,760	64	5,189
Netherlands	2,444	10	1	0	2,808	353	11
Singapore	2,156	37	0	87	6,583	4	4,423
UAE	1,707	53	0	47	4,035	29	2,299
Russia	1,621	59	1	80	3,321	42	1,658
Panama	1,453	88	1	37	3,994	93	2,448
Brazil	1,432	151	6	86	3,479	181	1,866
France	1,388	3	1	6	2,934	449	1,097
Spain	1,379	5	0	0	5,175	580	3,216
Portugal	1,223	41	1	18	3,462	146	2,093
Chile	1,209	205	1	267	7,468	119	6,139
Ecuador	1,089	31	3	0	2,489	209	1,191
Gabon	1,028	66	0	47	1,459	9	421
Bolivia	1,025	60	1	3	1,255	42	188
Moldova	958	54	3	15	2,485	90	1,437

26 - 50

	Active Today	Today			Total since 22 Jan		
		Confirmed	Deaths	Recovered	Total Confirmed	Total Deaths	Total Recovered
Canada	905	12	2	21	2,603	211	1,487
Saudi Arabia	903	94	1	52	3,119	22	2,193
EU	791	8	1	8	2,671	289	1,591
Eq. Guinea	780	0	0	0	931	9	143
Dom. Rep.	706	27	0	4	1,882	50	1,125
North Macedo..	684	42	0	3	1,555	75	796
Guinea-Bissau	622	0	0	0	706	6	78
Honduras	593	49	1	4	700	27	79
Italy	544	5	1	34	3,896	563	2,789
Afghanistan	473	14	0	12	551	10	68
Colombia	452	0	0	0	803	27	323
South Africa	385	36	1	49	893	20	489
Central Africa..	374	0	0	0	383	1	8
Argentina	365	25	1	5	548	16	167
Poland	348	11	0	6	728	31	349
Iran	346	25	1	25	2,095	100	1,648
Guatemala	344	20	1	5	439	16	79
Azerbaijan	344	31	0	22	808	10	454
Pakistan	340	24	0	5	515	10	164
Ukraine	338	9	0	6	651	19	295
Bangladesh	336	19	0	5	435	6	93
Israel	314	17	0	6	2,100	35	1,751
Haiti	314	11	0	0	321	5	2
Turkey	270	12	0	38	2,041	56	1,714
Total World	445	15	1	11	934	53	436

Several countries are revising and updating case counts

Reported deaths in **Mexico** increased 38% since 2 June

Top 50 countries selected by Active Cases / 1M
Excluded countries with population < 1M



Top 50 Countries: Raw Volume



1 - 25

		Today			Total since 22 Jan		
	Active Cases	Confirmed	Deaths	Recovered	Total Confirmed	Total Deaths	Total Recovered
US	1,336,681	11,802	683	6,333	1,973,230	111,694	524,855
EU	352,233	3,403	315	3,812	1,189,453	128,684	708,536
Brazil	304,360	32,091	1,272	18,480	739,503	38,406	396,737
UK	248,356	1,747	288	2	290,581	40,968	1,257
Russia	236,579	8,587	171	11,691	484,630	6,134	241,917
Peru	105,069	4,040	167	3,373	203,736	5,738	92,929
France	90,598	210	87	444	191,523	29,299	71,626
Pakistan	75,139	5,385	83	1,290	113,702	2,255	36,308
Spain	64,454	249	0	0	241,966	27,136	150,376
Bangladesh	55,363	3,171	45	777	71,675	975	15,337
Netherlands	41,878	164	15	0	48,109	6,050	181
Sweden	41,207	791	23	0	45,924	4,717	0
Canada	34,154	462	60	774	98,241	7,970	56,117
Italy	32,872	283	79	2,062	235,561	34,043	168,646
Belgium	33,494	89	13	9	59,437	9,619	16,324
Saudi Arabia	31,449	3,288	37	1,815	108,571	783	76,339
Iran	29,045	2,095	74	2,097	175,927	8,425	138,457
Belarus	25,477	812	6	626	50,265	282	24,506
Qatar	24,248	1,721	5	1,634	71,879	62	47,569
Turkey	22,787	993	18	3,218	172,114	4,729	144,598
Chile	23,115	3,913	19	5,113	142,759	2,283	117,361
South Africa	22,823	2,112	82	2,907	52,991	1,162	29,006
Colombia	23,015	0	0	0	40,847	1,373	16,459
Ecuador	19,207	539	48	0	43,917	3,690	21,020
Afghanistan	18,424	542	15	480	21,459	384	2,651

26 - 50

		Today			Total since 22 Jan		
	Active Cases	Confirmed	Deaths	Recovered	Total Confirmed	Total Deaths	Total Recovered
UAE	16,881	528	2	465	39,904	283	22,740
Argentina	16,476	1,141	24	263	24,761	717	7,568
Ukraine	14,769	402	13	235	28,479	818	12,892
Oman	13,963	712	2	359	18,198	83	4,152
Poland	13,181	400	17	198	27,560	1,183	13,196
Singapore	12,612	218	0	509	38,514	25	25,877
Portugal	12,475	421	7	183	35,306	1,492	21,339
Bolivia	11,967	695	12	31	14,644	487	2,190
Kuwait	10,705	630	4	920	33,140	273	22,162
Armenia	9,007	350	6	352	13,675	217	4,451
Dom. Rep.	7,663	289	5	50	20,415	544	12,208
Panama	6,269	379	5	160	17,233	403	10,561
Guatemala	6,164	364	22	90	7,866	289	1,413
Honduras	5,877	485	9	47	6,935	271	787
Bahrain	5,096	314	2	280	15,731	29	10,606
Moldova	3,863	218	12	59	10,025	365	5,797
Haiti	3,582	124	2	0	3,662	56	24
Azerbaijan	3,487	315	5	229	8,191	98	4,606
Israel	2,722	148	1	57	18,180	299	15,159
Gabon	2,288	146	0	105	3,247	21	938
Central Africa..	1,807	0	0	0	1,850	5	38
North Macedo..	1,424	87	1	5	3,239	157	1,658
Guinea-Bissau	1,224	0	0	0	1,389	12	153
Eq. Guinea	1,094	0	0	0	1,306	12	200
Total World	3,449,245	117,052	4,598	82,260	7,236,054	411,141	3,375,668

Several countries are revising and updating case counts

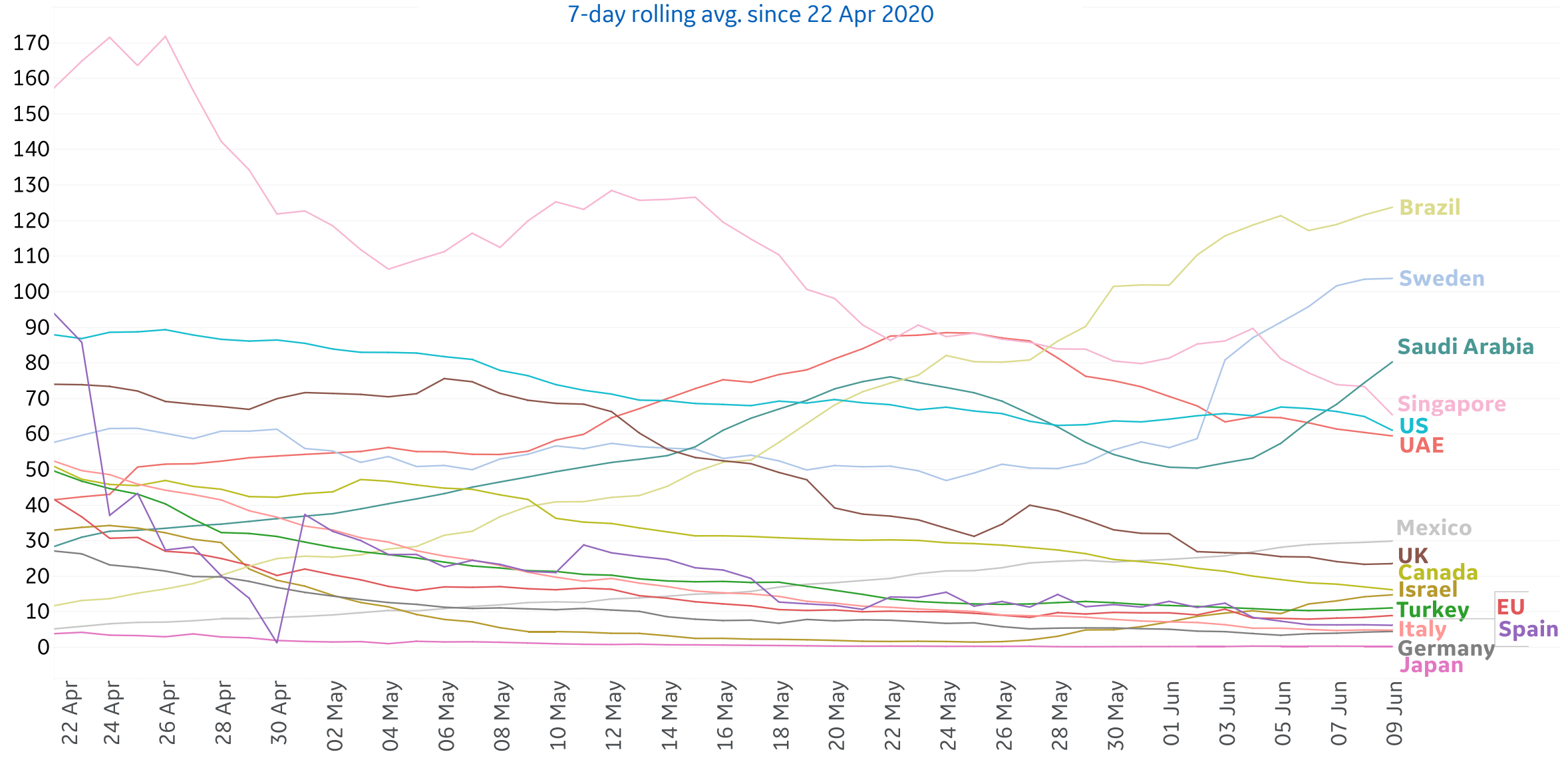
Average new confirmed cases in **Panama** increased 98% in the last two weeks

Top 50 countries selected by Active Cases / 1M
Excluded countries with population < 1M



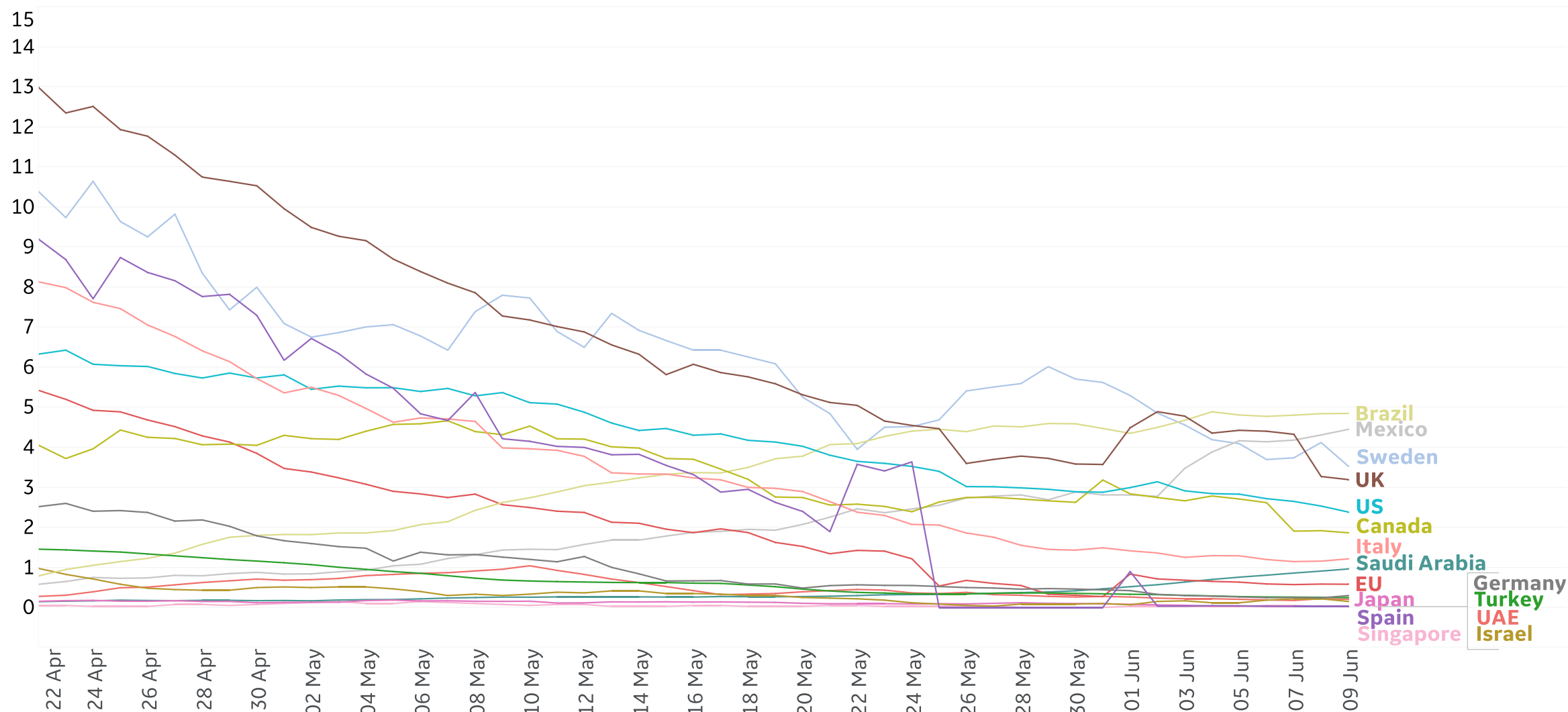
New Confirmed Cases in Select Countries

Daily New Confirmed Cases / 1M
7-day rolling avg. since 22 Apr 2020





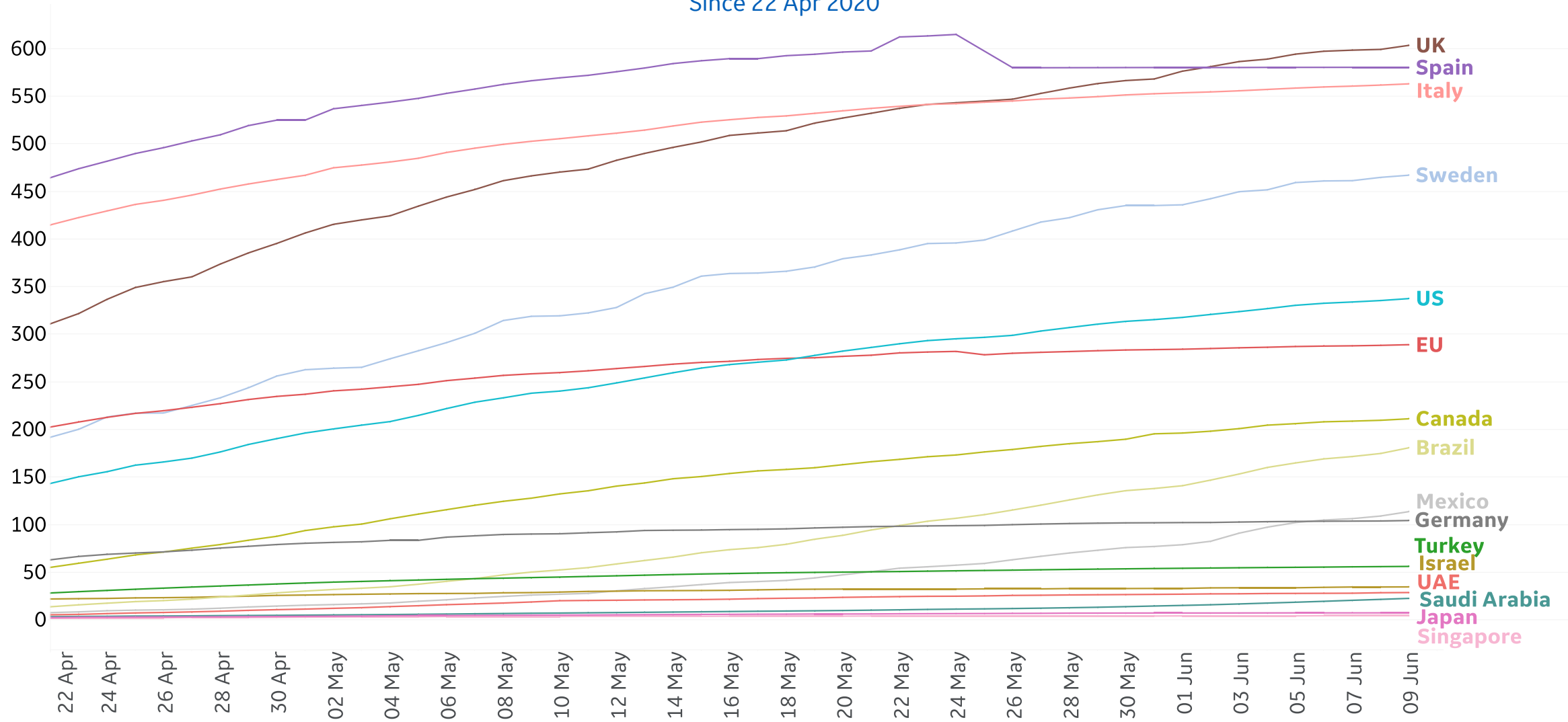
7-day rolling avg. since 22 Apr 2020





Cumulative Deaths in Select Countries

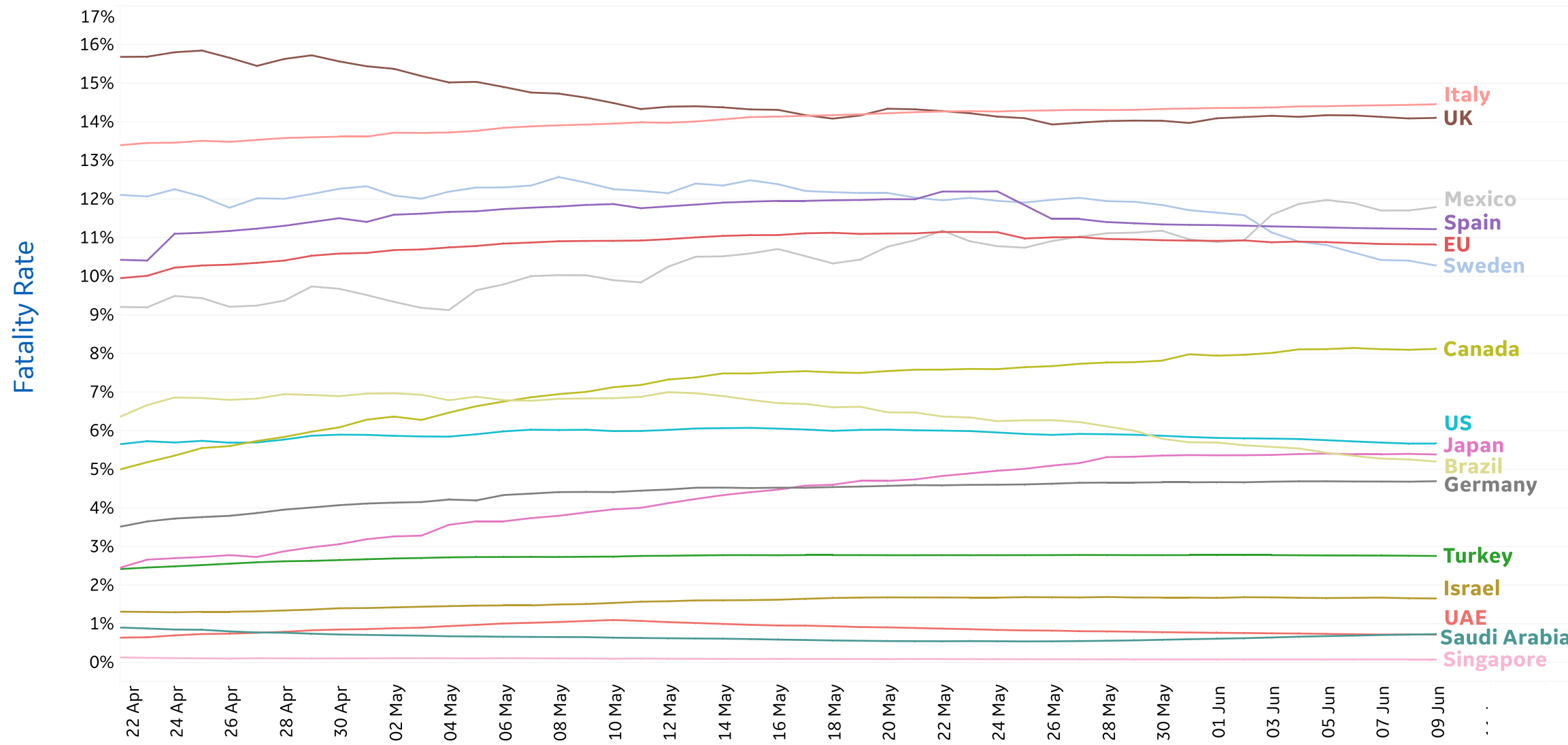
Cumulative Deaths / 1M
Since 22 Apr 2020





Fatality Rate in Select Countries

Deaths / Confirmed Cases
Since 22 Apr 2020

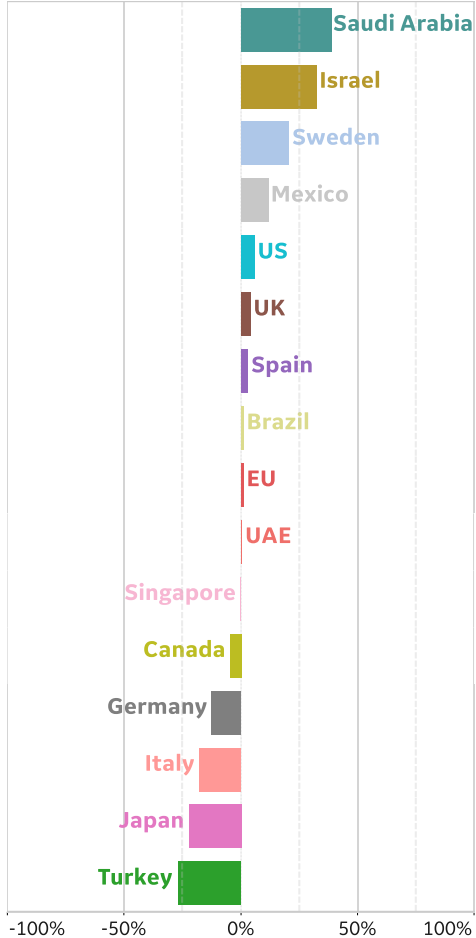




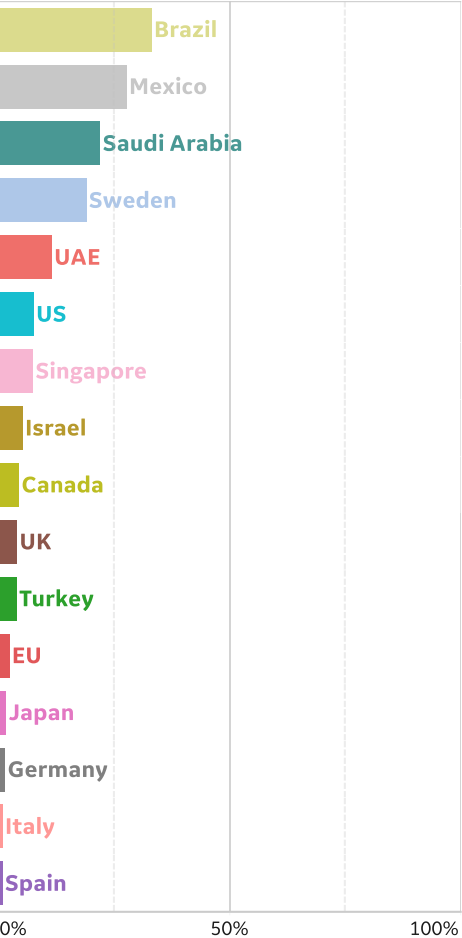
% Change in Case Volume in Select Countries

Over Previous 7 days

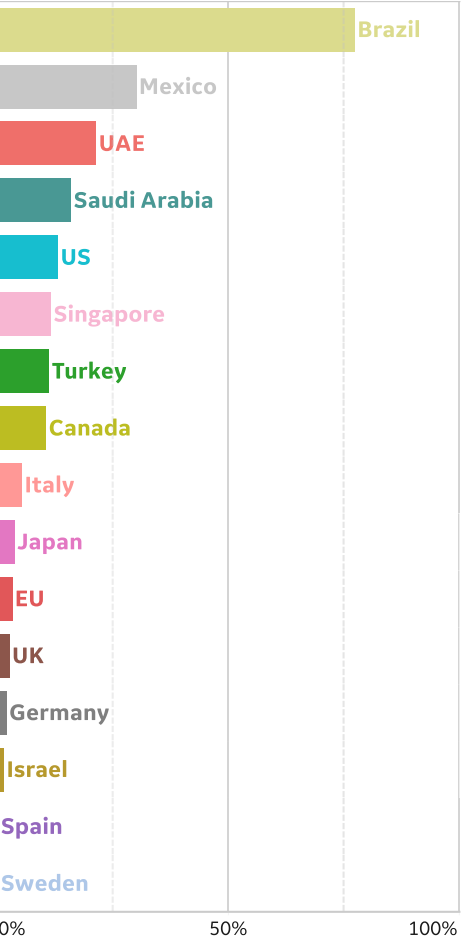
Active Cases




Confirmed Cases



Reported Recoveries



Reported Deaths

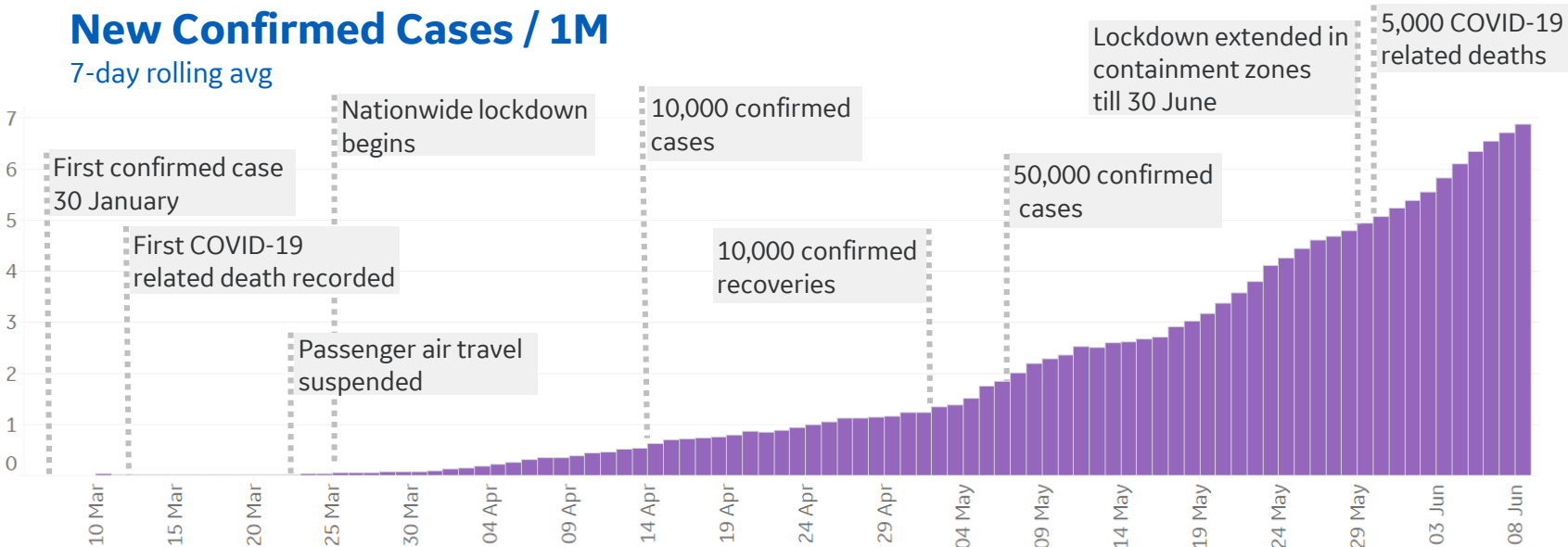




Feature: India

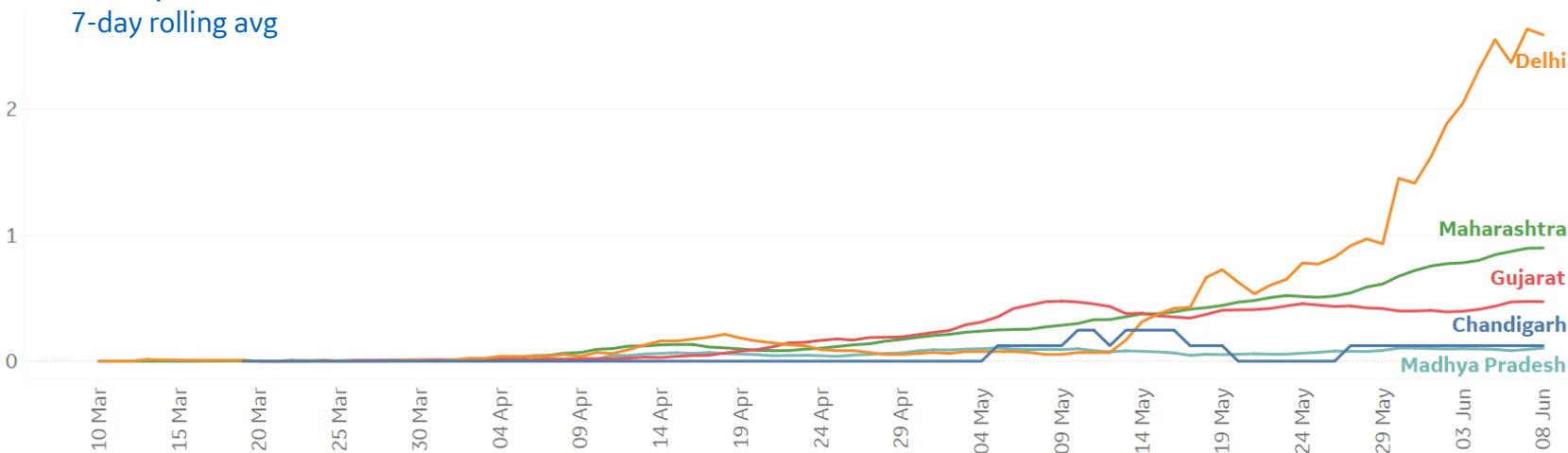
New Confirmed Cases / 1M

7-day rolling avg



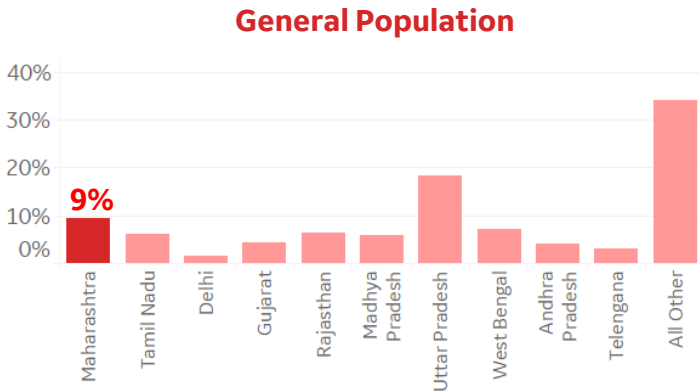
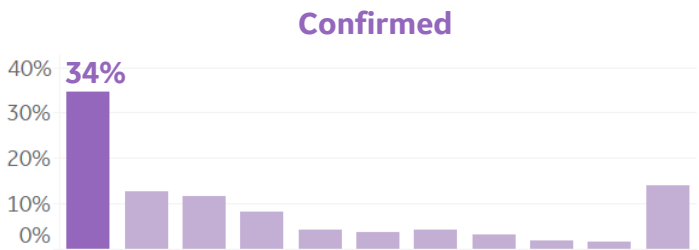
Daily New Deaths / 1M

7-day rolling avg



State Profiles

While only **9% of India's population** lives in Maharashtra, this state makes up **34% of confirmed cases** and nearly **half of reported deaths**





Feature: India



Active Cases per 1M Over Time

18 May

56,316 Total Active Cases

25 May

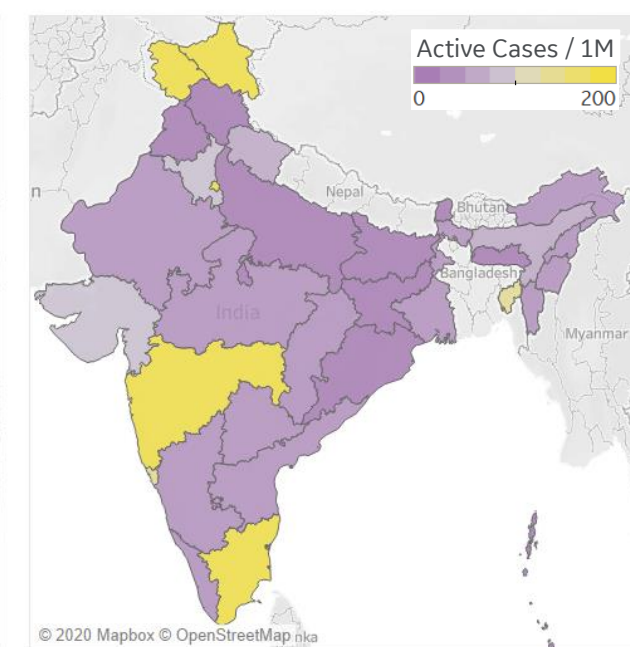
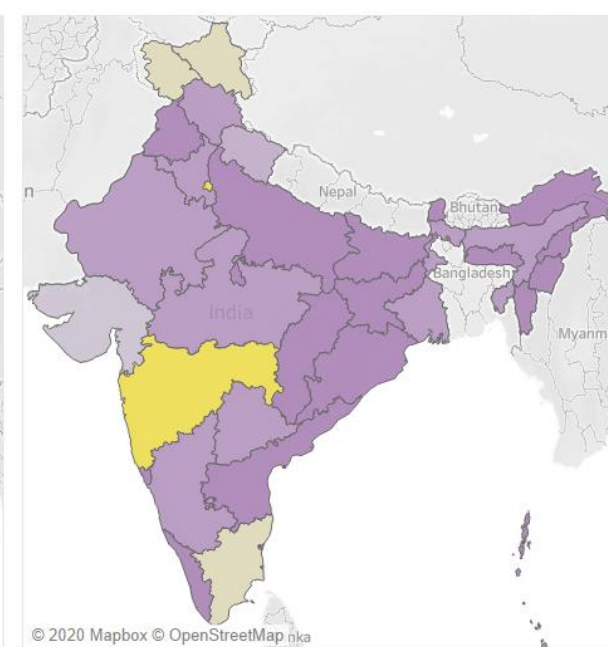
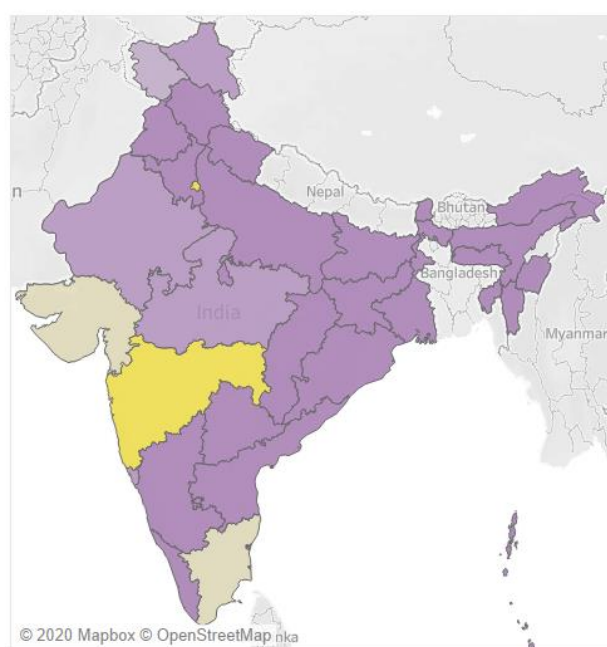
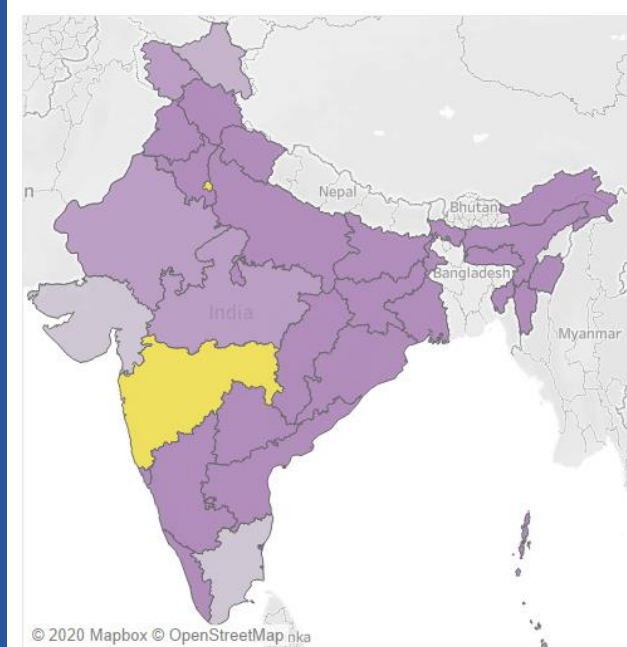
77,103 Total Active Cases

1 June

93,322 Total Active Cases

8 June

124,981 Total Active Cases



Active cases in **India** increased 122% over the last four weeks



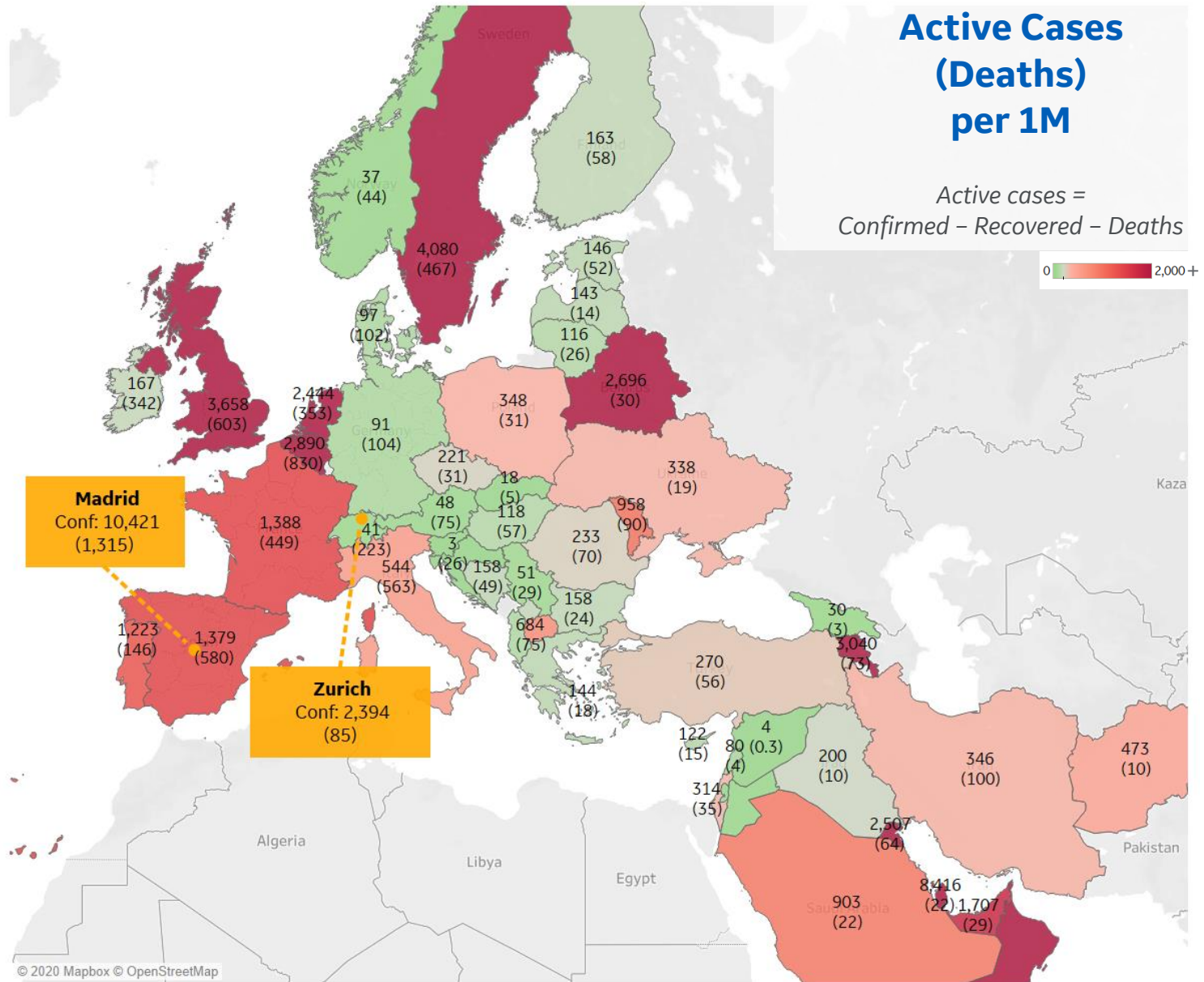
Per 1M in Region

	Today	Change
Active Cases	872	+0.2%
Confirmed	20 new	+1%
Deaths	1 new	+0.4%
Recovered	18 new	+1%

Most Active Cases per 1M

Qatar	8,416
Sweden	4,080
UK	3,658
Armenia	3,040
Bahrain	2,995
Belgium	2,890
Oman	2,734
Belarus	2,696
Kuwait	2,507
Netherlands	2,444

* Excludes regions with population < 1M





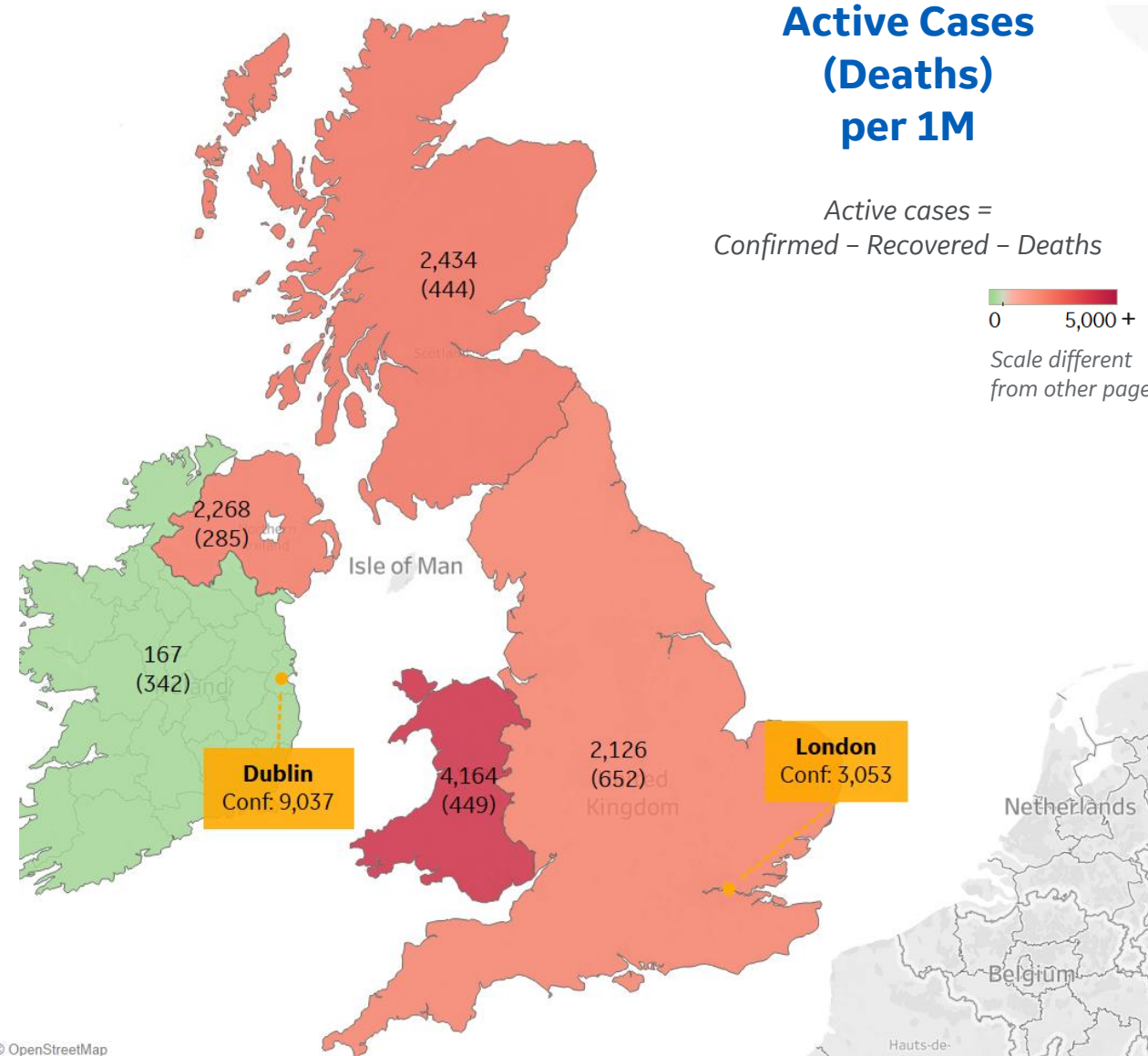
Der 1M in Region

	Today	Change
Active Cases	3,422	+0.6%
Confirmed	24 new	+0.6%
Deaths	4 new	+0.7%
Recovered	0 new	+0%

Most Active Cases per 1M

Wales	4,164
Scotland	2,434
Northern Ireland	2,268
England	2,126
Ireland	167

**Active Cases
(Deaths)
per 1M**

$$\text{Active cases} = \text{Confirmed} - \text{Recovered} - \text{Deaths}$$


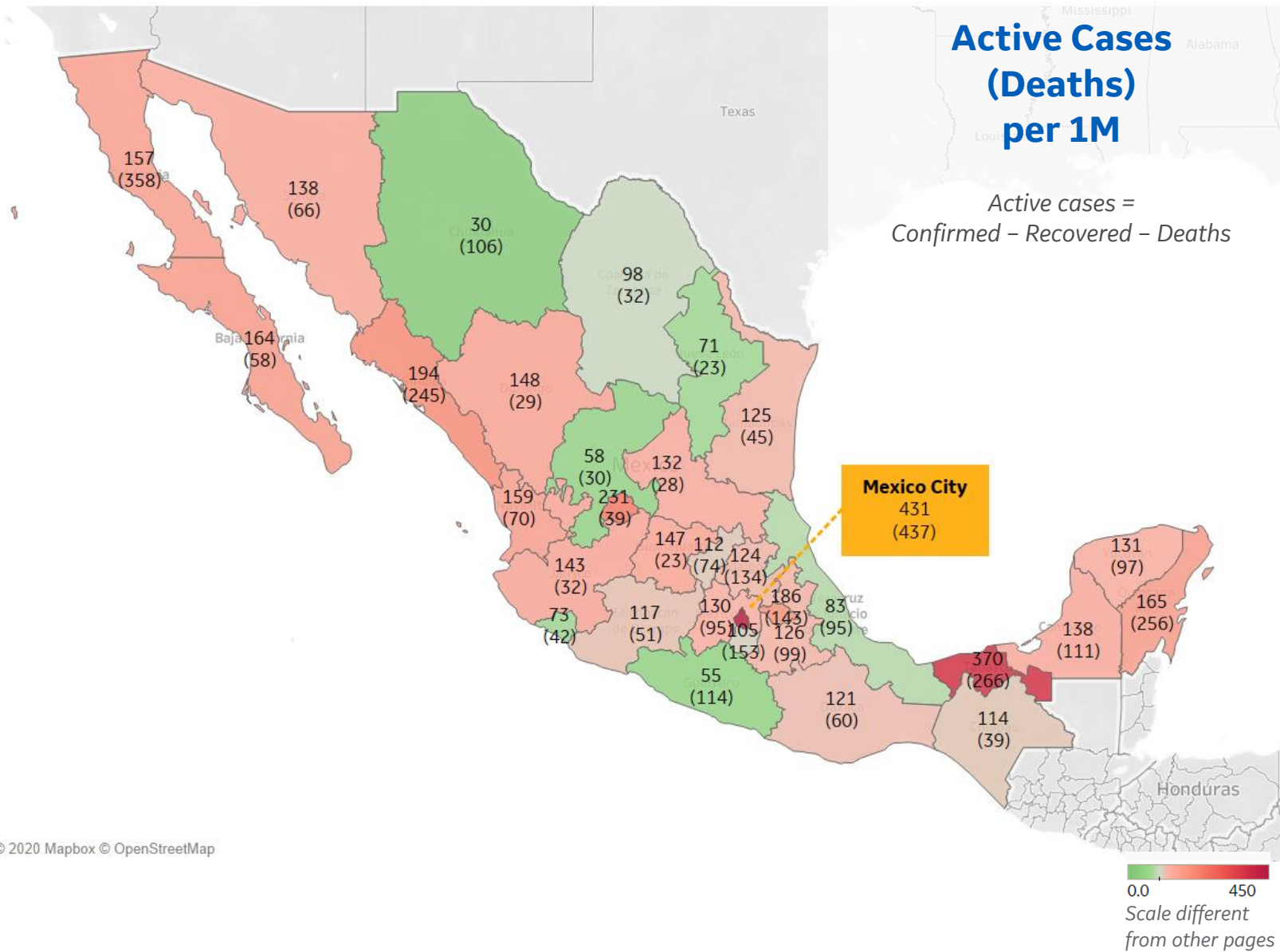


Per 1M in Region

	Today	Change
Active Cases	147	+3%
Confirmed	33 new	+3%
Deaths	5 new	+4%
Recovered	24 new	+4%

Most Active Cases per 1M

Distrito Federal	431
Tabasco	370
Aguascalientes	231
Sinaloa	194
Tlaxcala	186
Quintana Roo	165
Baja California Sur	164
Nayarit	159
Baja California	157
Durango	148



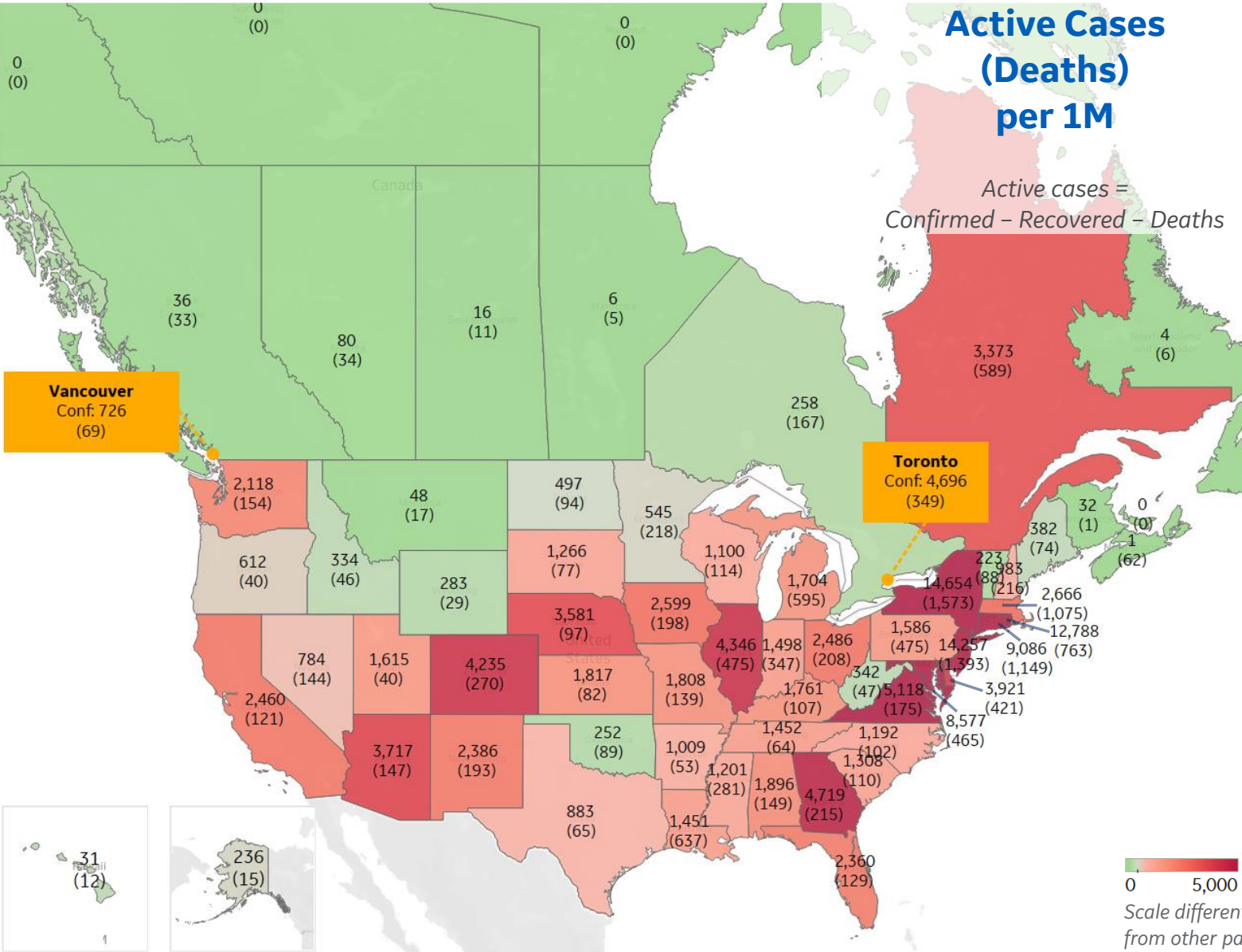


Per 1M in Region

	Today	Change
Active Cases	3,718	+0.3%
Confirmed	33 new	+1%
Deaths	2 new	+0.6%
Recovered	20 new	+1%

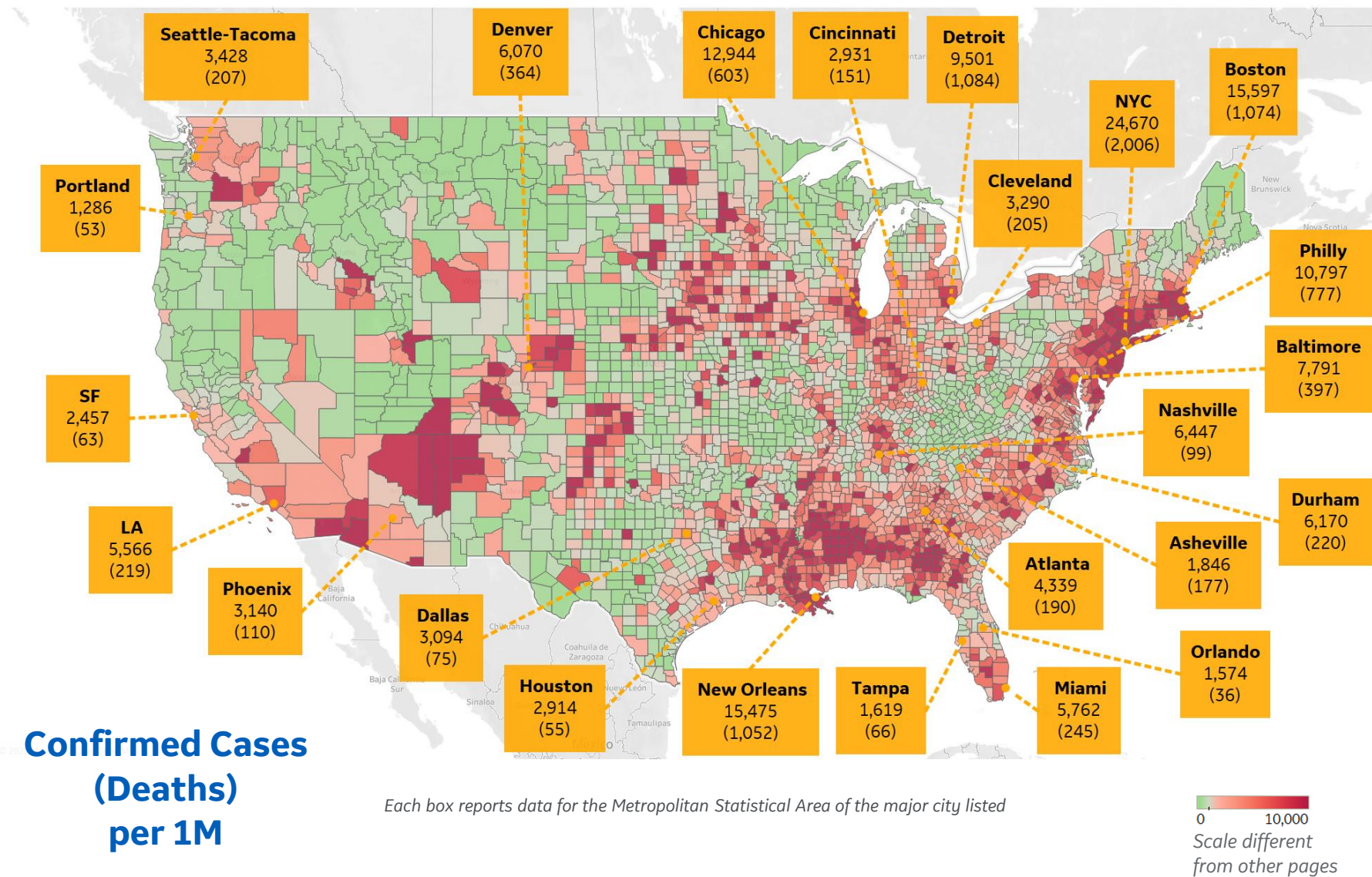
Most Active Cases per 1M

New York	14,654
New Jersey	14,257
Rhode Island	12,788
DC	11,103
Connecticut	9,086
Maryland	8,577
Virginia	5,118
Georgia	4,719
Illinois	4,346
Colorado	4,235





US by County & Metro, Total to Date



Top 10 Northeast Counties

Total Confirmed Cases / 1M

Rockland County, NY	40,578
Westchester County, NY	34,784
Passaic County, NJ	32,367
Nassau County, NY	29,899
Union County, NJ	28,563
Hudson County, NJ	28,037
Orange County, NY	27,117
Suffolk County, NY	27,031
New York City*	24,521
Suffolk County, MA	22,972

Top 10 Other US Counties

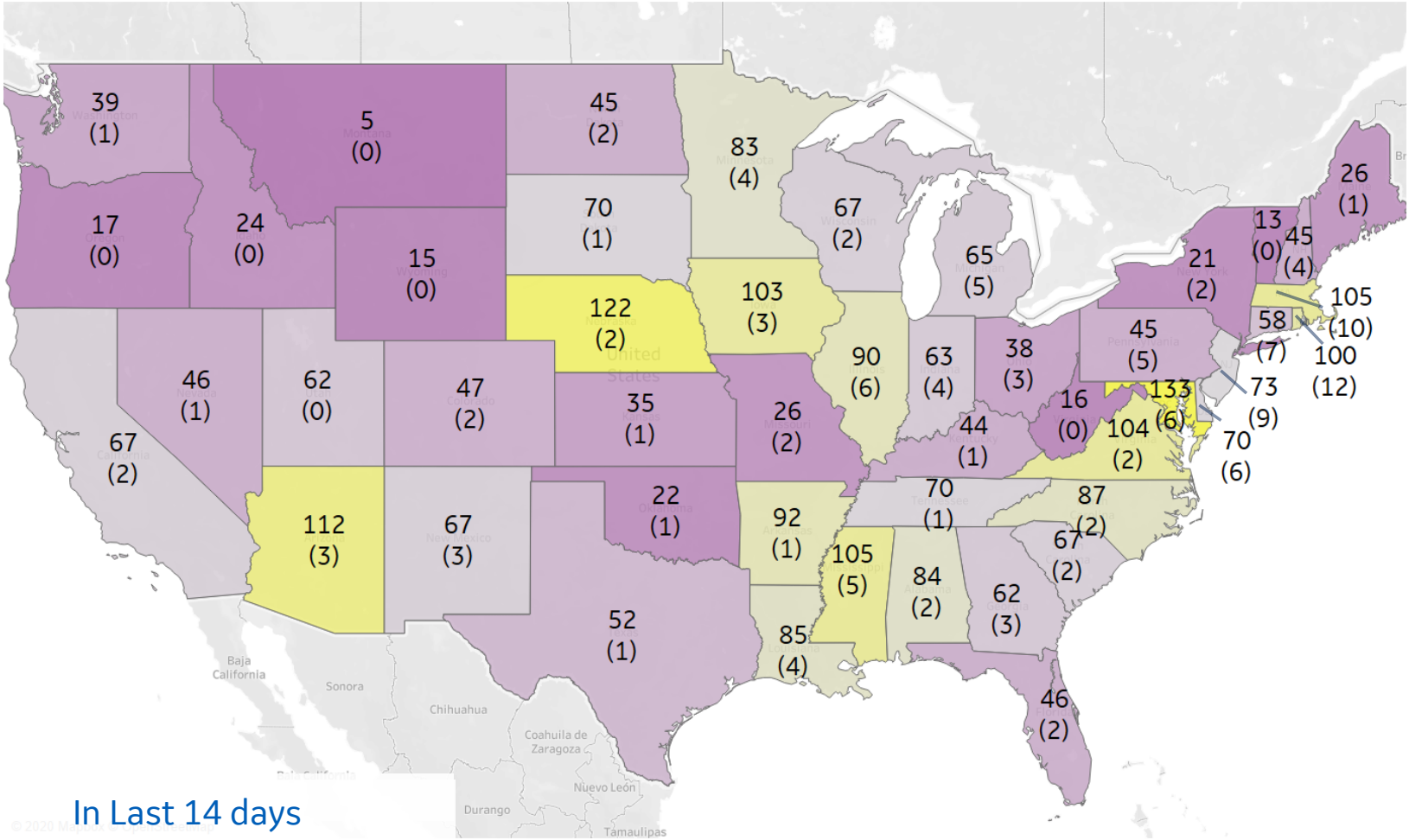
Total Confirmed Cases / 1M

Orleans Parish, LA	18,348
Jefferson Parish, LA	17,762
Prince George's County, MD	17,147
Yakima County, WA	15,586
Cook County, IL	15,422
District of Columbia, DC	12,701
Prince William County, VA	12,237
Kane County, IL	12,172
Lake County, IL	12,115
Wayne County, MI	11,824

Note: Includes counties ≥ 250K population
* New York City counties aggregated into one reporting area



US, New in Last 14 days



Top 10 by New Confirmed

Avg New Confirmed Cases / 1M

Maryland	133
Nebraska	122
District of Columbia	115
Arizona	112
Massachusetts	105
Mississippi	105
Virginia	104
Iowa	103
Rhode Island	100
Arkansas	92

Top 10 by New Deaths

Avg New Deaths / 1M

Rhode Island	12
Massachusetts	10
New Jersey	9
Connecticut	7
Delaware	6
District of Columbia	6
Illinois	6
Maryland	6
Michigan	5
Mississippi	5

Note new scale

0 150

Scale different
from other pages

In Last 14 days

Avg New Confirmed Cases
(Avg New Deaths)
per 1M



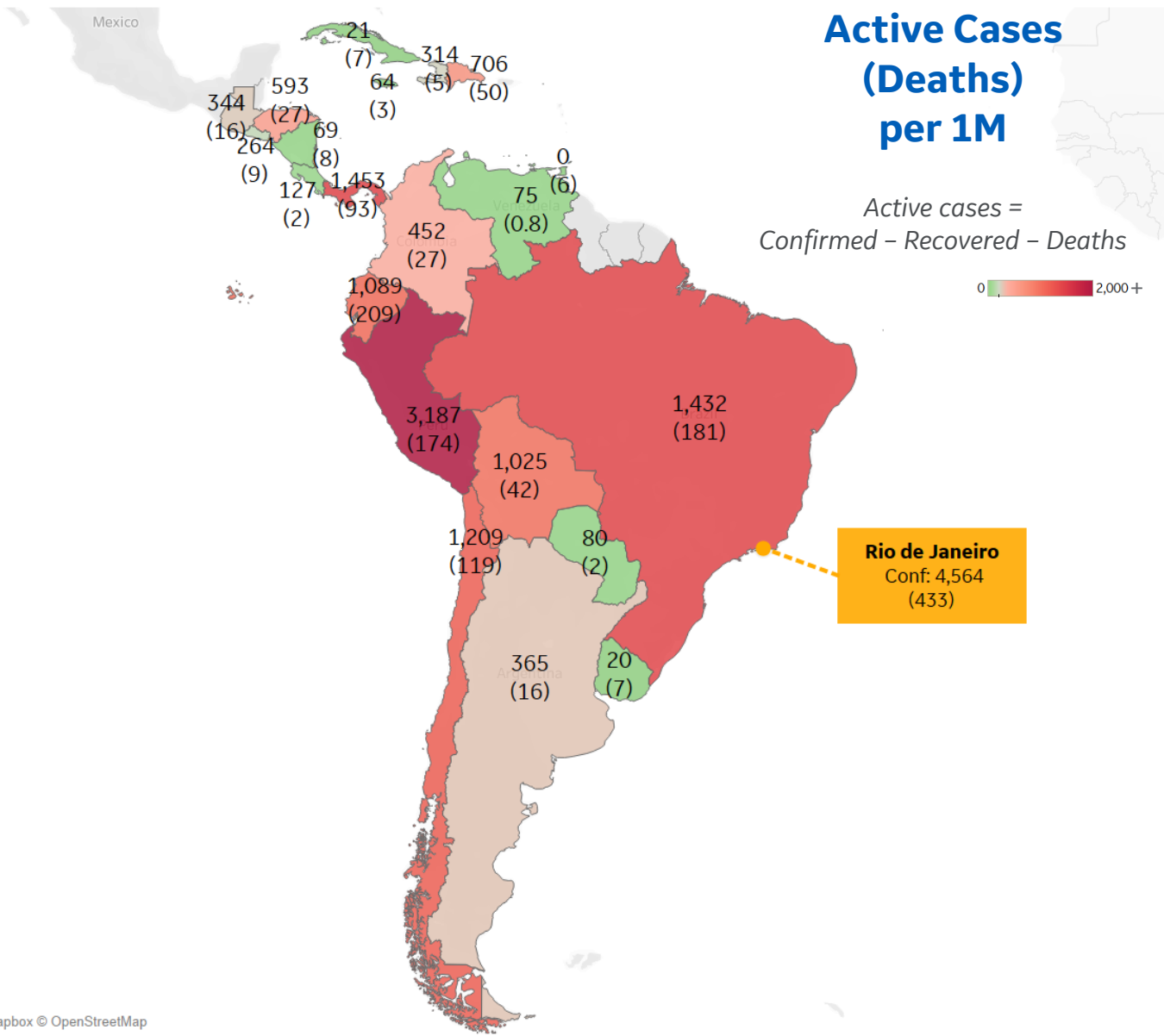
Per 1M in Region

	Today	Change
Active Cases	1,036	+3%
Confirmed	86 new	+4%
Deaths	3 new	+3%
Recovered	54 new	+4%

Most Active Cases per 1M

Peru	3,187
Panama	1,453
Brazil	1,432
Chile	1,209
Ecuador	1,089
Bolivia	1,025
Dom. Rep.	706
Honduras	593
Colombia	452
Argentina	365

* Excludes regions with population < 1M





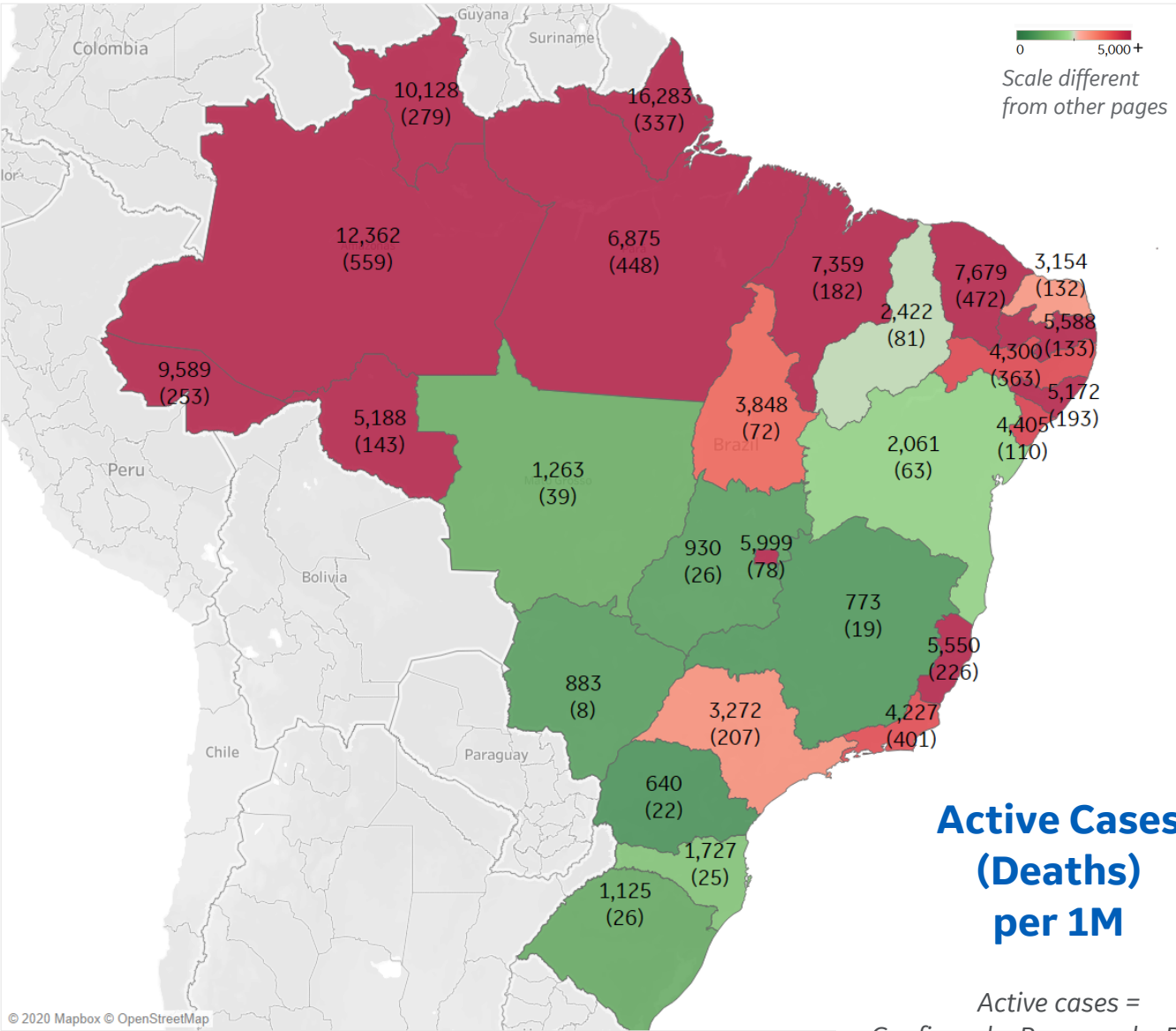
Per 1M in Region

	Today	Change
Active Cases	1,432	+4%
Confirmed	151 new	+5%
Deaths	6 new	+3%
Recovered	86 new	+5%

Most Active Cases per 1M

Amazonas	12,362
Ceará	7,488
Maranhão	7,359
Pará	6,875
Distrito Federal	5,999
Paraíba	5,588
Espírito Santo	5,466
Rondônia	5,188
Alagoas	5,152
Sergipe	4,405

* Excludes regions with population < 1M





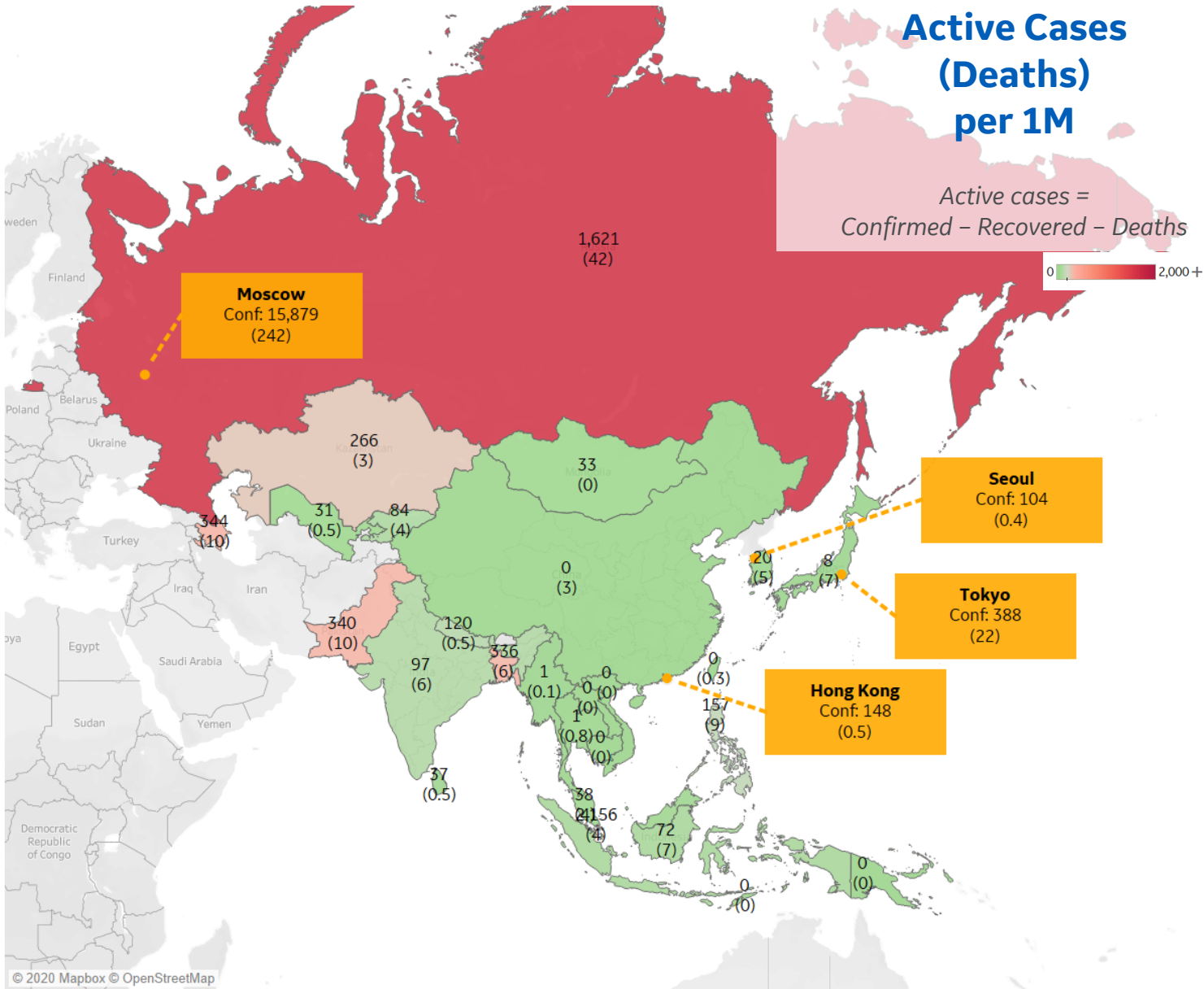
Per 1M in Region

	Today	Change
Active Cases	131	+1%
Confirmed	7 new	+3%
Deaths	0.1 new	+2%
Recovered	5 new	+4%

Most Active Cases per 1M

Singapore	2,156
Russia	1,621
Azerbaijan	344
Pakistan	340
Bangladesh	336
Kazakhstan	266
Philippines	157
Nepal	120
India	97
Kyrgyzstan	84

* Excludes regions with population < 1M





Per 1M in Region

	Today	Change
Active Cases	14	-3%
Confirmed	0.2 new	+0.1%
Deaths	0 new	+0%
Recovered	1 new	+0.4%

Most Active Cases per 1M

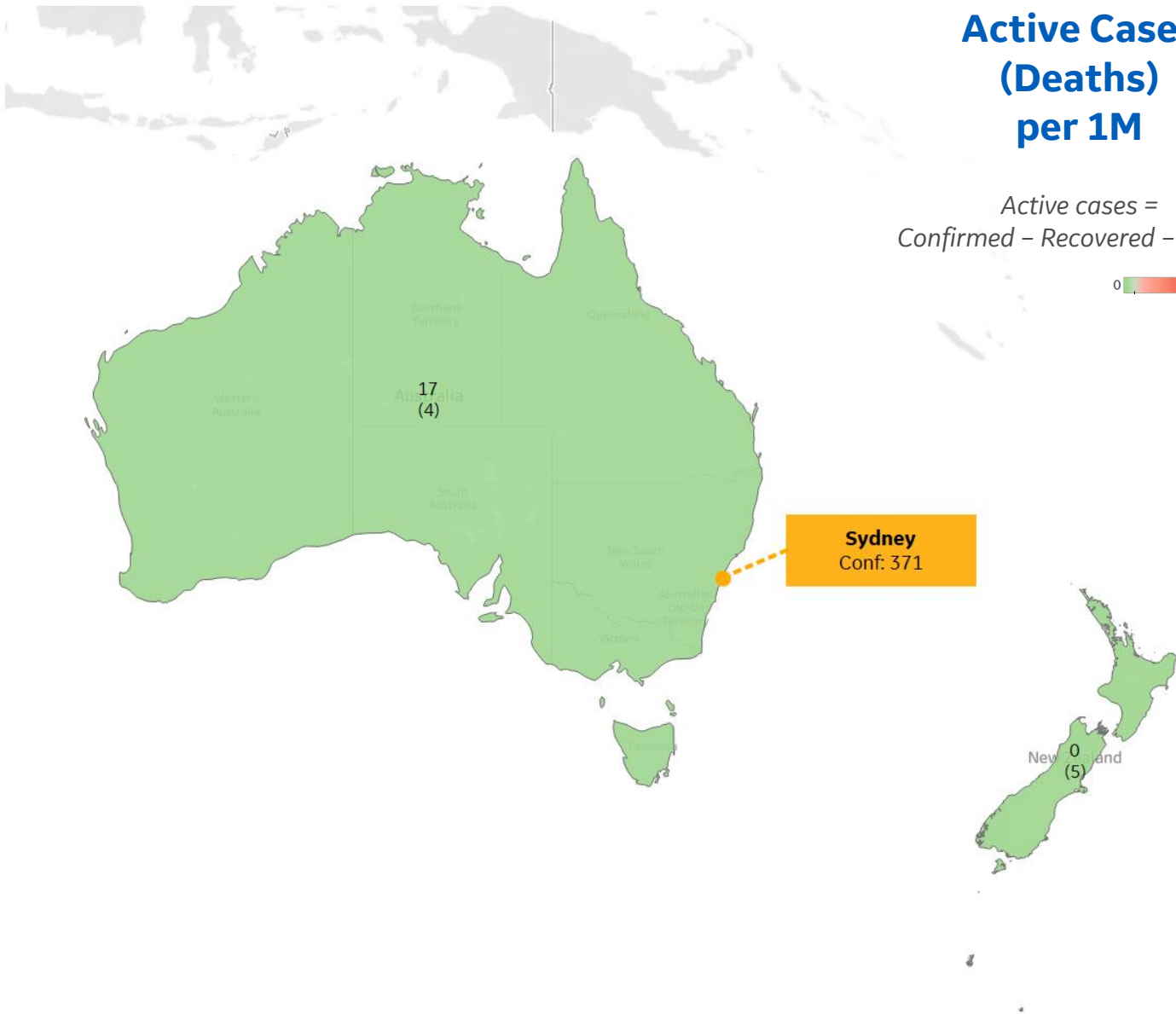
Australia	17
New Zealand	0

* Excludes regions with population < 1M

Active Cases (Deaths) per 1M

Active cases =
Confirmed - Recovered - Deaths

0 2,000 +





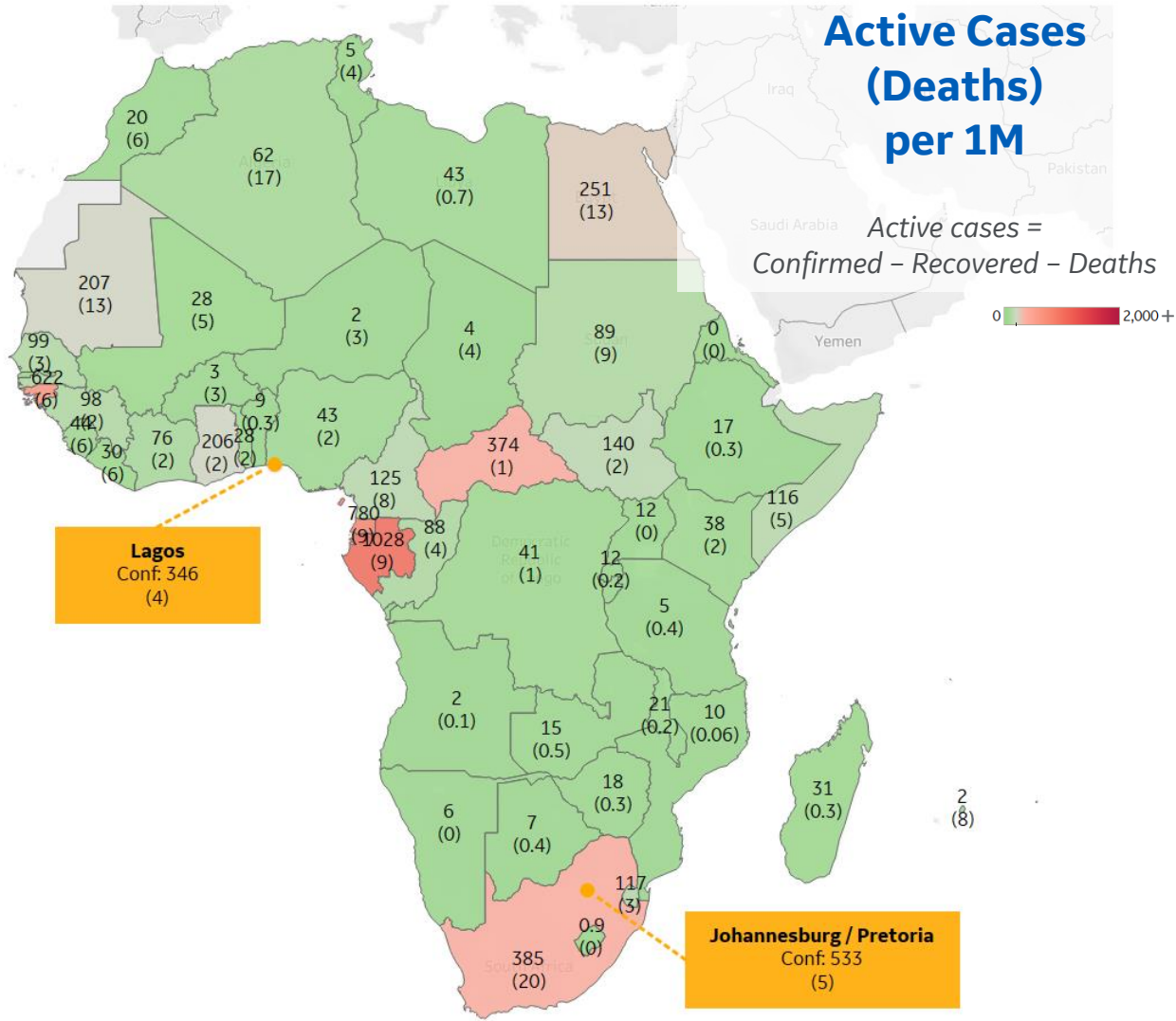
Per 1M in Region

	Today	Change
Active Cases	80	+2%
Confirmed	5 new	+3%
Deaths	0.1 new	+3%
Recovered	4 new	+6%

Most Active Cases per 1M

Gabon	1,028
Eq. Guinea	780
Guinea-Bissau	622
South Africa	385
Central African R..	374
Egypt	251
Mauritania	207
Ghana	206
South Sudan	140
Cameroon	125

* Excludes regions with population < 1M





Sources



*** Per 1M = Per 1 Million Population unless otherwise noted*

Johns Hopkins Coronavirus Resource Center:

<https://coronavirus.jhu.edu/map.html>

Worldometer Coronavirus Reporting:

<https://www.worldometers.info/coronavirus/>

Public Health England:

<https://www.gov.uk/government/publications/covid-19-track-coronavirus-cases>

US Department of Homeland Security, Homeland Infrastructure Foundation-Level Data:

<https://hifld-geoplatform.opendata.arcgis.com/datasets/hospitals>

City of New York, NYC Health:

<https://www1.nyc.gov/site/doh/covid/covid-19-data.page>

Chicago Coronavirus Latest Data:

<https://www.chicago.gov/city/en/sites/covid-19/home/latest-data.html>

National Health Commission of the PRC:

<http://www.nhc.gov.cn/xcs/yqtb/202003/bf66696029ba420098164607240074f8.shtml>

Korean Centers for Disease Control and Prevention:

http://www.cdc.go.kr/cdc_eng/

CDC, Severe Outcomes Among Patients with Coronavirus Disease 2019 (COVID-19):

<https://www.cdc.gov/mmwr/volumes/69/wr/mm6912e2.htm>

COVID-19 Information for Switzerland:

<https://www.corona-data.ch/>

Italian Department of Civil Protection, COVID Monitoring:

<http://opendatadpc.maps.arcgis.com/apps/opsdashboard/index.html#/b0c68bce2cce478eaac82fe38d4138b1>

The COVID Tracking Project:

<https://covidtracking.com/data/>

UK Office for National Statistics

<https://www.ons.gov.uk/peoplepopulationandcommunity/birthsdeathsandmarriages/deaths/bulletins/deathsregisteredweeklyinenglandandwalesprovisional/weekending24april2020>

WHO Europe, Surveillance Report:

<http://www.euro.who.int/en/health-topics/health-emergencies/coronavirus-covid-19/weekly-surveillance-report>

WHO Europe, Principles for Transition:

<http://www.euro.who.int/en/media-centre/sections/statements/2020/statement-transition-to-a-new-normal-during-the-covid-19-pandemic-must-be-guided-by-public-health-principles>

CIA World Factbook:

<https://www.cia.gov/library/publications/resources/the-world-factbook/>

Italian Ministry of Health:

<http://www.salute.gov.it/portale/nuovocoronavirus/dettaglioContenutiNuovoCoronavirus.jsp?lingua=italiano&id=5351&area=nuovoCoronavirus&menu=vuoto>

New South Wales Government:

<https://www.health.nsw.gov.au/Infectious/diseases/Pages/covid-19-latest.aspx>

Provincial Health Services Authority of Canada. BC Center for Disease Control:

<http://www.bccdc.ca/about/news-stories/stories/2020/information-on-novel-coronavirus>

Coronavirus Cases in Japan by Prefecture, Nippon Communications Foundation:

<https://www.nippon.com/en/japan-data/h00657/coronavirus-cases-in-japan-by-prefecture.html>

Secretary of Health, Mexico:

<https://www.gob.mx/salud/en>

OECD Economic Outlooks, Statistics:

https://www.oecd-ilibrary.org/economics/data/oecd-economic-outlook-statistics-and-projections_eo-data-en

Public Health Authority of Sweden:

<https://www.folkhalsomyndigheten.se/smittskydd-beredskap/utbrott/aktuella-utbrott/covid-19/bekraftade-fall-i-sverige>

National Public Health Agency of France:

<https://www.santepubliquefrance.fr/regions/ile-de-france/documents/bulletin-regional/2020/covid-19-point-epidemiologique-en-ile-de-france-du-23-avril-2020>

National Public Health Agency of France:

<https://www.santepubliquefrance.fr/regions/ile-de-france/documents/bulletin-regional/2020/covid-19-point-epidemiologique-en-ile-de-france-du-23-avril-2020>

India feature:

<https://www.mohfw.gov.in/>

India population:

<http://statisticstimes.com/demographics/population-of-indian-states.php>

COVID Timeline in India:

<https://www.mohfw.gov.in/>