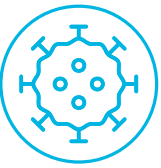
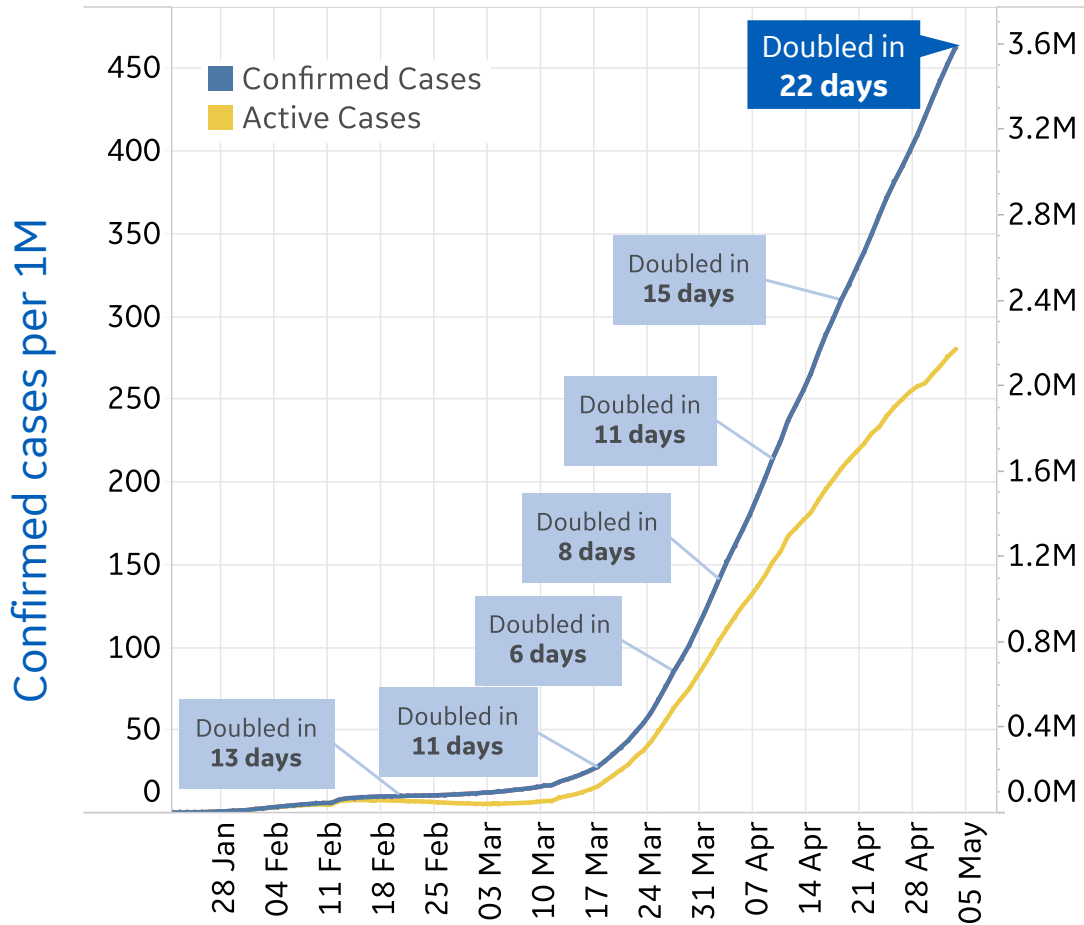


# Global Confirmed & Active Cases



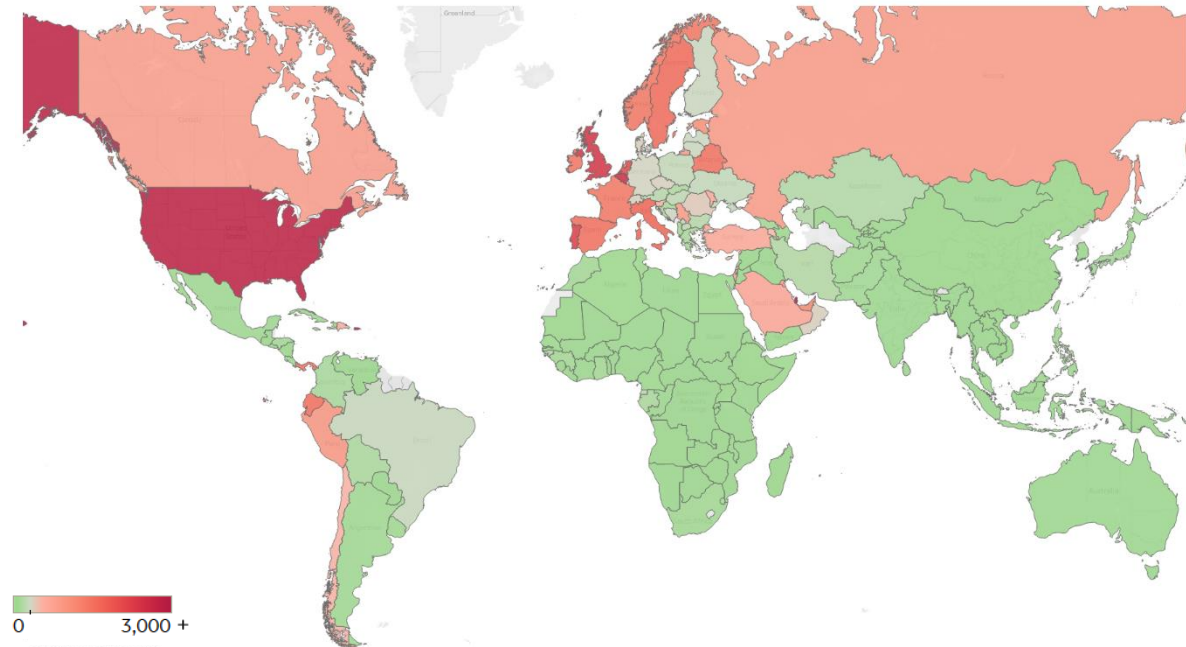
## Trend since 22 Jan



Total confirmed cases

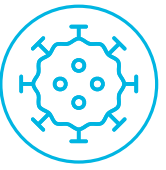
## Today per 1M

Active cases = Confirmed - Recovered - Deaths



Per 1M:	Today	Change
Active Cases	280	+2%
Confirmed	10 new	+2%
Deaths	1 new	+2%
Recovered	5 new	+3%

# Global Summary



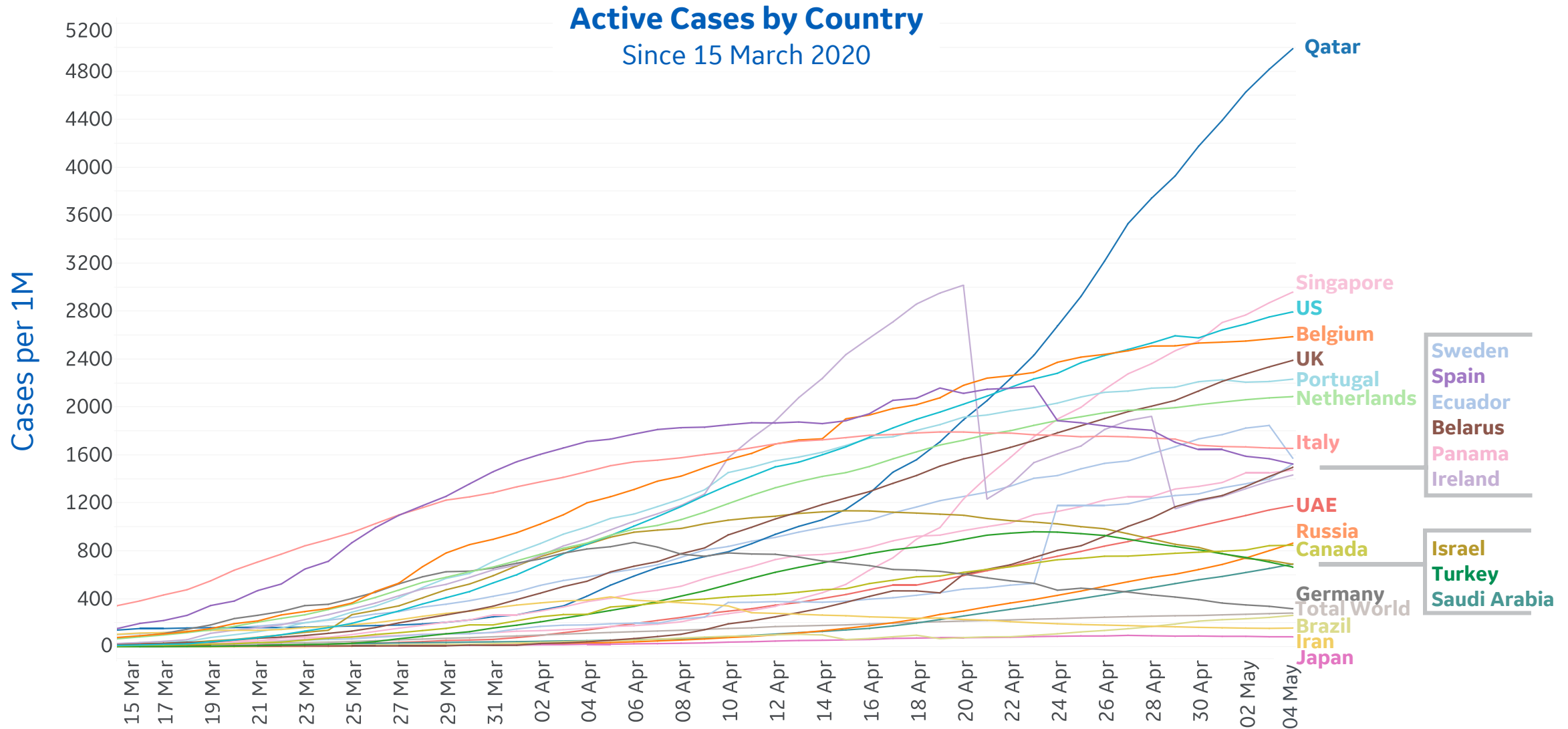
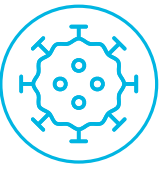
Volume	Active Cases	Today			Total since 22 Jan		
		Confirmed	Deaths	Recovered	Confirmed Cases	Total Deaths	Total Recovered
US	924,273	22,335	1,240	7,028	1,180,375	68,922	187,180
UK	162,113	3,990	289	9	191,832	28,809	910
Russia	125,817	10,581	76	1,456	145,268	1,356	18,095
Italy	99,980	1,221	195	1,225	211,938	29,079	82,879
Spain	71,240	545	164	2,441	218,011	25,428	121,343
Turkey	56,032	1,614	64	5,015	127,659	3,461	68,166
Brazil	55,438	6,794	316	2,824	108,620	7,367	45,815
Netherlands	35,732	199	26	0	40,968	5,098	138
Canada	31,924	1,453	208	1,109	61,957	4,003	26,030
Belgium	29,965	361	80	69	50,267	7,924	12,378
Ecuador	26,879	2,343	5	133	31,881	1,569	3,433
Germany	26,459	488	127	2,100	166,152	6,993	132,700
Saudi Arabia	23,989	1,645	7	342	28,656	191	4,476
Portugal	22,749	242	20	23	25,524	1,063	1,712
Singapore	17,303	573	0	49	18,778	18	1,457
Sweden	15,878	404	90	3,069	22,721	2,769	4,074
Qatar	14,369	640	0	146	16,191	12	1,810
Belarus	14,127	784	4	63	17,489	103	3,259
Iran	12,991	1,223	74	957	98,647	6,277	79,379
UAE	11,627	567	11	203	14,730	137	2,966
Japan	10,386	201	49	175	15,078	536	4,156
Ireland	7,067	266	16	0	21,772	1,319	13,386
Panama	6,356	107	3	0	7,197	200	641
Israel	5,947	38	3	315	16,246	235	10,064
Total World	2,168,794	76,326	4,067	37,488	3,583,055	251,537	1,162,724

Per 1M	Active Cases	Today			Total since 22 Jan		
		Confirmed	Deaths	Recovered	Confirmed Cases	Total Deaths	Total Recovered
Qatar	4,987	222	0	51	5,620	4	628
Singapore	2,958	98	0	8	3,210	3	249
US	2,792	67	4	21	3,566	208	565
Belgium	2,586	31	7	6	4,337	684	1,068
UK	2,388	59	4	0	2,826	424	13
Portugal	2,231	24	2	2	2,503	104	168
Netherlands	2,085	12	2	0	2,391	298	8
Italy	1,654	20	3	20	3,505	481	1,371
Sweden	1,572	40	9	304	2,250	274	403
Spain	1,524	12	4	52	4,663	544	2,595
Ecuador	1,523	133	0	8	1,807	89	195
Belarus	1,495	83	0	7	1,851	11	345
Panama	1,473	25	1	0	1,668	46	149
Ireland	1,431	54	3	0	4,409	267	2,711
UAE	1,176	57	1	21	1,489	14	300
Russia	862	73	1	10	995	9	124
Canada	846	38	6	29	1,642	106	690
Saudi Arabia	689	47	0	10	823	5	129
Israel	687	4	0	36	1,877	27	1,163
Turkey	664	19	1	59	1,514	41	808
Germany	316	6	2	25	1,983	83	1,584
Brazil	261	32	1	13	511	35	216
Iran	155	15	1	11	1,174	75	945
Japan	82	2	0	1	119	4	33
Total World	280	10	1	5	463	32	150

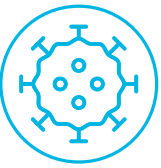
Active cases in **Russia** increased 59% in the last 7 days

Active cases in **Spain** decreased 30% in the last two weeks

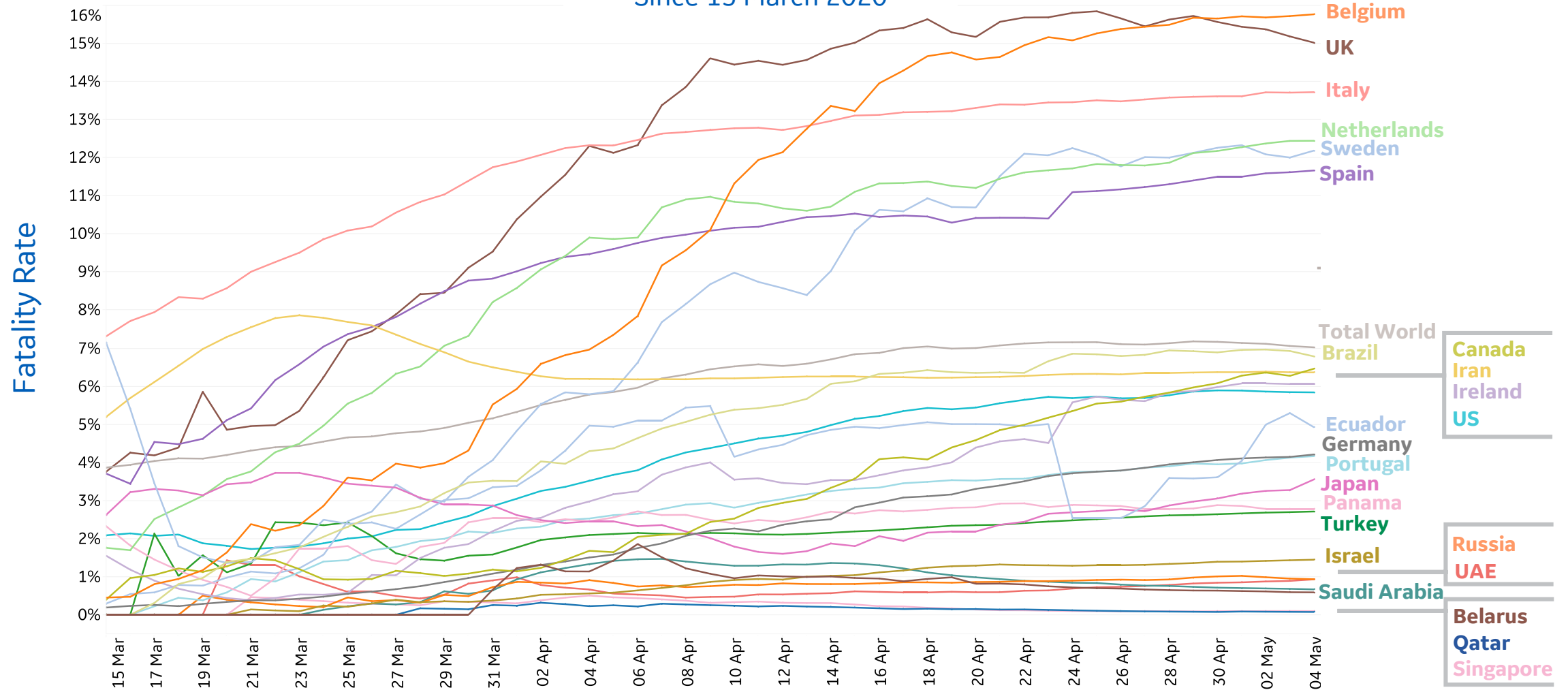
# Trends in Active Cases



# Fatality Rate over time by Country

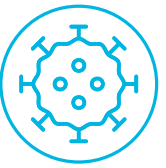


## Deaths / Confirmed Cases Since 15 March 2020



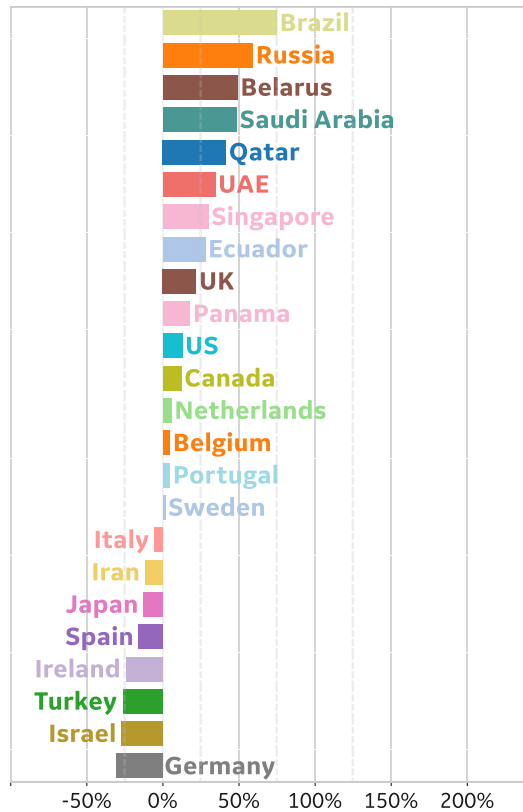
Updated 5 May 2020, 3:30 GMT

# Percent Change in Case Volume by Country

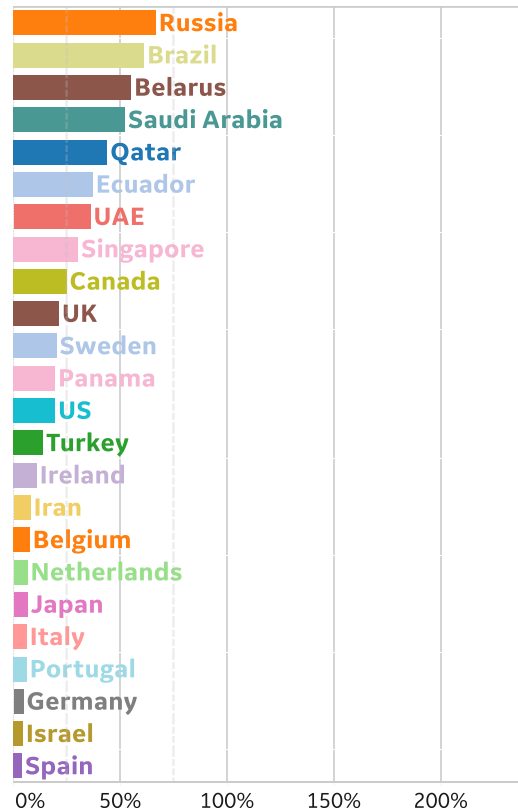


Over Previous 7 days

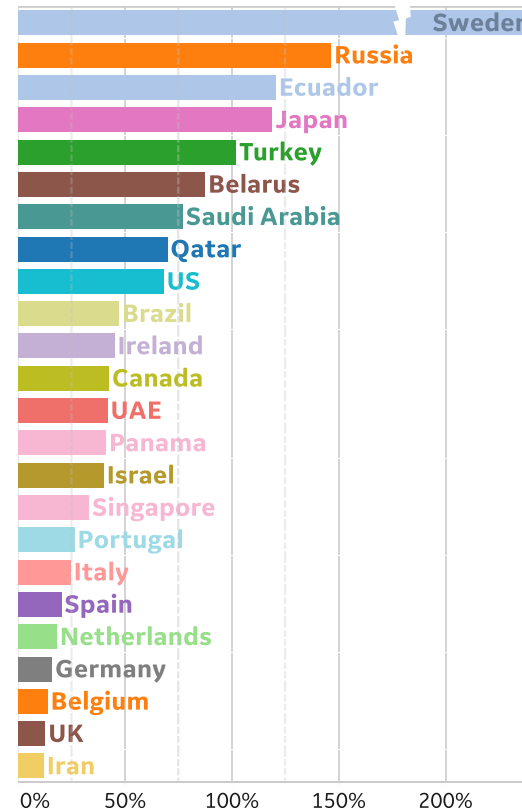
Active Cases



Confirmed Cases

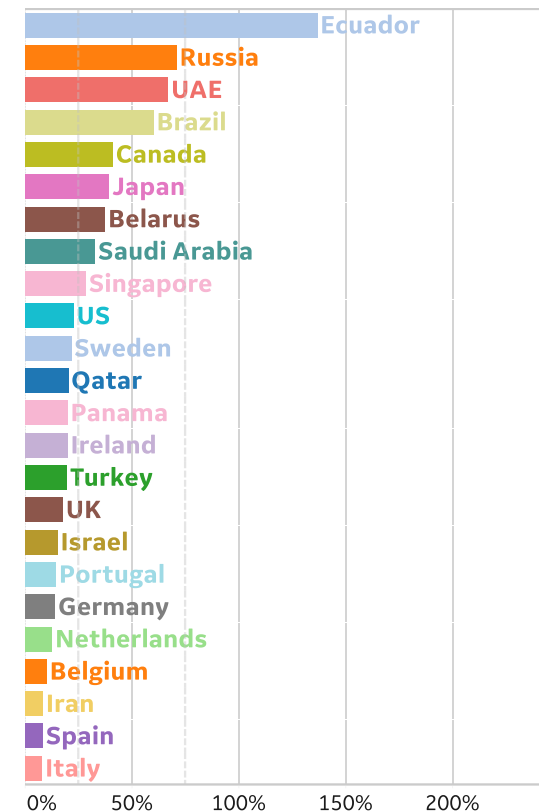


Reported Recoveries

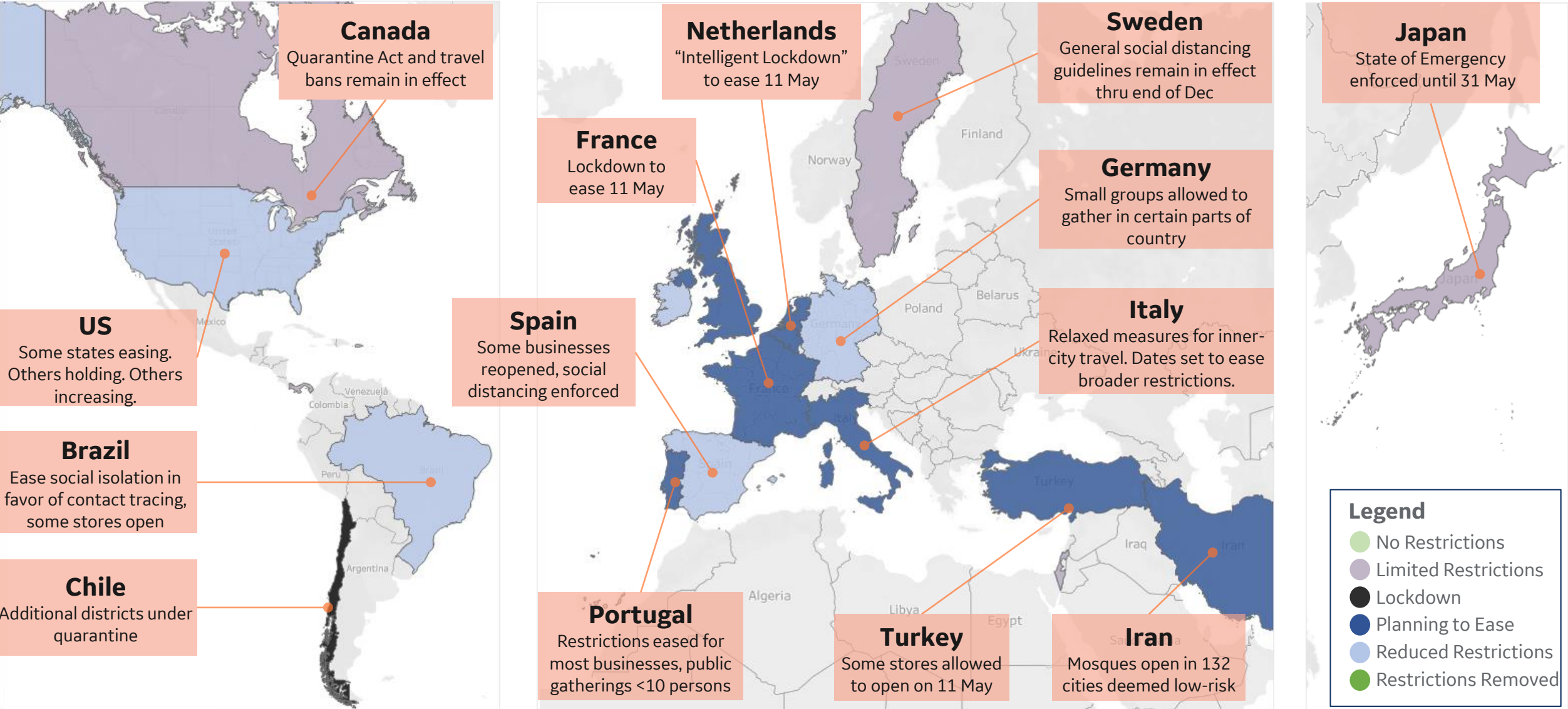
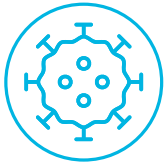


\* Recoveries in Sweden increased 304% due to batched reporting

Reported Deaths

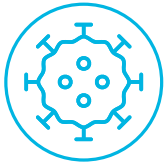


# Feature: Restrictions Around the World

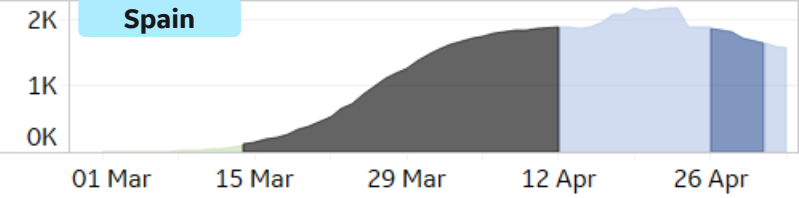
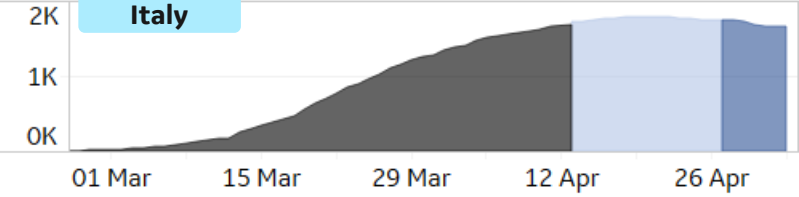
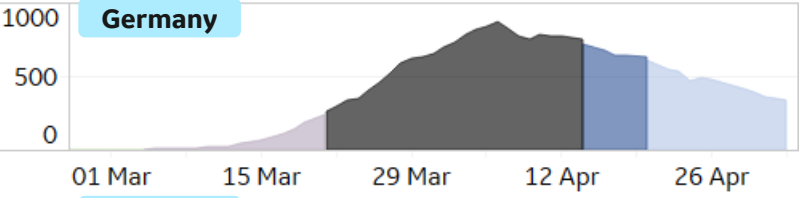
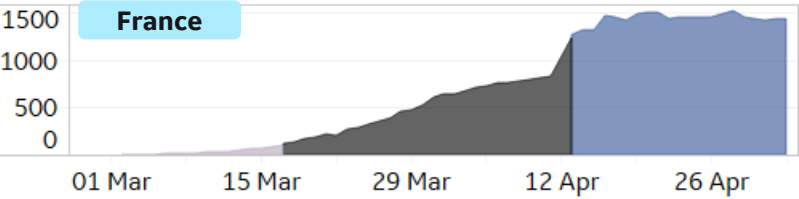
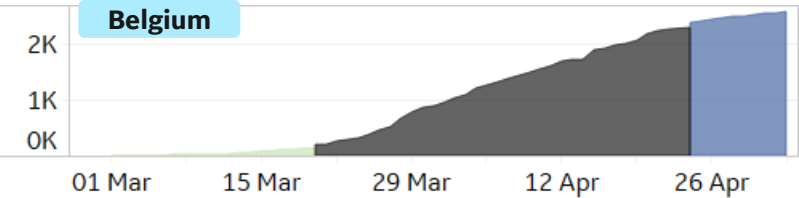


Updated 5 May 2020, 3:30 GMT

# Feature: Restriction Levels and Active Cases / 1M



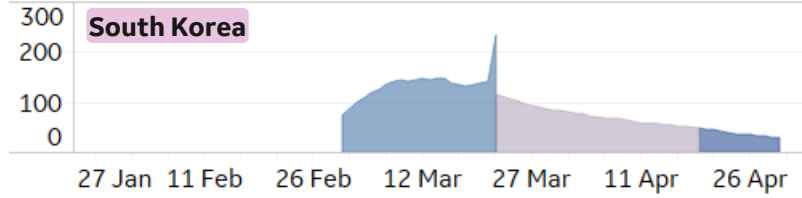
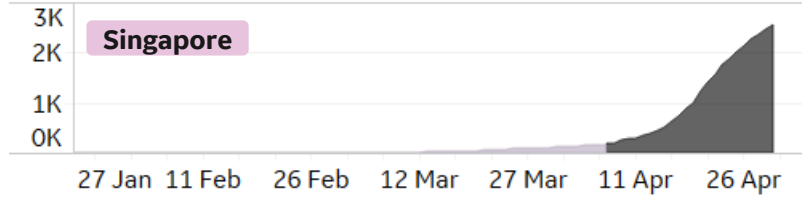
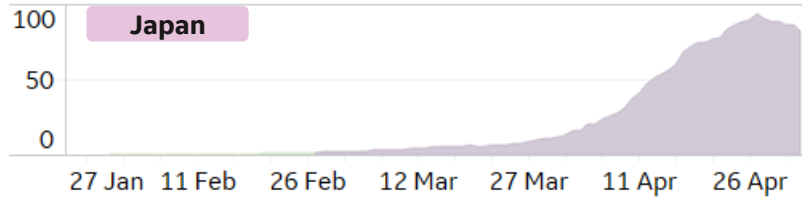
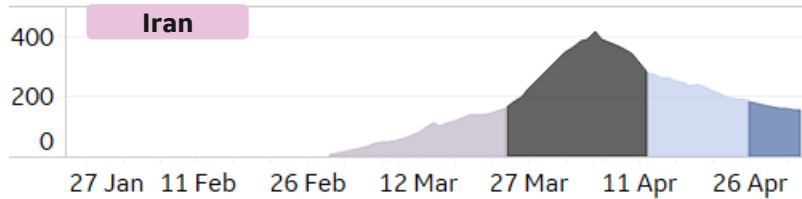
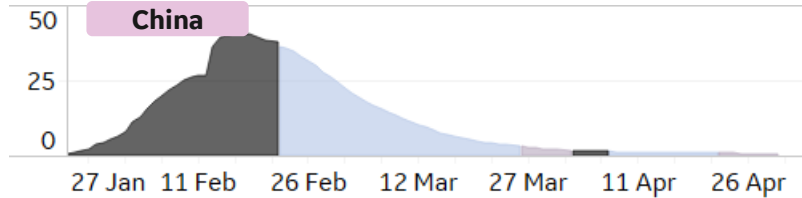
## Europe



## Americas



## Rest of World



**Legend** ● No Restrictions ● Limited Restrictions ● Lockdown ● Planning to Ease ● Reduced Restrictions ● Restrictions Removed

# Europe & Middle East

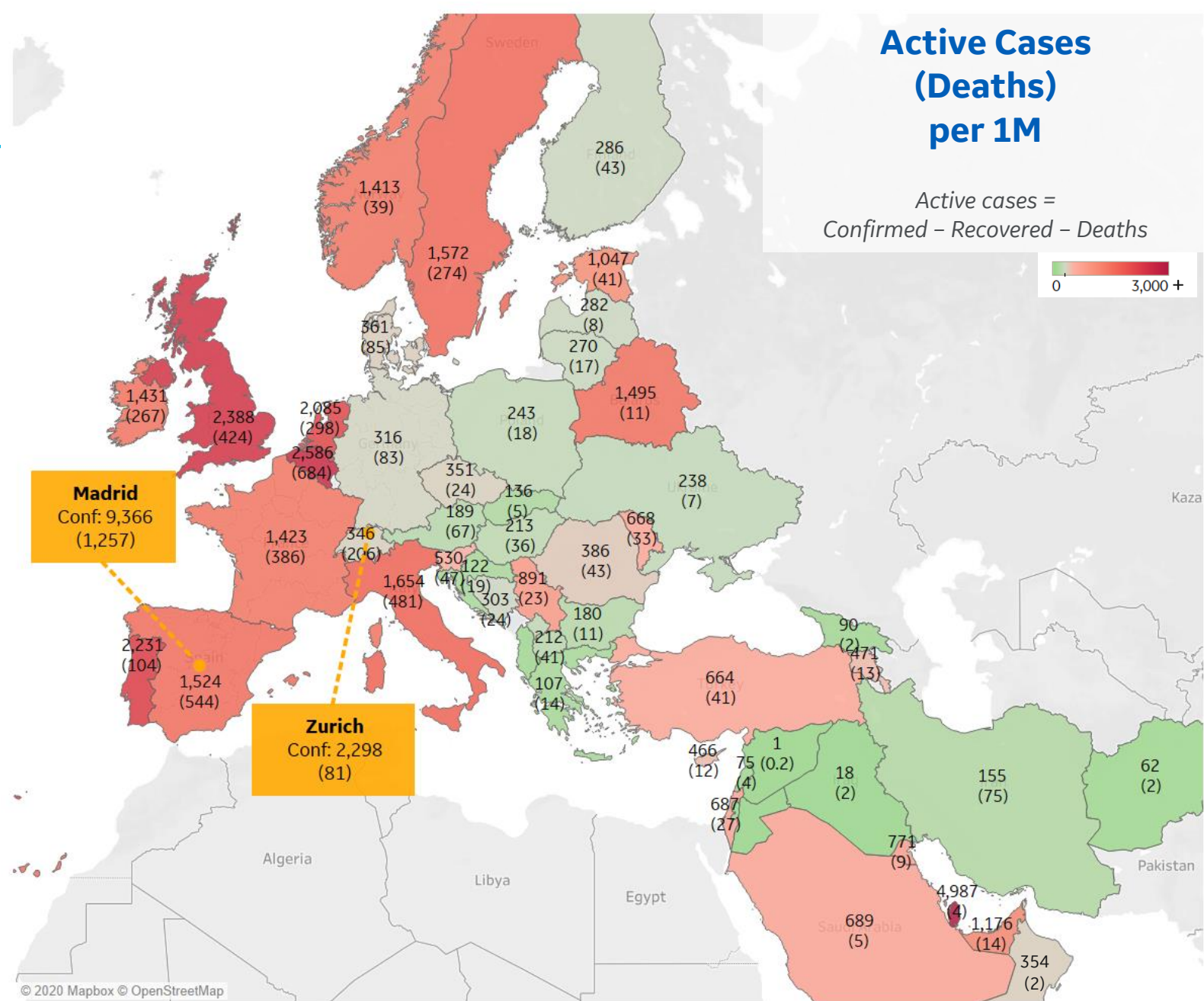
## Per 1M in Region

	Today	Change
Active Cases	815	-0.4%
Confirmed	18 new	+1%
Deaths	2 new	+1%
Recovered	20 new	+3%

## Most Active Cases per 1M

Qatar	4,987
Belgium	2,586
UK	2,388
Portugal	2,231
Netherlands	2,085
Italy	1,654
Sweden	1,572
Spain	1,524
Belarus	1,495
Ireland	1,431

\* Excludes regions with population < 1M





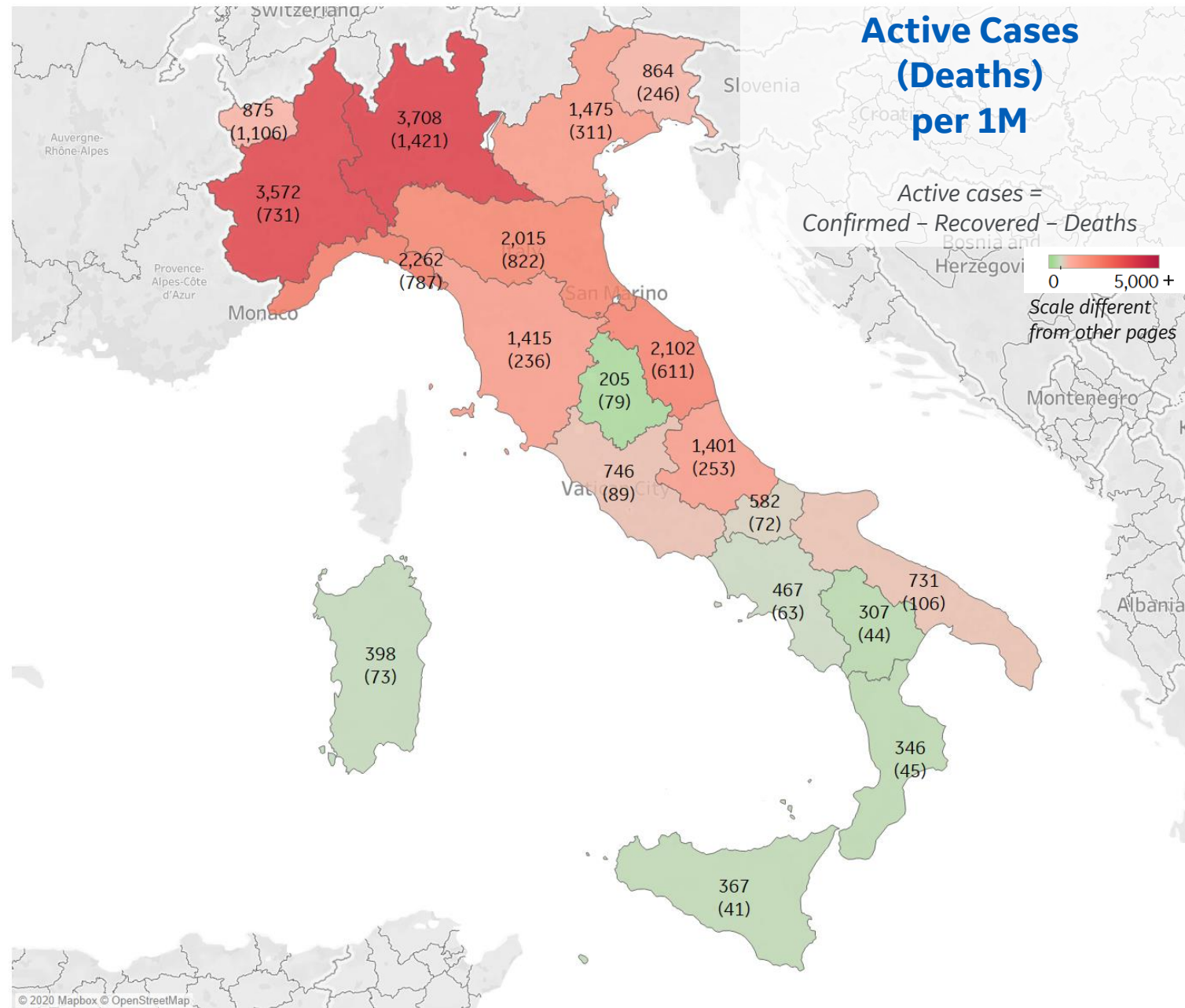
# Italy

## Per 1M in Region

	Today	Change
Active Cases	1,654	-0.2%
Confirmed	20 new	+2%
Deaths	3 new	+2%
Recovered	20 new	+3%

## Most Active Cases per 1M

Lombardia	3,708
Piemonte	3,572
Liguria	2,262
Marche	2,102
Emilia-Romagna	2,015
Veneto	1,475
Toscana	1,415
Abruzzo	1,401
Trentino-Alto Adi..	1,086
Valle d'Aosta	875



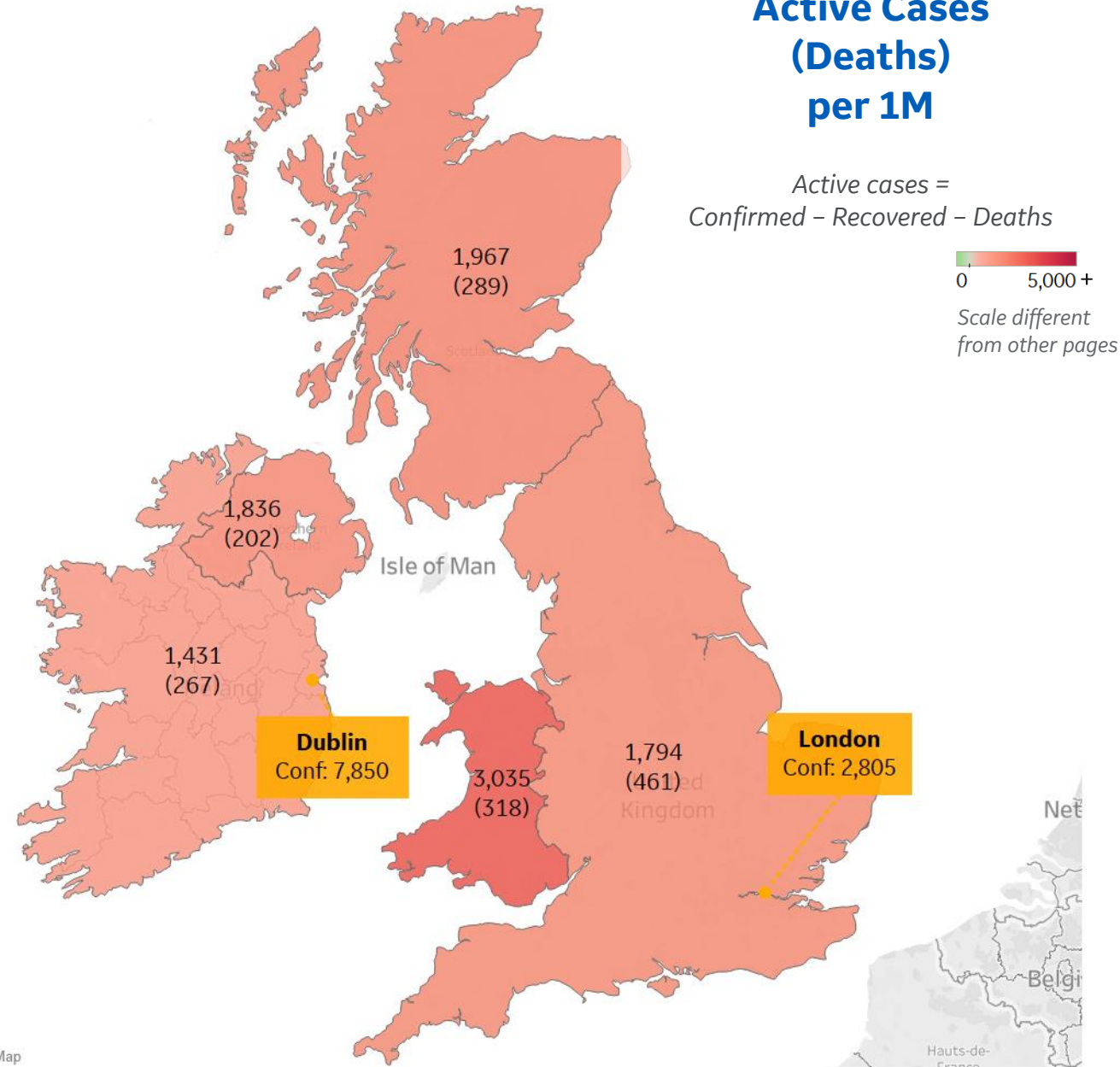
# UK & Ireland

## Per 1M in Region

	Today	Change
Active Cases	2,323	+2%
Confirmed	58 new	+2%
Deaths	4 new	+1%
Recovered	0.1 new	+0.1%

## Most Active Cases per 1M

Wales	3,035
Scotland	1,967
Northern Ireland	1,836
England	1,794
Ireland	1,431



© 2020 Mapbox © OpenStreetMap

Updated 5 May 2020, 3:30 GMT

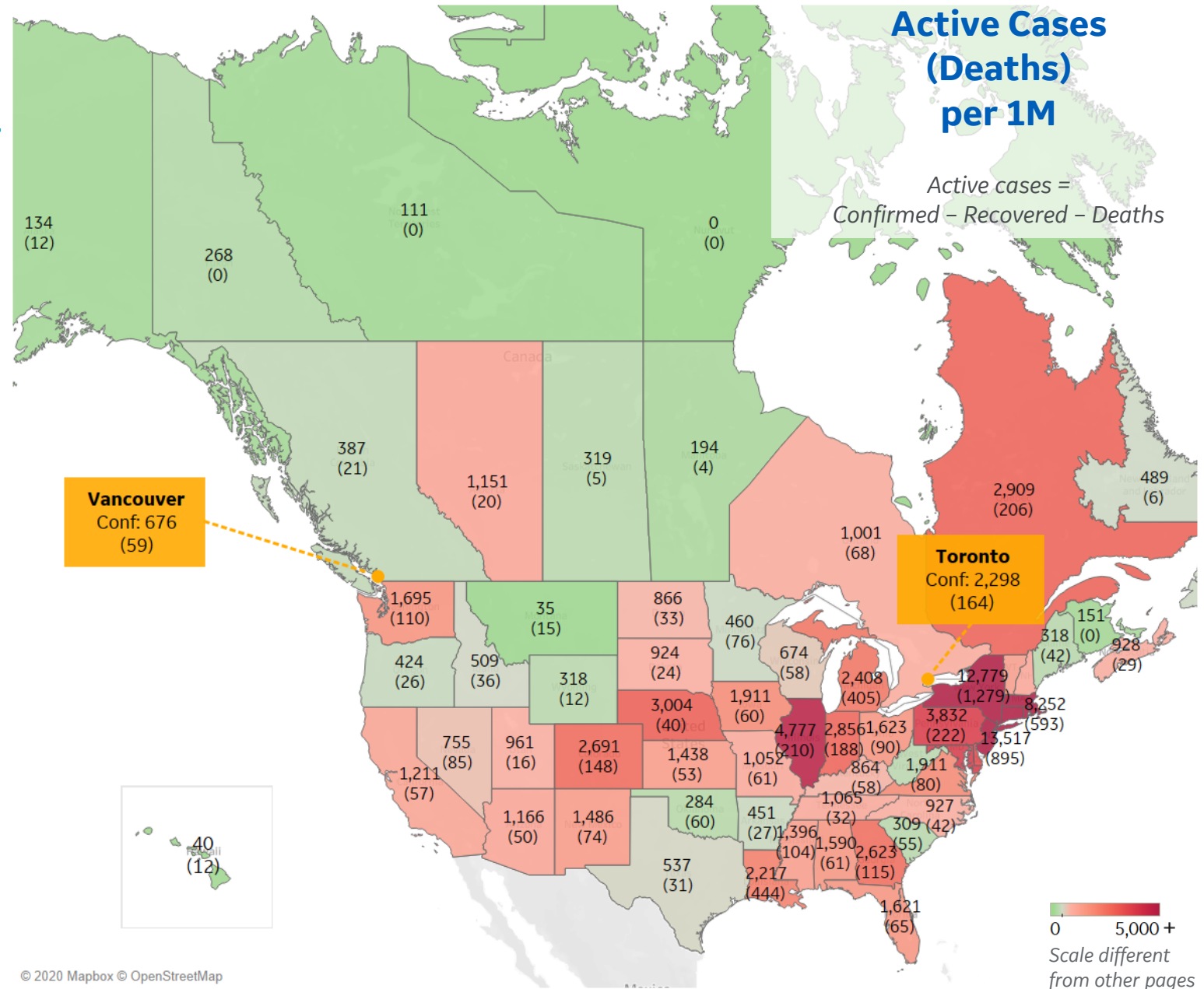
# US & Canada

## Per 1M in Region

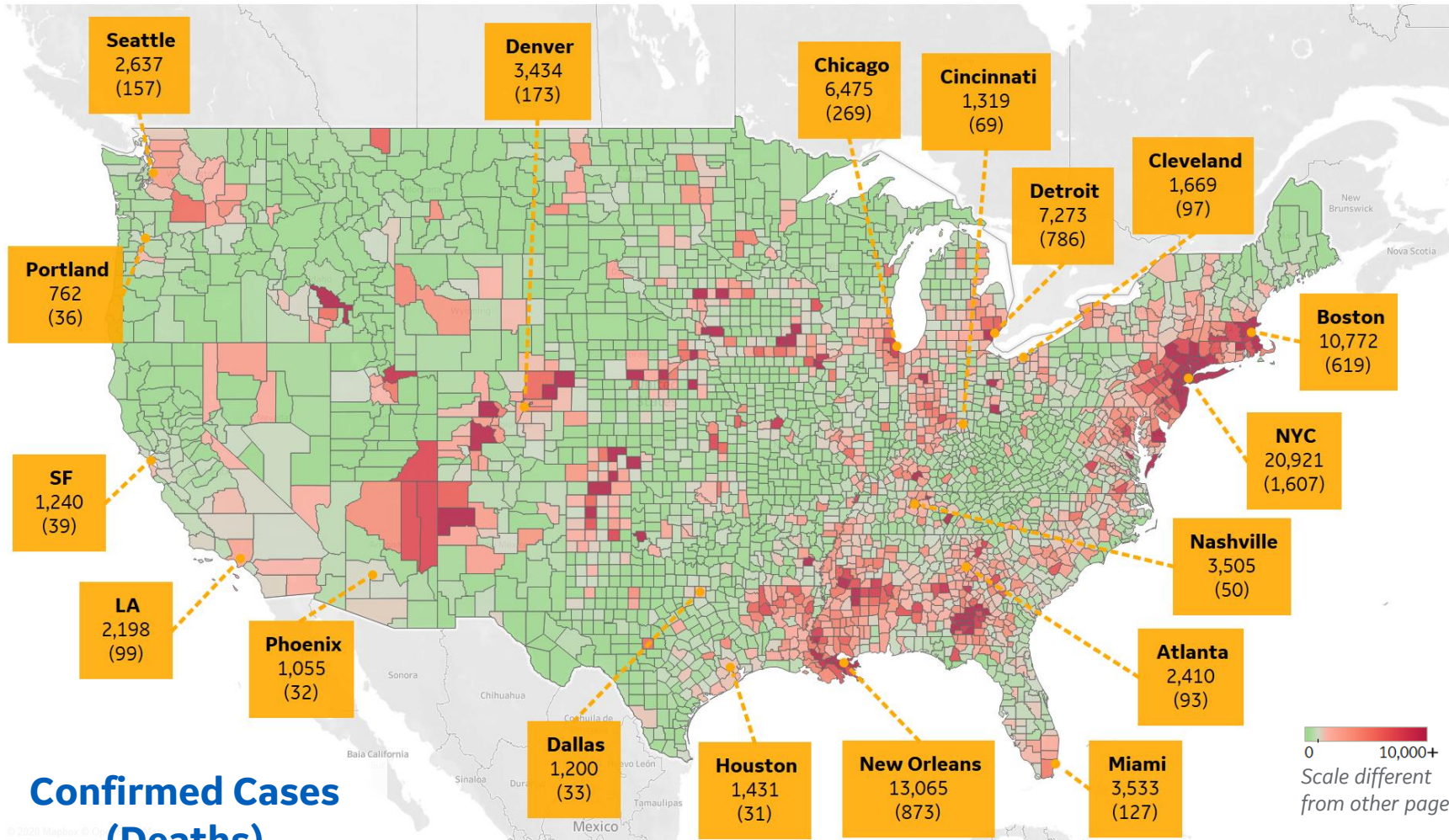
	Today	Change
Active Cases	2,593	+2%
Confirmed	65 new	+2%
Deaths	4 new	+2%
Recovered	22 new	+4%

## Most Active Cases per 1M

New Jersey	13,517
New York	12,779
Rhode Island	8,466
Massachusetts	8,252
Connecticut	7,728
DC	6,016
Illinois	4,777
Pennsylvania	3,832
Michigan	2,408
Louisiana	2,217



# US by County & Metro Area



Each box reports data for the Metropolitan Statistical Area of the major city listed

## Top 10 Northeast Counties

Confirmed Cases per 1M

Rockland County, NY	37,125
Westchester County, NY	31,108
Nassau County, NY	27,242
Passaic County, NJ	26,894
Union County, NJ	24,009
Suffolk County, NY	23,755
Hudson County, NJ	23,619
Orange County, NY	23,419
New York City*	21,069
Essex County, NJ	18,300

## Top 10 Other US Counties

Confirmed Cases per 1M

Orleans Parish, LA	16,807
Jefferson Parish, LA	14,858
Wayne County, MI	9,897
Cook County, IL	8,488
Prince George's County, MD	8,356
District of Columbia, DC	7,326
Macomb County, MI	6,563
Marion County, IN	6,559
Lake County, IL	6,105
Oakland County, MI	5,963

**Note:** Includes counties ≥ 250K population

\* New York City counties aggregated into one reporting area

# Oceania

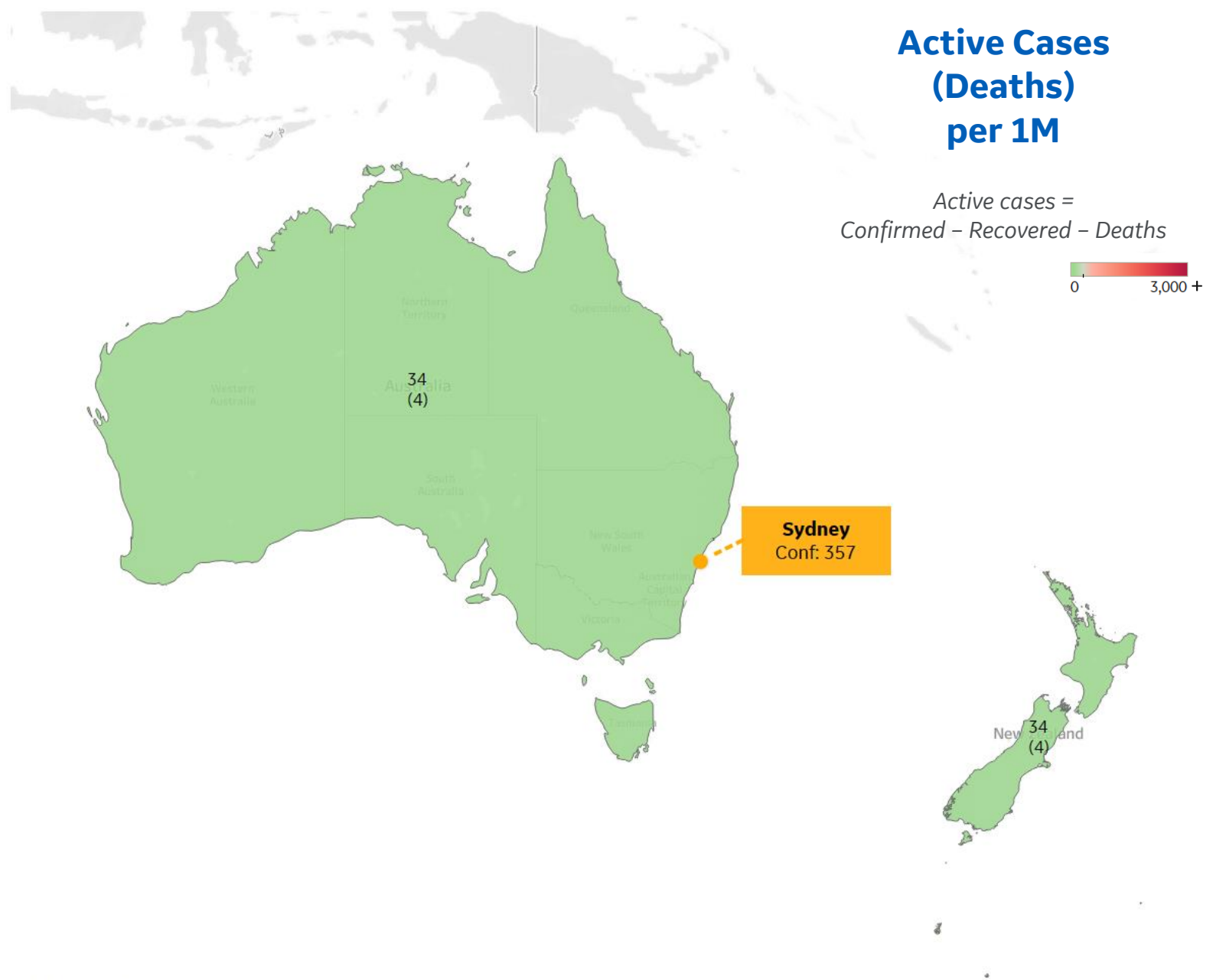
## Per 1M in Region

	Today	Change
Active Cases	33	-4%
Confirmed	1 new	+0.3%
Deaths	0.03 new	+1%
Recovered	2 new	+1%

## Most Active Cases per 1M

New Zealand	34
Australia	34

\* Excludes regions with population < 1M



© 2020 Mapbox © OpenStreetMap

Updated 5 May 2020, 3:30 GMT

# Latin & South America

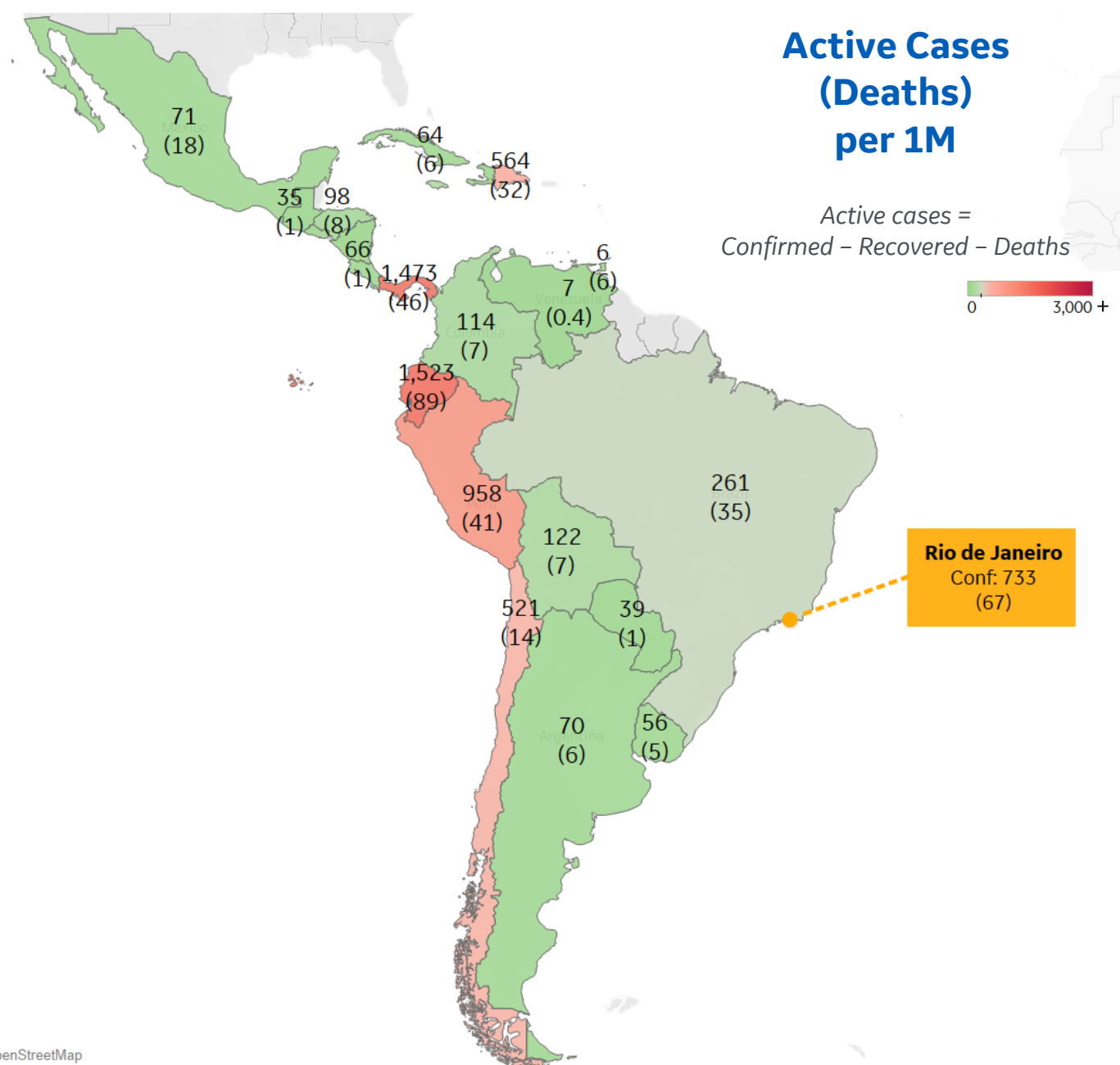
## Per 1M in Region

	Today	Change
Active Cases	247	+6%
Confirmed	22 new	+6%
Deaths	1 new	+4%
Recovered	7 new	+5%

## Most Active Cases per 1M

Ecuador	1,523
Panama	1,473
Peru	958
Dominican Repub..	564
Chile	521
Brazil	261
Jamaica	143
Bolivia	122
Colombia	114
Honduras	98

\* Excludes regions with population < 1M



© 2020 Mapbox © OpenStreetMap

Updated 5 May 2020, 3:30 GMT

# Asia

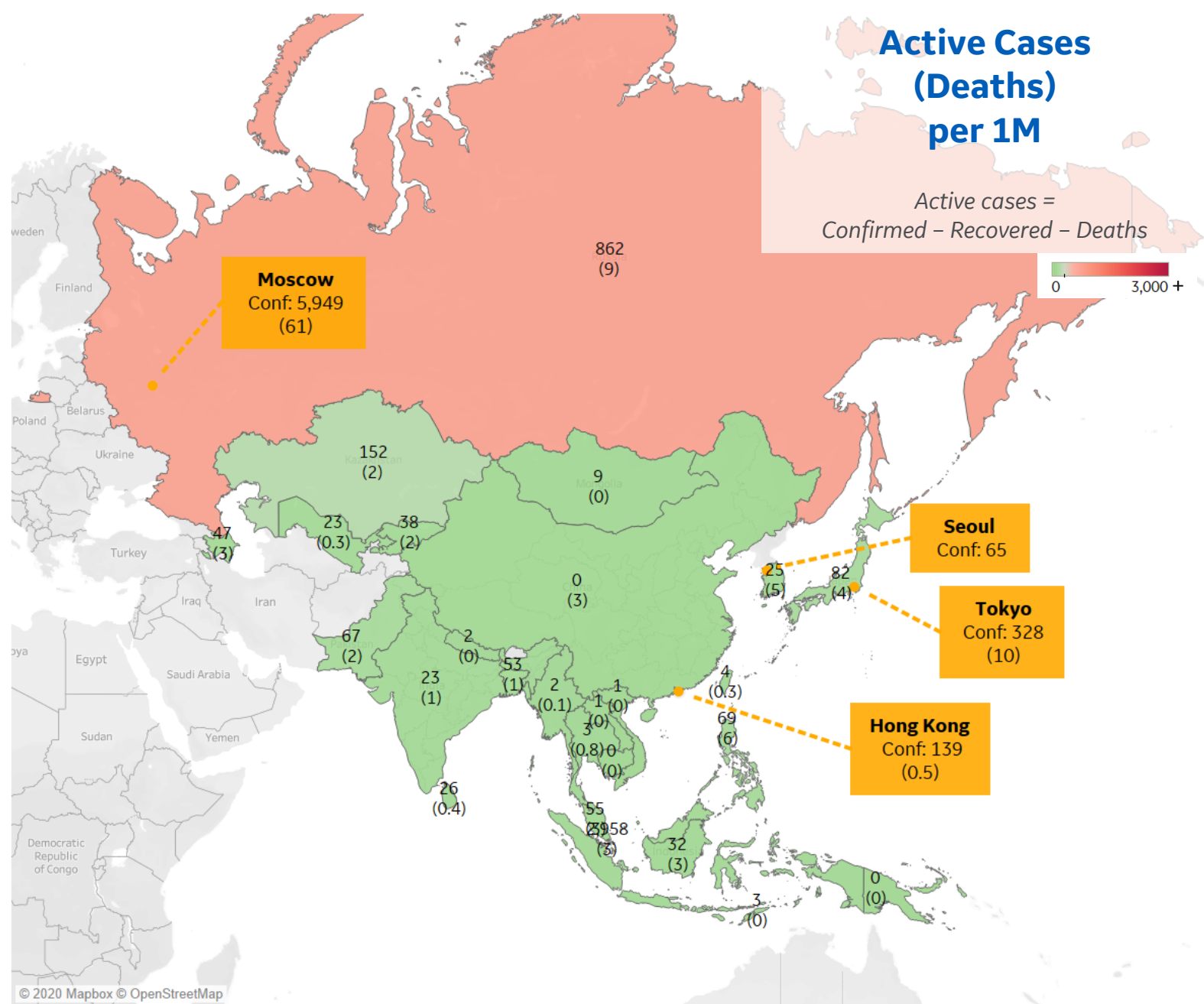
## Per 1M in Region

	Today	Change
Active Cases	54	+6%
Confirmed	4 new	+5%
Deaths	0.1 new	+4%
Recovered	1 new	+3%

## Most Active Cases per 1M

Singapore	2,958
Russia	862
Kazakhstan	152
Japan	82
Philippines	69
Pakistan	67
Malaysia	55
Bangladesh	53
Azerbaijan	47
Kyrgyzstan	38

\* Excludes regions with population < 1M



# Africa

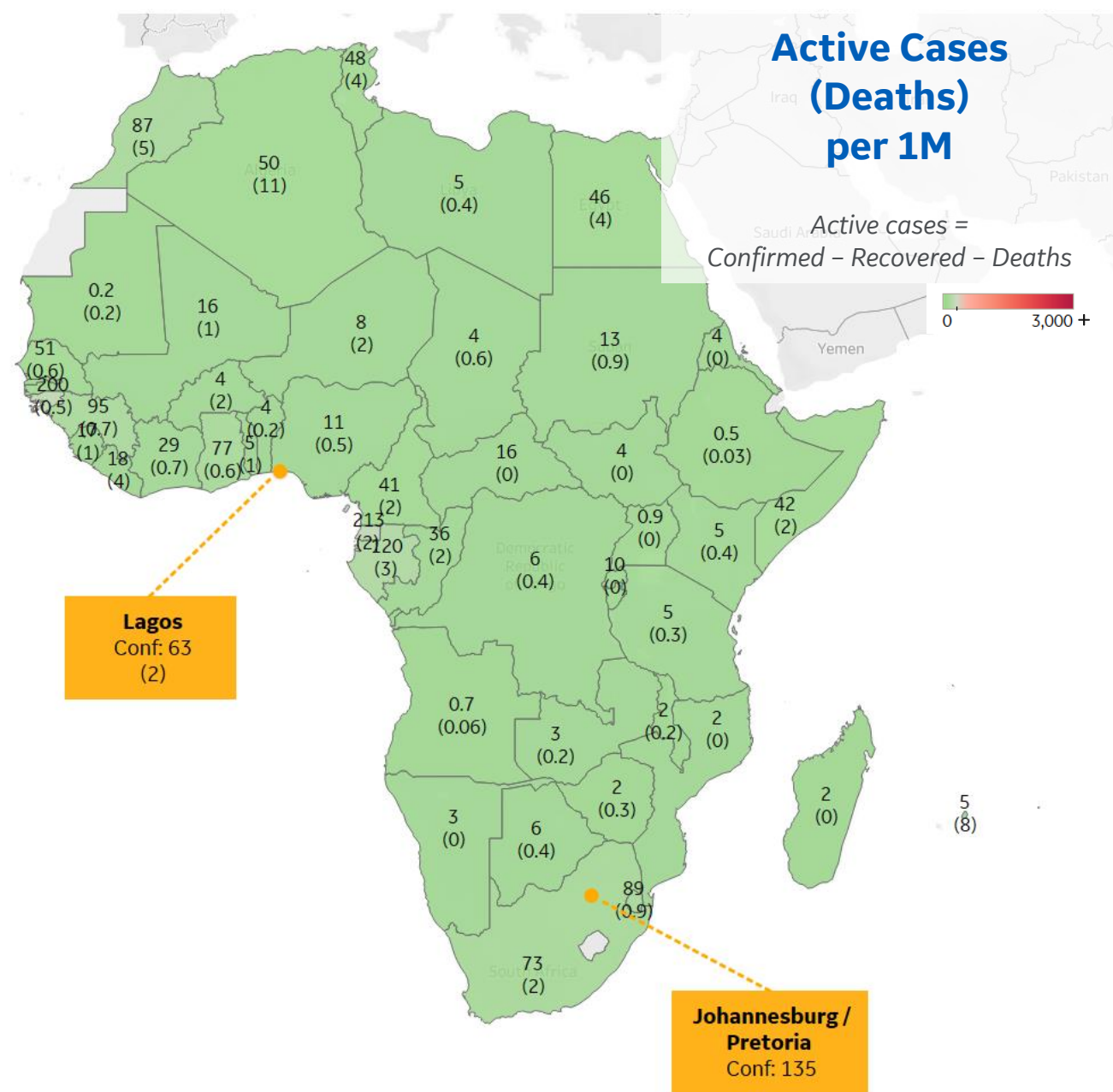
## Per 1M in Region

	Today	Change
Active Cases	22	+6%
Confirmed	2 new	+6%
Deaths	0.03 new	+3%
Recovered	1.0 new	+7%

## Most Active Cases per 1M

Equatorial Guinea	213
Guinea-Bissau	200
Gabon	120
Guinea	95
Eswatini	89
Morocco	87
Ghana	77
South Africa	73
Senegal	51
Algeria	50

\* Excludes regions with population < 1M

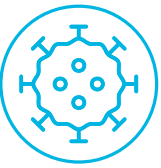


© 2020 Mapbox © OpenStreetMap

Updated 5 May 2020, 3:30 GMT



# Sources



**Johns Hopkins Coronavirus Resource Center:**  
<https://coronavirus.jhu.edu/map.html>

**Worldometer Coronavirus Reporting:**  
<https://www.worldometers.info/coronavirus/>

**Public Health England:**  
<https://www.gov.uk/government/publications/covid-19-track-coronavirus-cases>

**US Department of Homeland Security, Homeland Infrastructure Foundation-Level Data:**  
<https://hifld-geoplatform.opendata.arcgis.com/datasets/hospitals>

**City of New York, NYC Health:**  
<https://www1.nyc.gov/site/doh/covid/covid-19-data.page>

**Chicago Coronavirus Latest Data:**  
<https://www.chicago.gov/city/en/sites/covid-19/home/latest-data.html>

**National Health Commission of the PRC:**  
<http://www.nhc.gov.cn/xcs/yqtb/202003/bf66696029ba420098164607240074f8.shtml>

**Korean Centers for Disease Control and Prevention:**  
[http://www.cdc.go.kr/cdc\\_eng/](http://www.cdc.go.kr/cdc_eng/)

**CDC, Severe Outcomes Among Patients with Coronavirus Disease 2019 (COVID-19):** <https://www.cdc.gov/mmwr/volumes/69/wr/mm6912e2.htm>

**COVID-19 Information for Switzerland:**  
<https://www.corona-data.ch/>

**WHO Europe, Surveillance Report:**  
<http://www.euro.who.int/en/health-topics/health-emergencies/coronavirus-covid-19/weekly-surveillance-report>

**WHO Europe, Principles for Transition:**  
<http://www.euro.who.int/en/media-centre/sections/statements/2020/statement-transition-to-a-new-normal-during-the-covid-19-pandemic-must-be-guided-by-public-health-principles>

**The COVID Tracking Project:**  
<https://covidtracking.com/data/>

**Public Health Authority of Sweden:**  
<https://www.folkhalsomyndigheten.se/smittskydd-beredskap/utbrott/aktuella-utbrott/covid-19/bekraftade-fall-i-sverige>

**National Public Health Agency of France:**  
<https://www.santepubliquefrance.fr/regions/ile-de-france/documents/bulletin-regional/2020/covid-19-point-epidemiologique-en-ile-de-france-du-23-avril-2020>

**Italian Ministry of Health:**  
<http://www.salute.gov.it/portale/nuovocoronavirus/dettaglioContenutiNuovoCoronavirus.jsp?lingua=italiano&id=5351&area=nuovoCoronavirus&menu=vuoto>

**City of Toronto:**  
<https://www.toronto.ca/home/covid-19/media-room/covid-19-status-of-cases-in-toronto/>

**General Secretariat for Health, Spain:**  
<https://www.mscbs.gob.es/profesionales/saludPublica/ccayes/alertasActual/nCov-China/home.htm>

**New Jersey:**  
<https://covid19.nj.gov/faqs/nj-information/general-publichttps://www.cnbc.com/2020/04/30/coronavirus-states-lifting-stay-at-home-orders-reopening-businesses.html>

**New South Wales Government:**  
<https://www.health.nsw.gov.au/Infectious/diseases/Pages/covid-19-latest.aspx>

**Provincial Health Services Authority of Canada, BC Center for Disease Control:**  
<http://www.bccdc.ca/about/news-stories/stories/2020/information-on-novel-coronavirus>

**Coronavirus Cases in Japan by Prefecture, Nippon Communications Foundation:**  
<https://www.nippon.com/en/japan-data/h00657/coronavirus-cases-in-japan-by-prefecture.html>

**Government of Ireland:**  
<https://www.gov.ie/en/press-release/a8debf-statement-from-the-national-public-health-emergency-team-friday-apri/>

**The Lancet Infectious Disease, Estimates of the severity of coronavirus disease 2019:**  
[https://www.thelancet.com/journals/laninf/article/PIIS1473-3099\(20\)30243-7/fulltext#seccestitle230](https://www.thelancet.com/journals/laninf/article/PIIS1473-3099(20)30243-7/fulltext#seccestitle230)

**Ministry of Health of Portugal, Status Reports:**  
<https://covid19.min-saude.pt/relatorio-de-situacao/>

**Coordination Center for Health Emergencies, Spain:**  
[https://www.mscbs.gob.es/profesionales/saludPublica/ccayes/alertasActual/nCov-China/documentos/Actualizacion\\_78\\_COVID-19.pdf](https://www.mscbs.gob.es/profesionales/saludPublica/ccayes/alertasActual/nCov-China/documentos/Actualizacion_78_COVID-19.pdf)

**Our World in Data, Testing:**  
<https://ourworldindata.org/coronavirus>

**BBC News Services, Coronavirus Tracking:**  
<https://www.bbc.com/news/uk-51768274>

**Italian Department of Civil Protection, COVID Monitoring:**  
<http://opendatadpc.maps.arcgis.com/apps/opsdashboard/index.html#/b0c68bce2cce478eaac82fe38d4138b1>

**CDC, National Vital Statistics Reports:**  
[https://www.cdc.gov/nchs/data/nvsr/nvsr68/nvsr68\\_06-508.pdf](https://www.cdc.gov/nchs/data/nvsr/nvsr68/nvsr68_06-508.pdf)

**CIA World Factbook:**  
<https://www.cia.gov/library/publications/resources/the-world-factbook/>

**Florida:**  
<https://www.npr.org/sections/coronavirus-live-updates/2020/04/29/848093937/florida-takes-a-baby-step-to-reopening-its-economy-shut-down-to-stem-coronavirus>

**Germany:**  
<https://berlinspector.com/2020/03/26/chronology-germany-and-the-coronavirus-1/>

**Ireland:**  
<https://www.gov.ie/en/news/58bc8b-taoiseach-announces-roadmap-for-reopening-society-and-business-and-u/>

<https://www.gov.ie/en/publication/ad5dd0-easing-the-covid-19-restrictions-on-may-18-phase-1/>

<https://www.gov.ie/en/publication/7ae99f-easing-the-covid-19-restrictions-on-june-8-phase-2/>

<https://www.gov.ie/en/publication/d06271-easing-the-covid-19-restrictions-on-29-june-phase-3/>

<https://www.gov.ie/en/publication/acc4de-easing-the-covid-19-restrictions-on-20-july-phase-4/>

<https://www.gov.ie/en/publication/dd26a8-easing-the-covid-19-restrictions-on-10-august/>

<https://www.gov.ie/en/speech/deb727-statement-by-an-taoiseach-leo-varadkar-giving-an-update-on-the-covid/>

**Atlanta:**  
<https://www.wtoc.com/2020/04/30/gov-kemp-extends-public-health-state-emergency-order-until-june/>