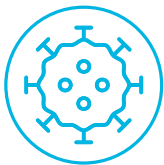
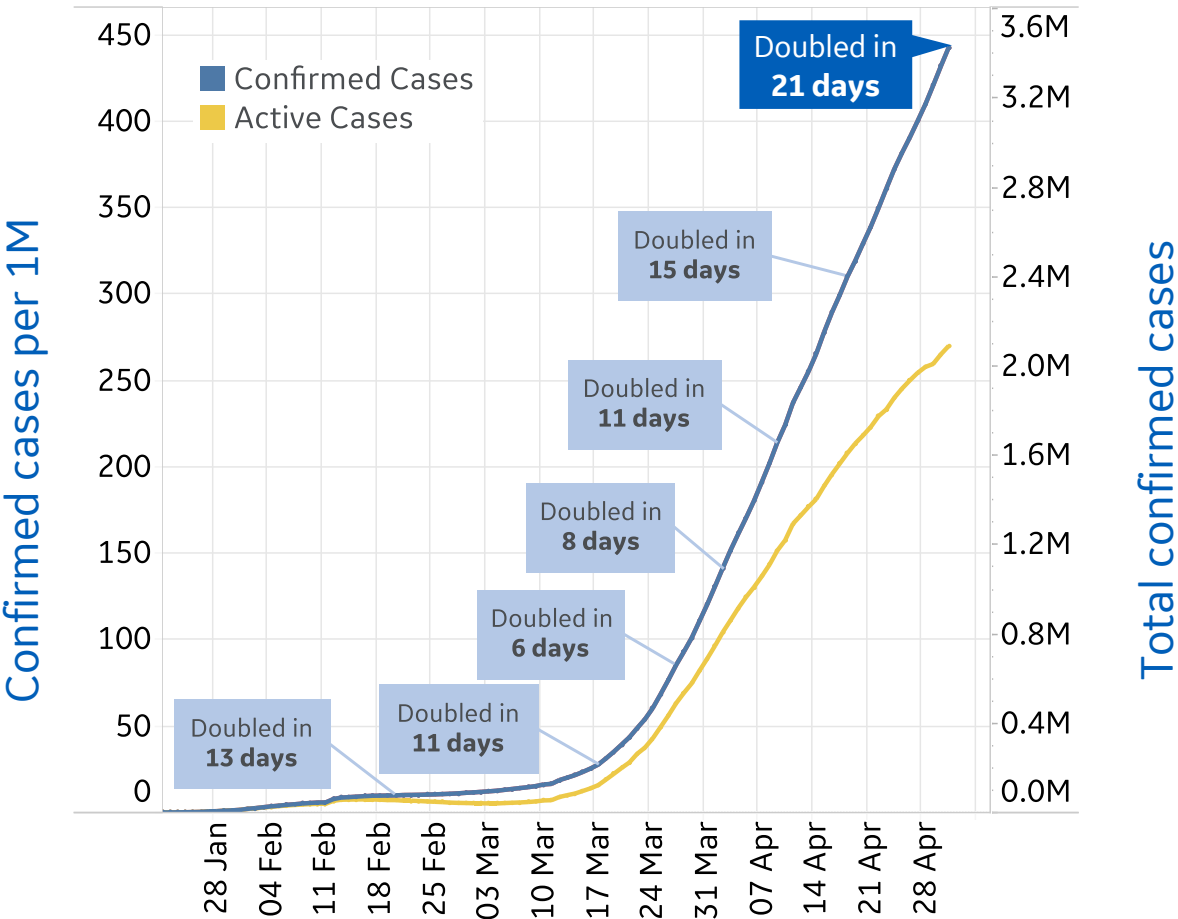


Global Confirmed & Active Cases

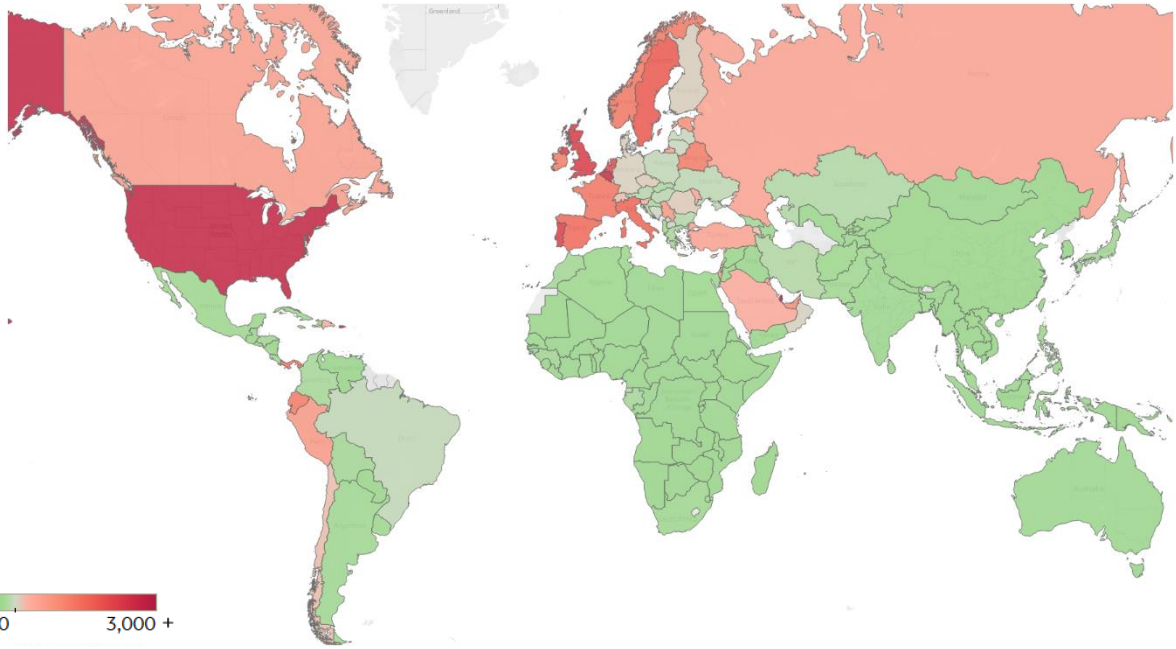


Trend since 22 Jan



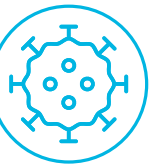
Today per 1M

Active cases = Confirmed – Recovered – Deaths



Per 1M:	Today	Change
Active Cases	270	+2%
Confirmed	11 new	+2%
Deaths	1 new	+2%
Recovered	5 new	+4%

Global Summary



Volume

	Active Cases	Today			Total since 22 Jan		
		Confirmed	Deaths	Recovered	Confirmed Cases	Total Deaths	Total Recovered
US	890,788	29,078	1,426	11,367	1,132,539	66,369	175,382
UK	154,399	4,815	622	4	183,500	28,205	896
Russia	107,819	9,623	53	1,793	124,054	1,222	15,013
Italy	100,704	1,900	474	1,665	209,328	28,710	79,914
France	93,092	1,213	166	451	168,518	24,763	50,663
Spain	74,234	3,147	557	5,198	216,582	25,100	117,248
Turkey	62,780	1,983	78	4,451	124,375	3,336	58,259
Brazil	49,402	4,898	349	2,898	97,100	6,761	40,937
Netherlands	35,293	445	94	0	40,434	5,003	138
Canada	30,428	1,583	147	1,050	57,926	3,684	23,814
Belgium	29,541	485	62	319	49,517	7,765	12,211
Germany	29,155	890	76	2,100	164,967	6,812	129,000
Ecuador	23,961	1,128	308	219	27,464	1,371	2,132
Portugal	22,496	N/A	16	24	25,190	1,023	1,671
Saudi Arabia	21,518	1,362	7	210	25,459	176	3,765
Sweden	18,408	562	16	0	22,082	2,669	1,005
Singapore	16,184	447	1	79	17,548	17	1,347
Qatar	13,326	776	0	98	14,872	12	1,534
Iran	12,942	802	65	1,032	96,448	6,156	77,350
Japan	10,892	266	19	230	14,571	474	3,205
UAE	10,816	561	8	121	13,599	119	2,664
Norway	7,566	26	1	0	7,809	211	32
Israel	6,363	84	4	437	16,185	229	9,593
Panama	6,252	370	5	19	7,090	197	641
Total World	2,090,423	83,566	5,189	40,697	3,427,343	243,808	1,093,112

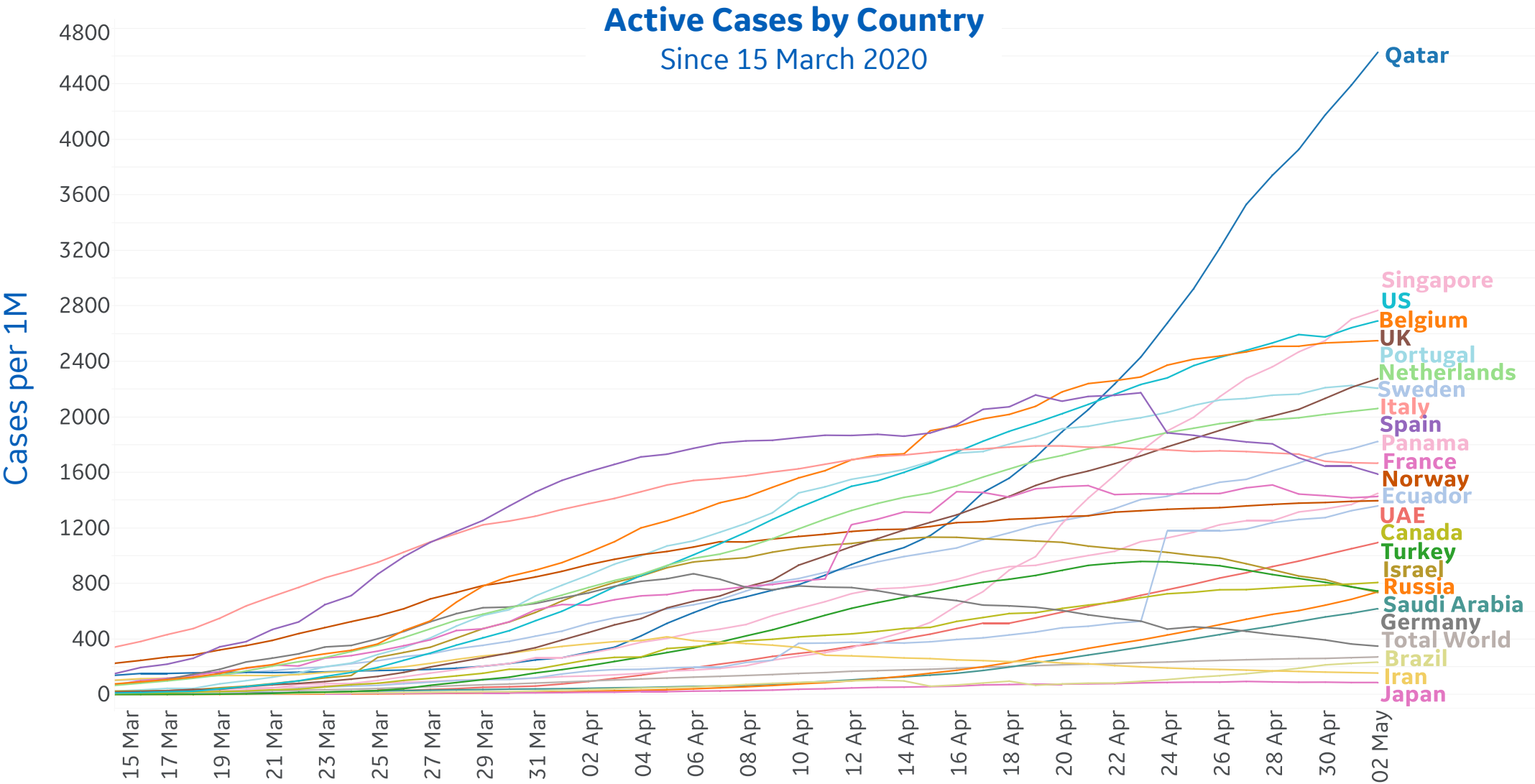
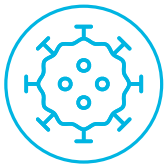
The **US, UK, Russia, Italy, and France** account for 64% of reported active cases

Per 1M

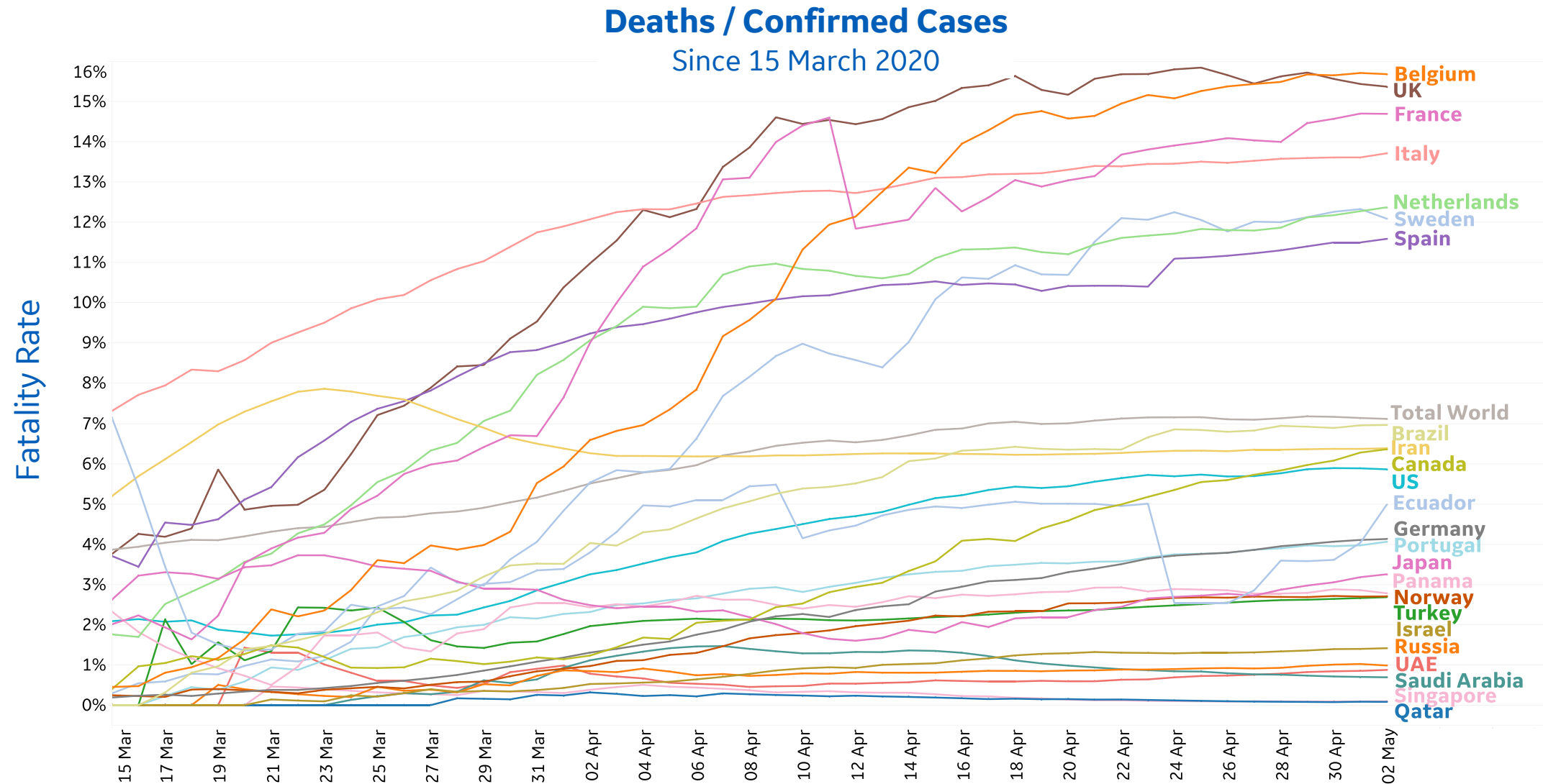
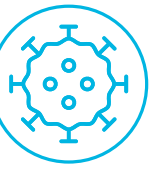
	Active Cases	Today			Total since 22 Jan		
		Confirmed	Deaths	Recovered	Confirmed Cases	Total Deaths	Total Recovered
Qatar	4,625	269	0	34	5,162	4	532
Singapore	2,766	76	0	14	2,999	3	230
US	2,691	88	4	34	3,422	201	530
Belgium	2,549	42	5	28	4,273	670	1,054
UK	2,274	71	9	0	2,703	415	13
Portugal	2,206	N/A	2	2	2,470	100	164
Netherlands	2,060	26	5	0	2,360	292	8
Sweden	1,823	56	2	0	2,186	264	100
Italy	1,666	31	8	28	3,462	475	1,322
Spain	1,588	67	12	111	4,632	537	2,508
Panama	1,449	86	1	4	1,643	46	149
France	1,426	19	3	7	2,582	379	776
Norway	1,396	5	0	0	1,440	39	6
Ecuador	1,358	64	17	12	1,557	78	121
UAE	1,094	57	1	12	1,375	12	269
Canada	806	42	4	28	1,535	98	631
Turkey	744	24	1	53	1,475	40	691
Russia	739	66	0	12	850	8	103
Israel	735	10	0	50	1,870	26	1,108
Saudi Arabia	618	39	0	6	731	5	108
Germany	348	11	1	25	1,969	81	1,540
Brazil	232	23	2	14	457	32	193
Iran	154	10	1	12	1,148	73	921
Japan	86	2	0	2	115	4	25
Total World	270	11	1	5	443	31	141

Confirmed cases in **Brazil** have doubled since 27 Apr

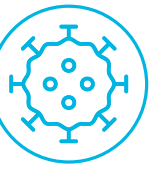
Trends in Active Cases



Fatality Rate over time by Country

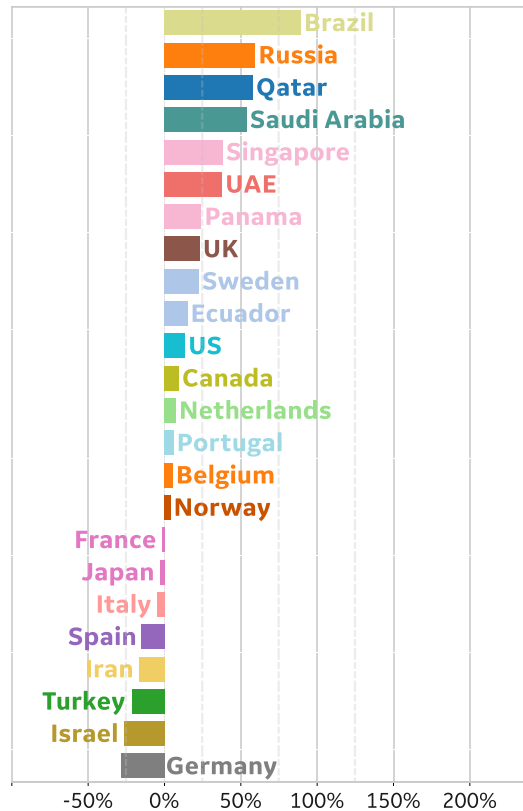


Percent Change in Case Volume by Country

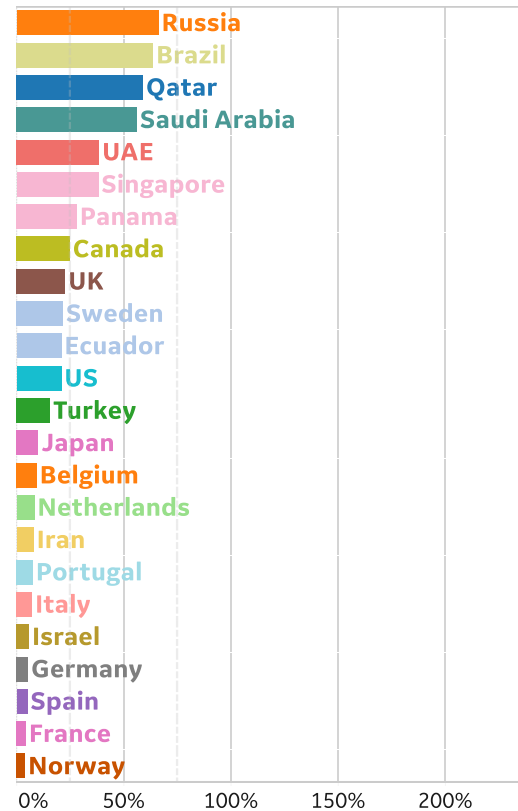


Over Previous 7 days

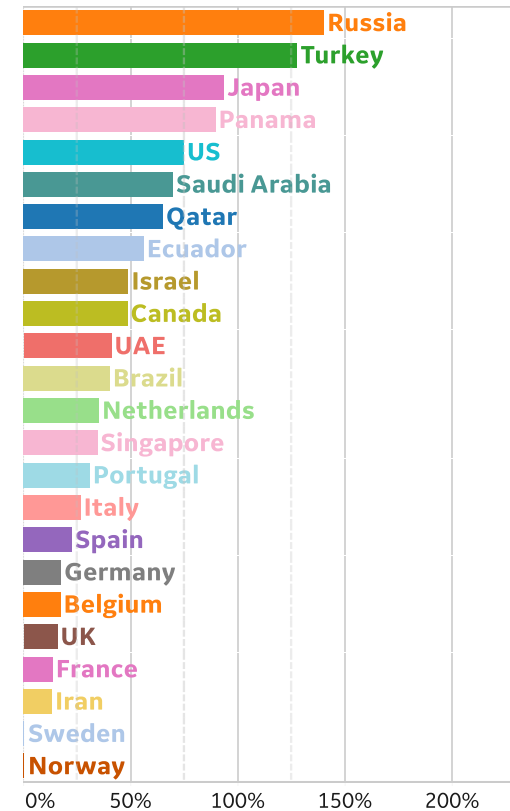
Active Cases



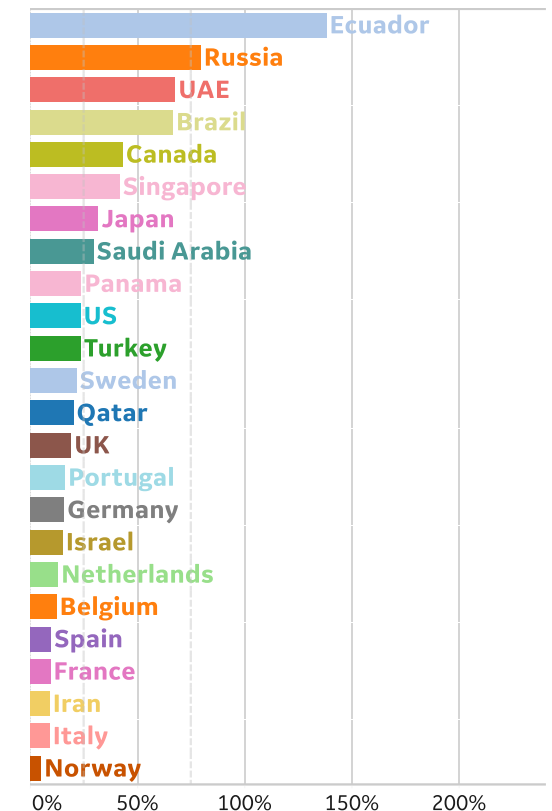
Confirmed Cases



Reported Recoveries



Reported Deaths



Europe & Middle East

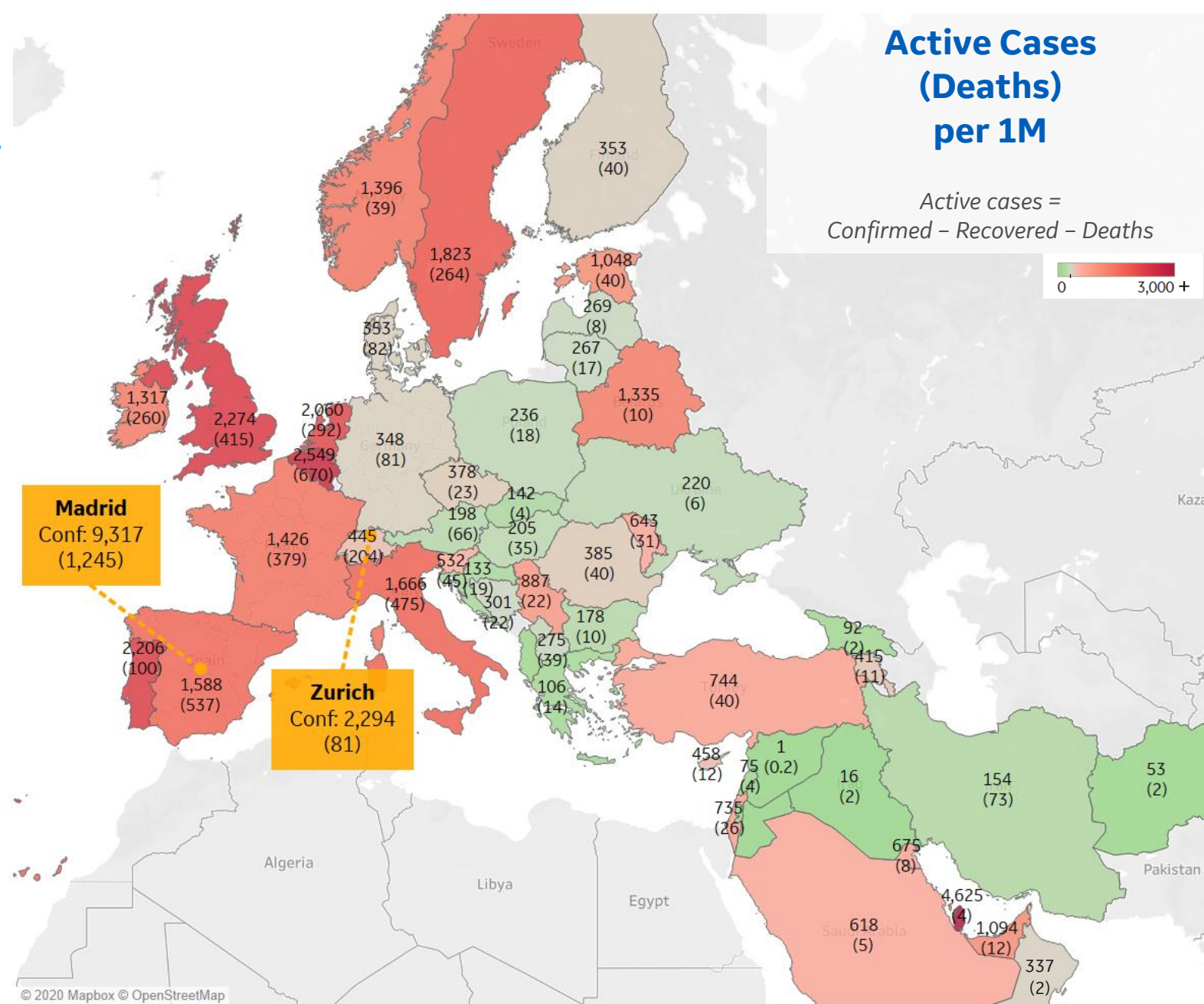
Per 1M in Region

	Today	Change
Active Cases	815	+0.2%
Confirmed	24 new	+1%
Deaths	2 new	+2%
Recovered	19 new	+3%

Most Active Cases per 1M

Qatar	4,625
Belgium	2,549
UK	2,274
Portugal	2,206
Netherlands	2,060
Sweden	1,823
Italy	1,666
Spain	1,588
France	1,426
Norway	1,396

* Excludes regions with population < 1M



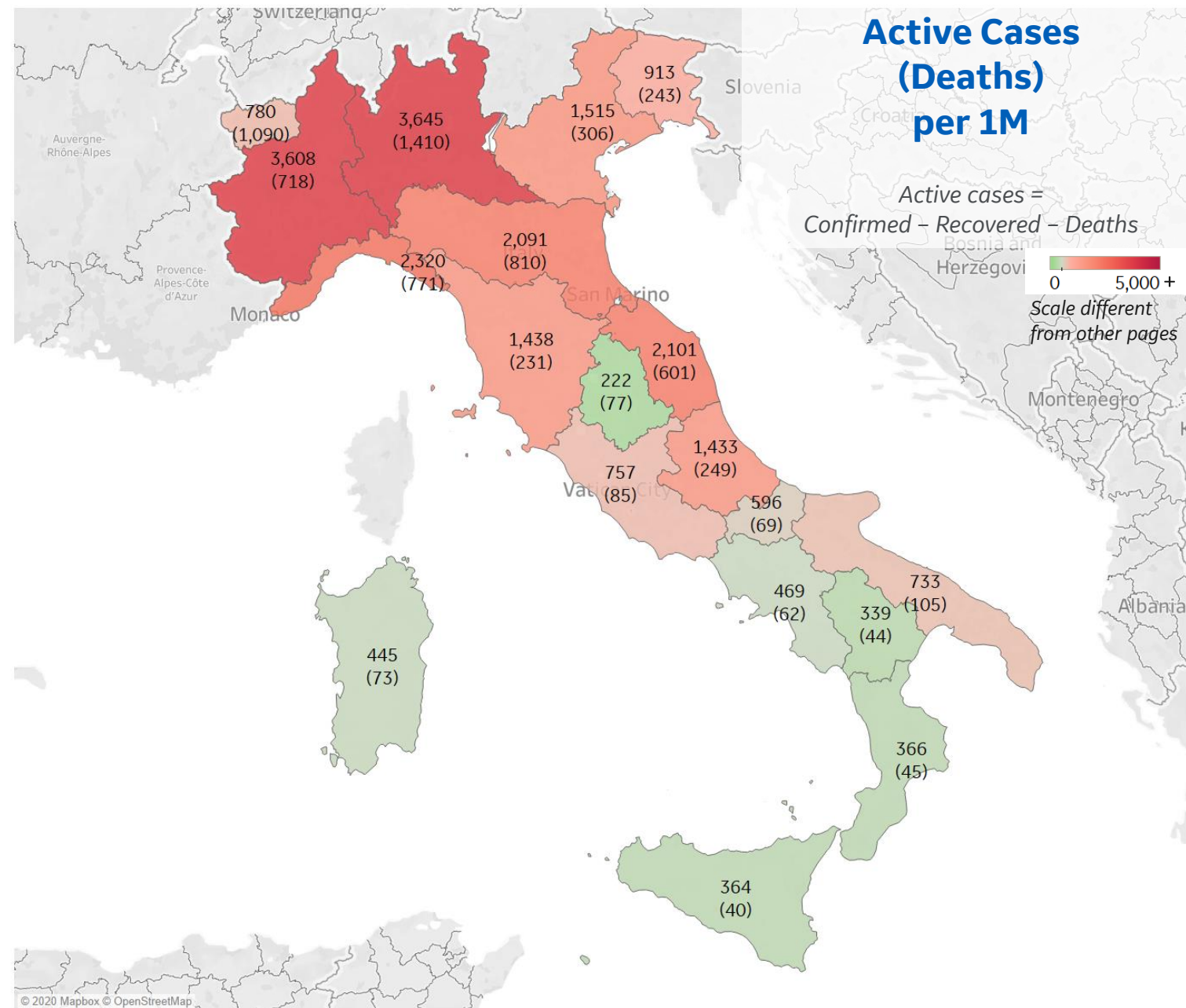
Italy

Per 1M in Region

	Today	Change
Active Cases	1,666	-0.2%
Confirmed	31 new	+2%
Deaths	8 new	+2%
Recovered	28 new	+4%

Most Active Cases per 1M

Lombardia	3,645
Piemonte	3,608
Liguria	2,320
Marche	2,101
Emilia-Romagna	2,091
Veneto	1,515
Toscana	1,438
Abruzzo	1,433
Trentino-Alto Adi..	1,196
Friuli Venezia Giul..	913



UK & Ireland

Per 1M in Region

	Today	Change
Active Cases	2,209	+3%
Confirmed	71 new	+3%
Deaths	9 new	+2%
Recovered	0.1 new	+0.03%

Most Active Cases per 1M

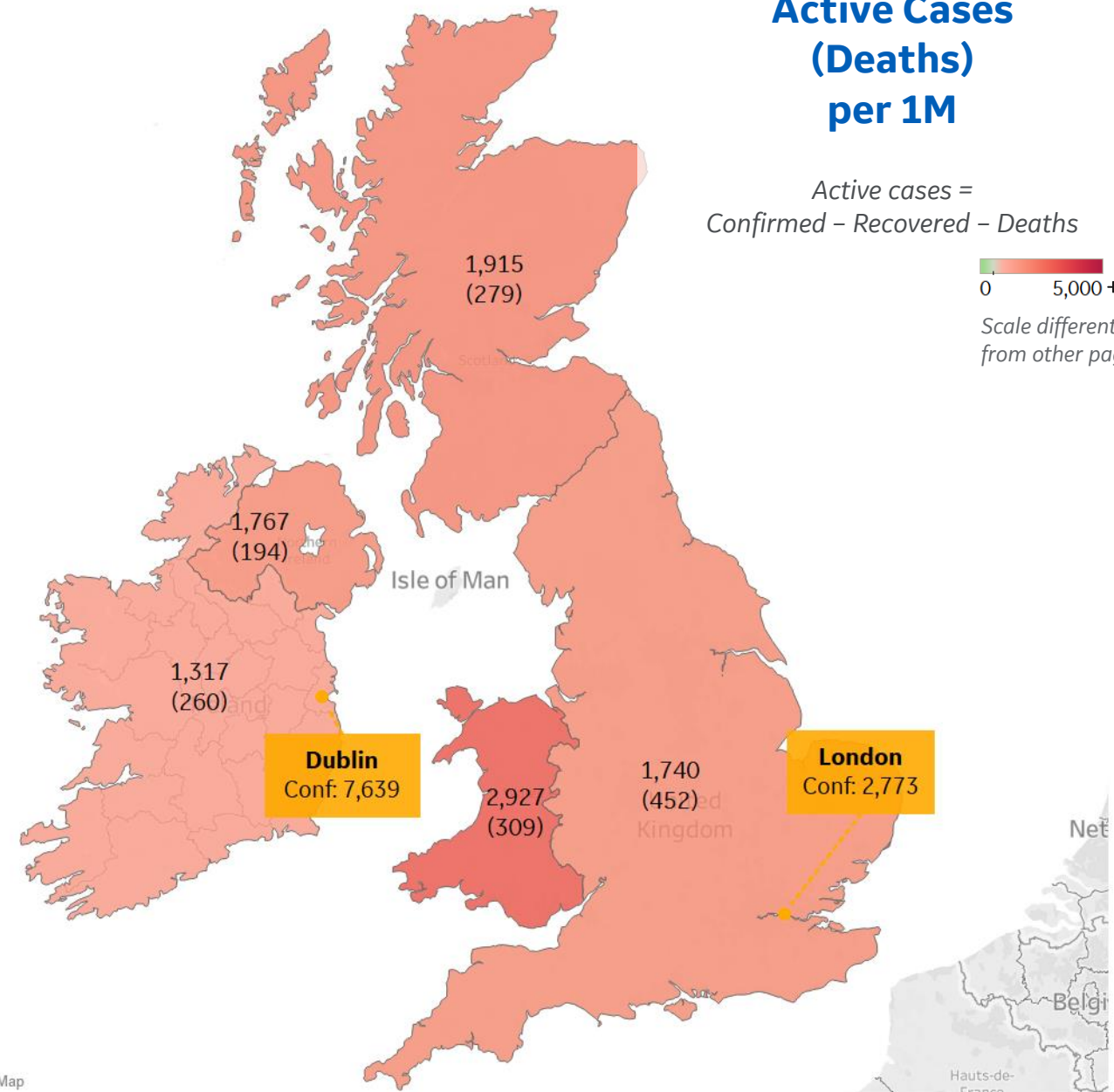
Wales	2,927
Scotland	1,915
Northern Ireland	1,767
England	1,740
Ireland	1,317

Active Cases (Deaths) per 1M

Active cases =
Confirmed - Recovered - Deaths

0 5,000 +

Scale different
from other pages



© 2020 Mapbox © OpenStreetMap

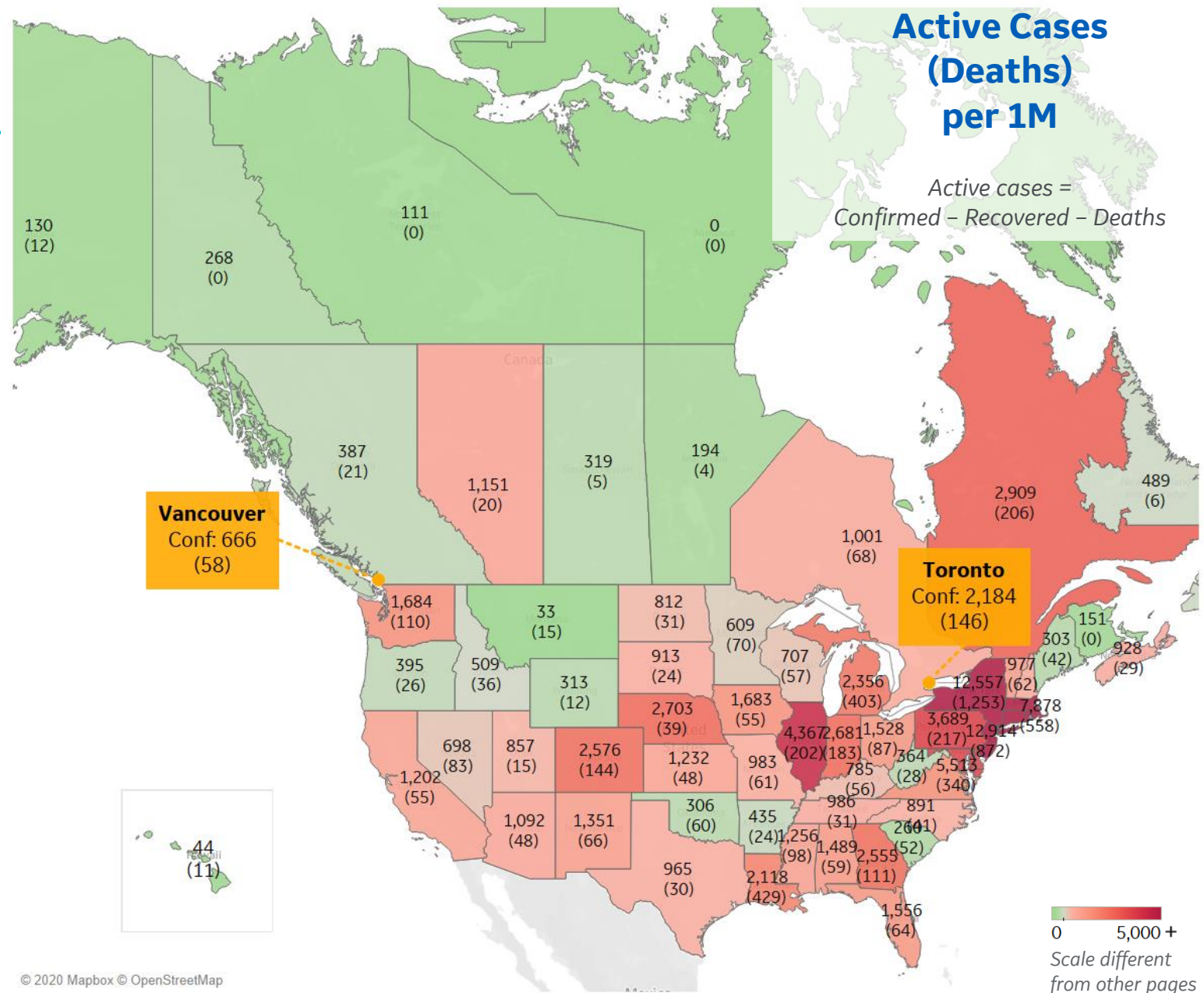
US & Canada

Per 1M in Region

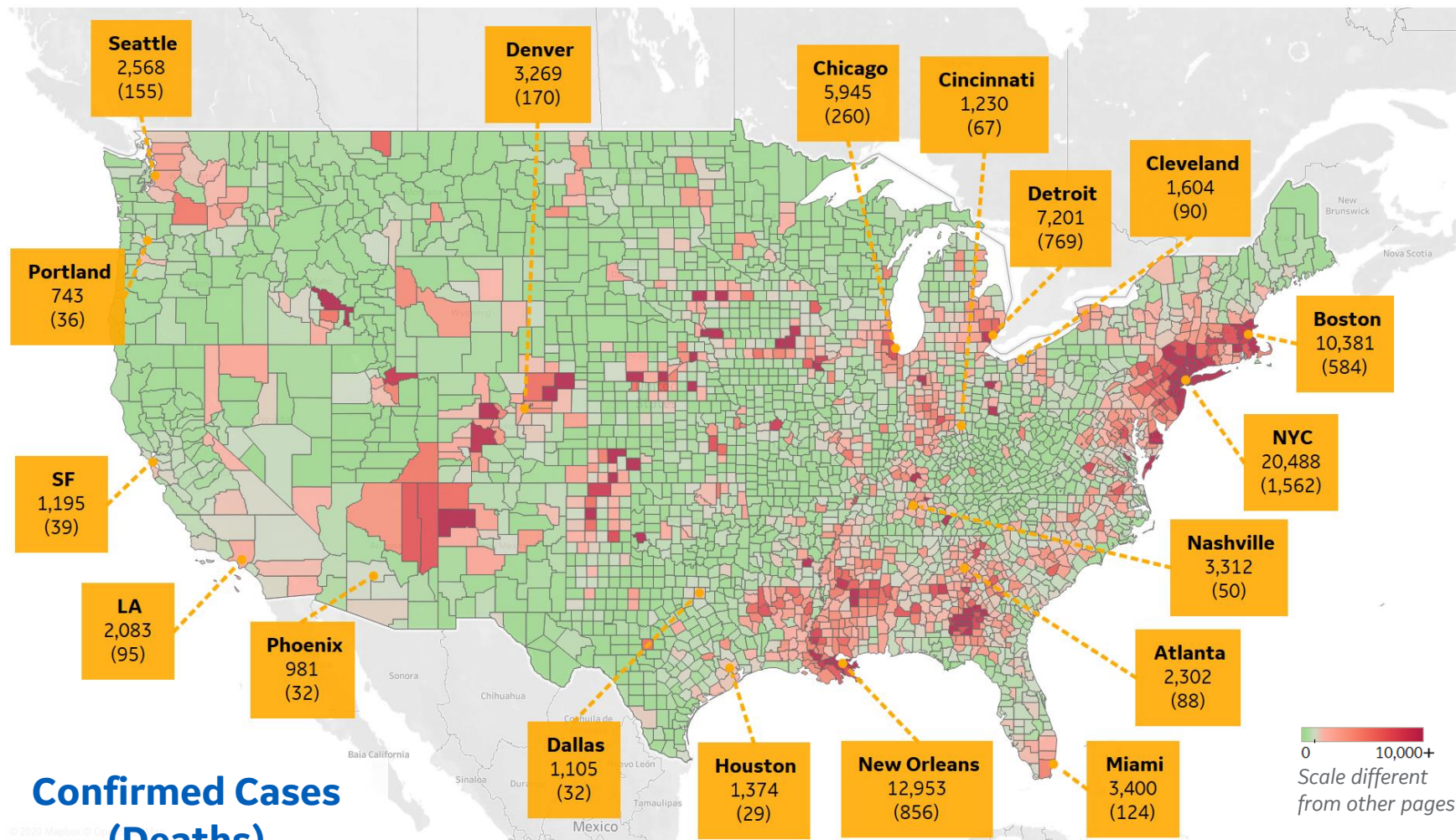
	Today	Change
Active Cases	2,498	+2%
Confirmed	83 new	+3%
Deaths	4 new	+2%
Recovered	34 new	+7%

Most Active Cases per 1M

New Jersey	12,914
New York	12,557
Rhode Island	8,166
Massachusetts	7,878
Connecticut	7,513
DC	5,513
Illinois	4,367
Pennsylvania	3,689
Michigan	2,356
Louisiana	2,118



US by County & Metro Area



Each box reports data for the Metropolitan Statistical Area of the major city listed

Top 10 Northeast Counties

Confirmed Cases per 1M

Rockland County, NY	36,665
Westchester County, NY	30,621
Nassau County, NY	26,913
Passaic County, NJ	26,069
Union County, NJ	23,360
Suffolk County, NY	23,350
Orange County, NY	23,146
Hudson County, NJ	22,905
New York City*	20,674
Essex County, NJ	17,833

Top 10 Other US Counties

Confirmed Cases per 1M

Orleans Parish, LA	16,722
Jefferson Parish, LA	14,710
Wayne County, MI	9,779
Cook County, IL	7,811
Prince George's County, MD	7,743
District of Columbia, DC	6,797
Macomb County, MI	6,483
Marion County, IN	6,203
Oakland County, MI	5,944
Lake County, IL	5,707

Note: Includes counties ≥ 250K population

* New York City counties aggregated into one reporting area

Oceania

Per 1M in Region

	Today	Change
Active Cases	35	-2%
Confirmed	1 new	+0.3%
Deaths	0.03 new	+1%
Recovered	1 new	+1%

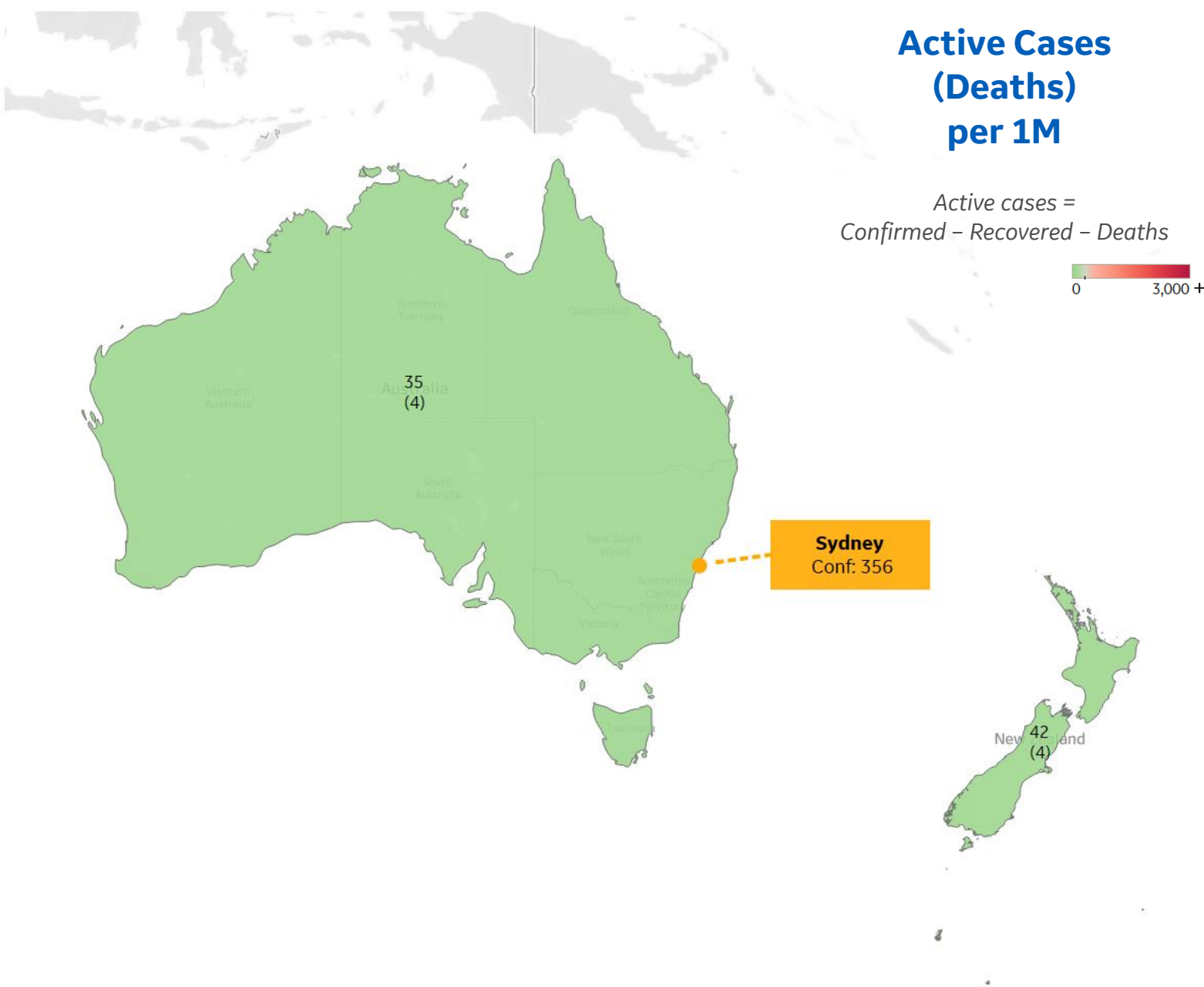
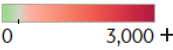
Most Active Cases per 1M

New Zealand	42
Australia	35

* Excludes regions with population < 1M

Active Cases (Deaths) per 1M

Active cases =
Confirmed - Recovered - Deaths



© 2020 Mapbox © OpenStreetMap

Updated 3 May 2020, 3:30 GMT

Latin & South America

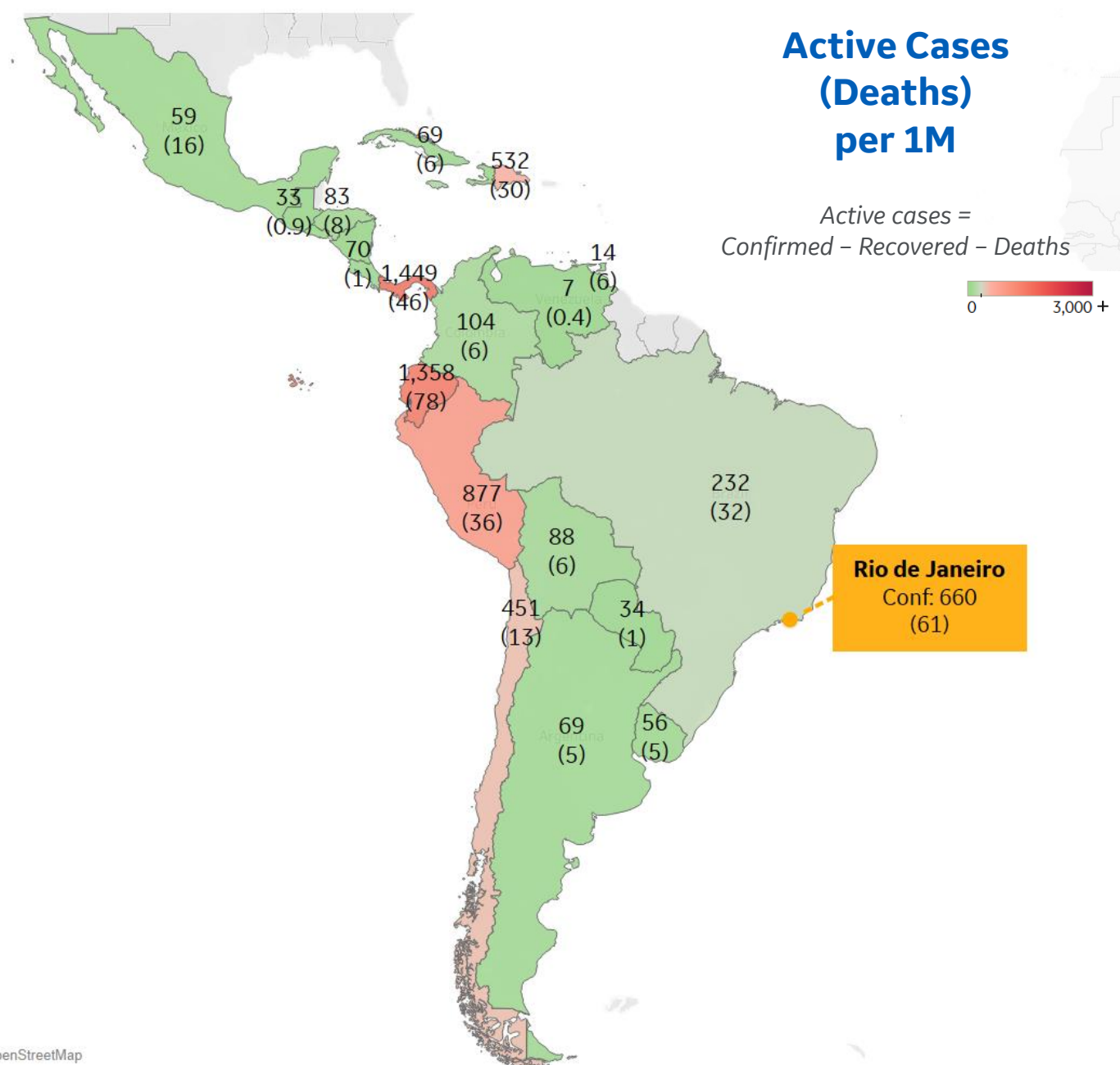
Per 1M in Region

	Today	Change
Active Cases	222	+4%
Confirmed	19 new	+5%
Deaths	1 new	+7%
Recovered	8 new	+7%

Most Active Cases per 1M

Panama	1,449
Ecuador	1,358
Peru	877
Dominican Repub..	532
Chile	451
Brazil	232
Jamaica	143
Colombia	104
Bolivia	88
Honduras	83

* Excludes regions with population < 1M



© 2020 Mapbox © OpenStreetMap

Updated 3 May 2020, 3:30 GMT

Asia

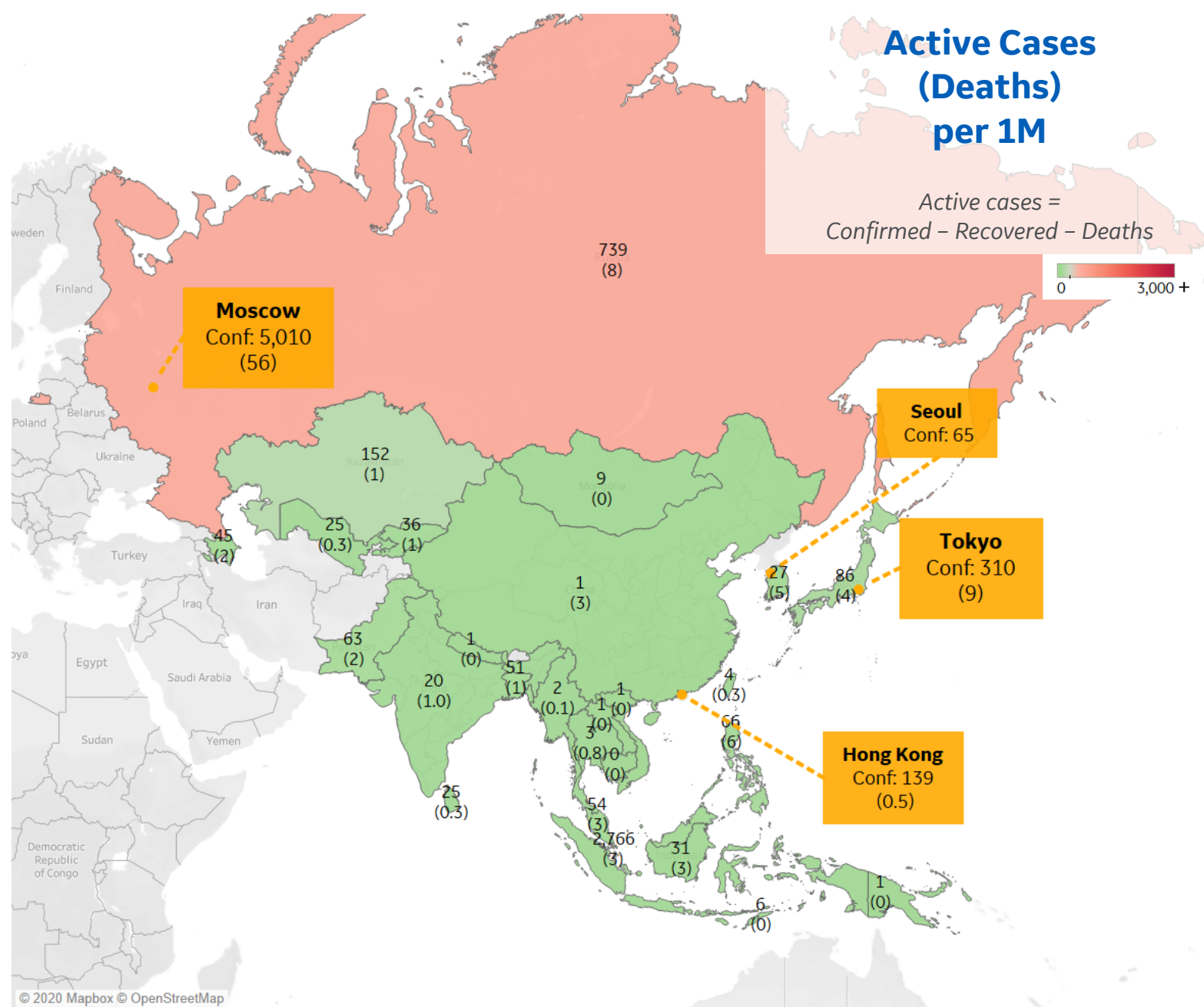
Per 1M in Region

	Today	Change
Active Cases	48	+6%
Confirmed	4 new	+4%
Deaths	0.1 new	+3%
Recovered	1 new	+3%

Most Active Cases per 1M

Singapore	2,766
Russia	739
Kazakhstan	152
Japan	86
Philippines	66
Pakistan	63
Malaysia	54
Bangladesh	51
Azerbaijan	45
Kyrgyzstan	36

* Excludes regions with population < 1M



Africa

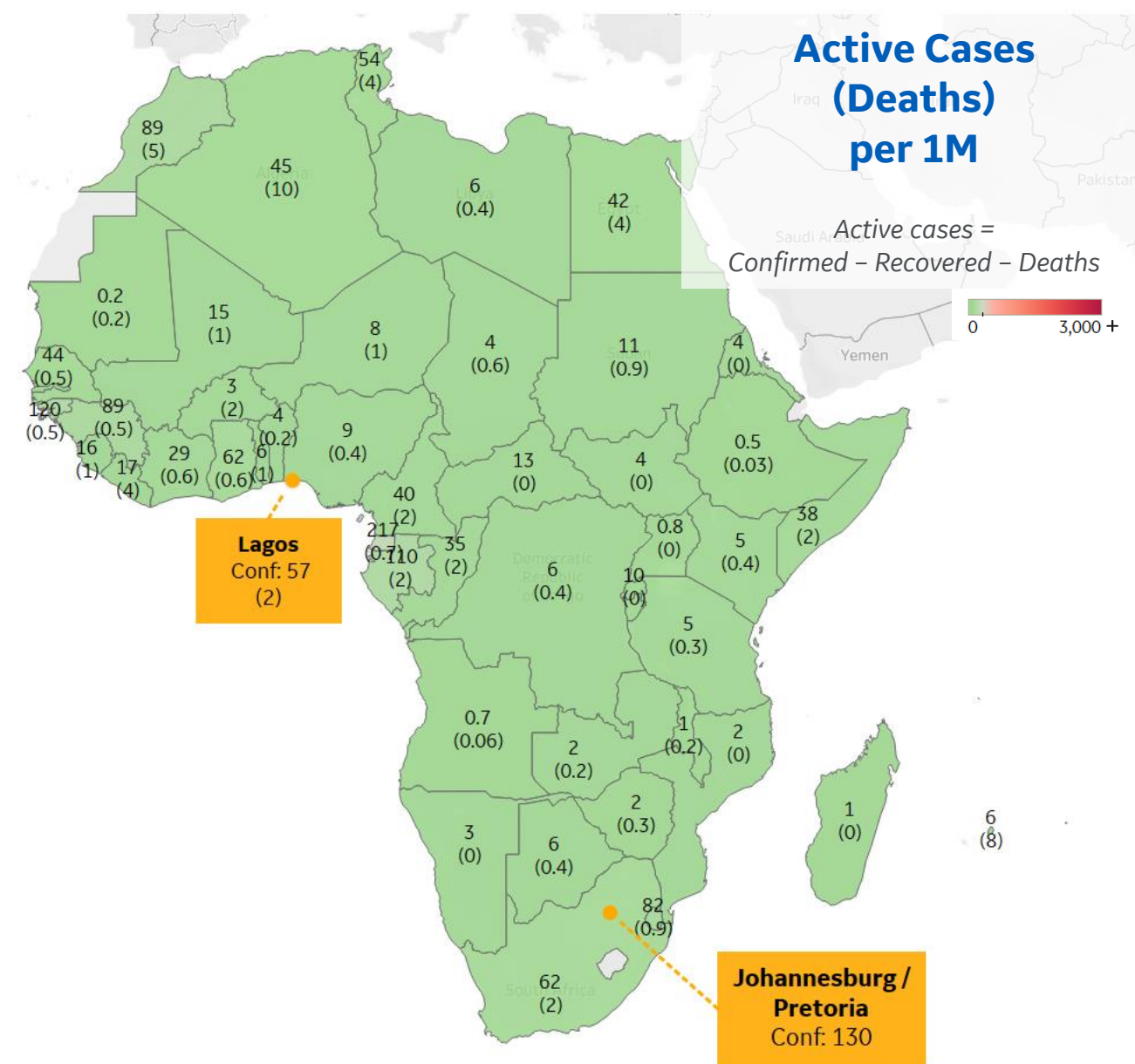
Per 1M in Region

	Today	Change
Active Cases	20	+5%
Confirmed	2 new	+5%
Deaths	0.1 new	+4%
Recovered	1 new	+6%

Most Active Cases per 1M

Equatorial Guinea	217
Guinea-Bissau	120
Gabon	110
Morocco	89
Guinea	89
Eswatini	82
Ghana	62
South Africa	62
Tunisia	54
Algeria	45

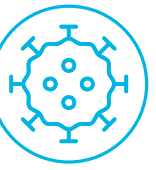
* Excludes regions with population < 1M



© 2020 Mapbox © OpenStreetMap

Updated 3 May 2020, 3:30 GMT

Sources



Johns Hopkins Coronavirus Resource Center:

<https://coronavirus.jhu.edu/map.html>

Worldometer Coronavirus Reporting:

<https://www.worldometers.info/coronavirus/>

Public Health England:

<https://www.gov.uk/government/publications/covid-19-track-coronavirus-cases>

US Department of Homeland Security, Homeland Infrastructure Foundation-Level Data:

<https://hifld-geoplatform.opendata.arcgis.com/datasets/hospitals>

City of New York, NYC Health:

<https://www1.nyc.gov/site/doh/covid/covid-19-data.page>

Chicago Coronavirus Latest Data:

<https://www.chicago.gov/city/en/sites/covid-19/home/latest-data.html>

National Health Commission of the PRC:

<http://www.nhc.gov.cn/xcs/yqtb/202003/bf66696029ba420098164607240074f8.shtml>

Korean Centers for Disease Control and Prevention:

http://www.cdc.go.kr/cdc_eng/

CDC, Severe Outcomes Among Patients with Coronavirus Disease 2019 (COVID-19):

<https://www.cdc.gov/mmwr/volumes/69/wr/mm6912e2.htm>

COVID-19 Information for Switzerland:

<https://www.corona-data.ch/>

WHO Europe, Surveillance Report:

<http://www.euro.who.int/en/health-topics/health-emergencies/coronavirus-covid-19/weekly-surveillance-report>

CDC, National Vital Statistics Reports:

https://www.cdc.gov/nchs/data/nvsr/nvsr68/nvsr68_06-508.pdf

The COVID Tracking Project:

<https://covidtracking.com/data/>

Public Health Authority of Sweden:

<https://www.folkhalsomyndigheten.se/smittskydd-beredskap/utbrott/aktuella-utbrott/covid-19/bekraftade-fall-i-sverige>

National Public Health Agency of France:

<https://www.santepubliquefrance.fr/regions/ile-de-france/documents/bulletin-regional/2020/covid-19-point-epidemiologique-en-ile-de-france-du-23-avril-2020>

Italian Ministry of Health:

<http://www.salute.gov.it/portale/nuovocoronavirus/dettaglioContenutiNuovoCoronavirus.jsp?lingua=italiano&id=5351&area=nuovoCoronavirus&menu=vuoto>

City of Toronto:

<https://www.toronto.ca/home/covid-19/media-room/covid-19-status-of-cases-in-toronto/>

General Secretariat for Health, Spain:

<https://www.mscbs.gob.es/profesionales/saludPublica/ccayes/alertasActual/nCov-China/home.htm>

New South Wales Government:

<https://www.health.nsw.gov.au/Infectious/diseases/Pages/covid-19-latest.aspx>

Provincial Health Services Authority of Canada, BC Center for Disease Control:

<http://www.bccdc.ca/about/news-stories/stories/2020/information-on-novel-coronavirus>

Coronavirus Cases in Japan by Prefecture, Nippon Communications Foundation:

<https://www.nippon.com/en/japan-data/h00657/coronavirus-cases-in-japan-by-prefecture.html>

Government of Ireland:

<https://www.gov.ie/en/press-release/a8debf-statement-from-the-national-public-health-emergency-team-friday-apri/>

WHO Europe, Principles for Transition:

<http://www.euro.who.int/en/media-centre/sections/statements/2020/statement-transition-to-a-new-normal-during-the-covid-19-pandemic-must-be-guided-by-public-health-principles>

The Lancet Infectious Disease, Estimates of the severity of coronavirus disease 2019:

[https://www.thelancet.com/journals/laninf/article/PIIS1473-3099\(20\)30243-7/fulltext#seccestitle230](https://www.thelancet.com/journals/laninf/article/PIIS1473-3099(20)30243-7/fulltext#seccestitle230)

Ministry of Health of Portugal, Status Reports:

<https://covid19.min-saude.pt/relatorio-de-situacao/>

Coordination Center for Health Emergencies, Spain:

https://www.mscbs.gob.es/profesionales/saludPublica/ccayes/alertasActual/nCov-China/documentos/Actualizacion_78_COVID-19.pdf

Our World in Data, Testing:

<https://ourworldindata.org/coronavirus>

BBC News Services, Coronavirus Tracking:

<https://www.bbc.com/news/uk-51768274>

Italian Department of Civil Protection, COVID Monitoring:

<http://opendatadpc.maps.arcgis.com/apps/opsdashboard/index.html#/b0c68bce2cce478eaac82fe38d4138b1>

