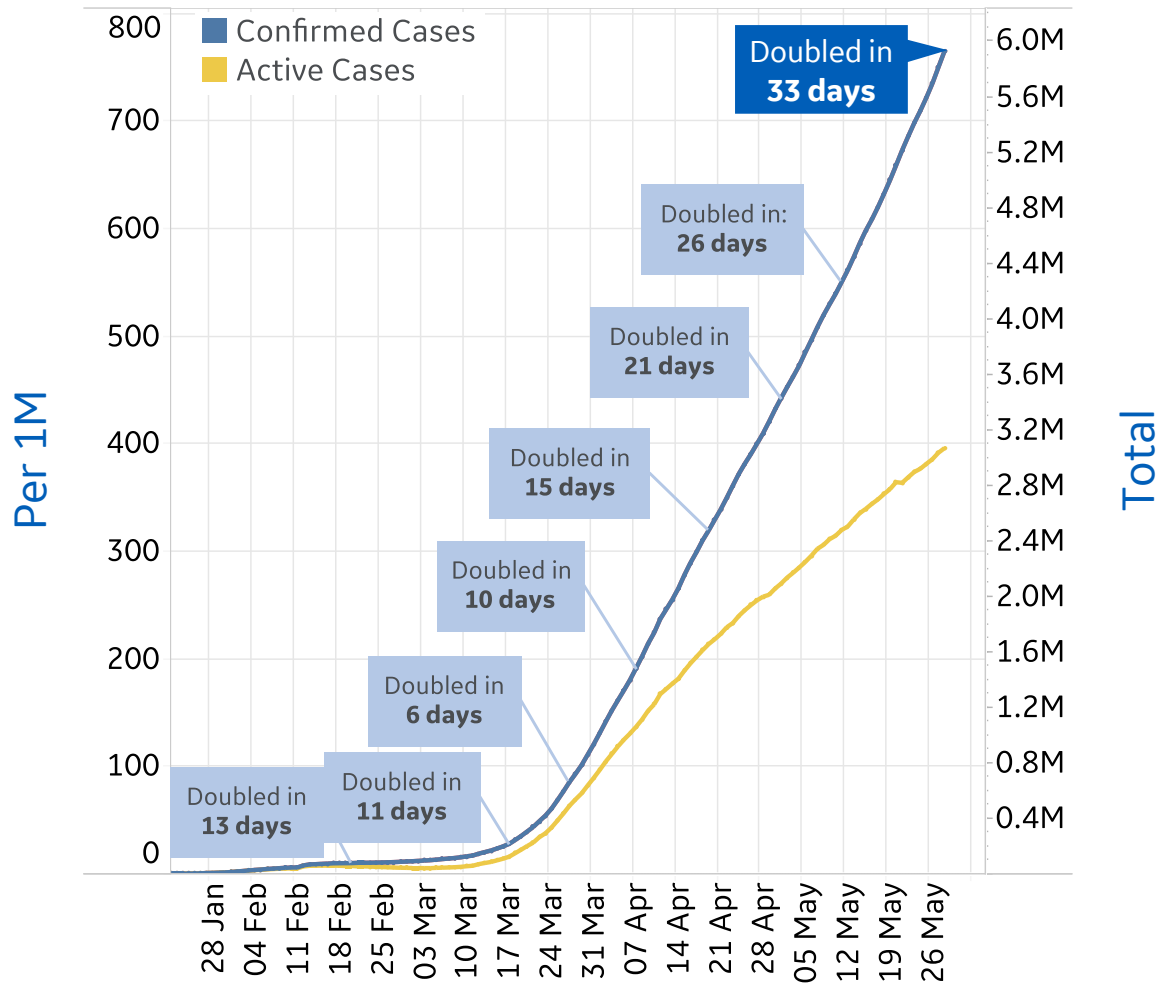




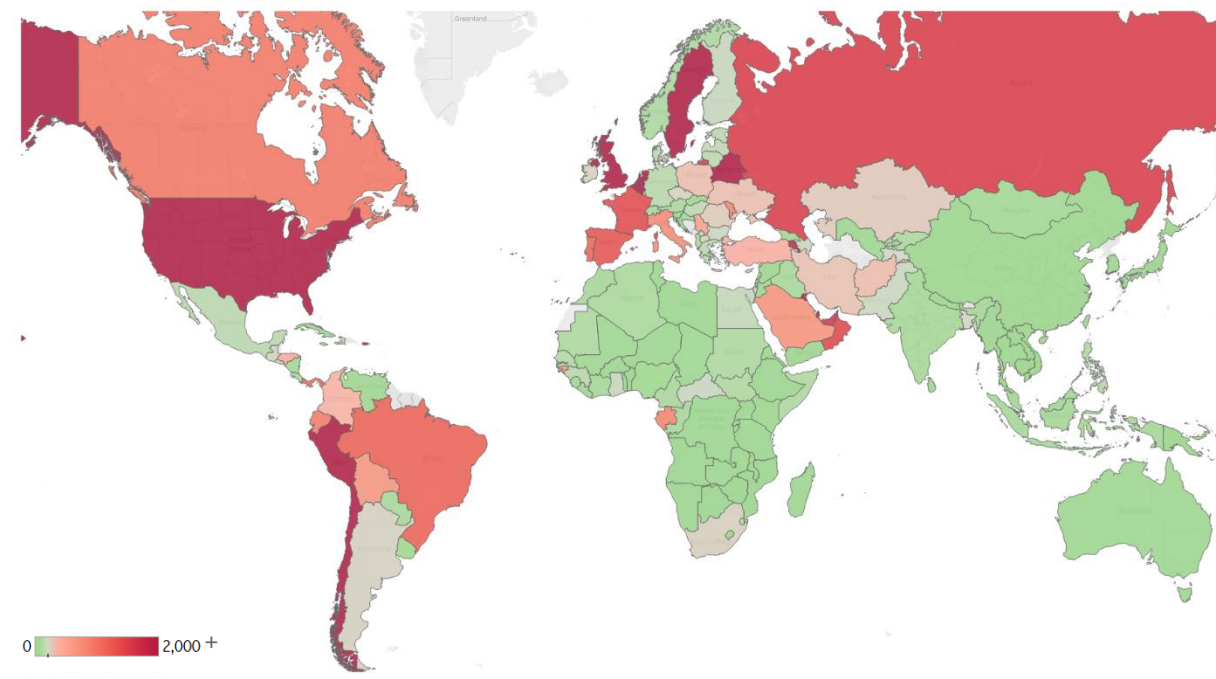
Global Confirmed & Active Cases

Trend since 22 Jan



Today per 1M

Active cases = Confirmed - Recovered - Deaths



Per 1M:	Today	Change
Active Today	396	+1%
Active	4 new	+1%
Confirmed	15 new	+2%
Deaths	1 new	+1%
Recovered	10 new	+3%

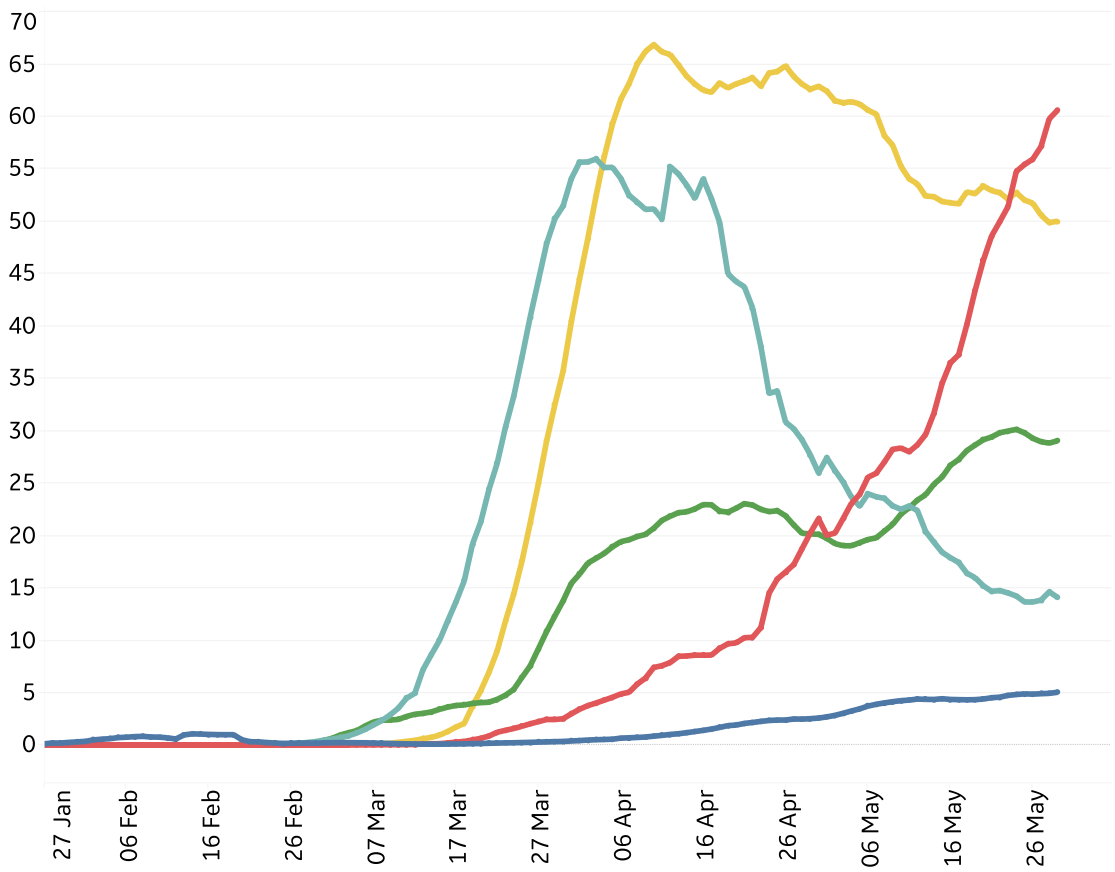


New Confirmed Cases & New Deaths

Key **North America** **Europe** **Middle East** **Central/South America** **Asia**

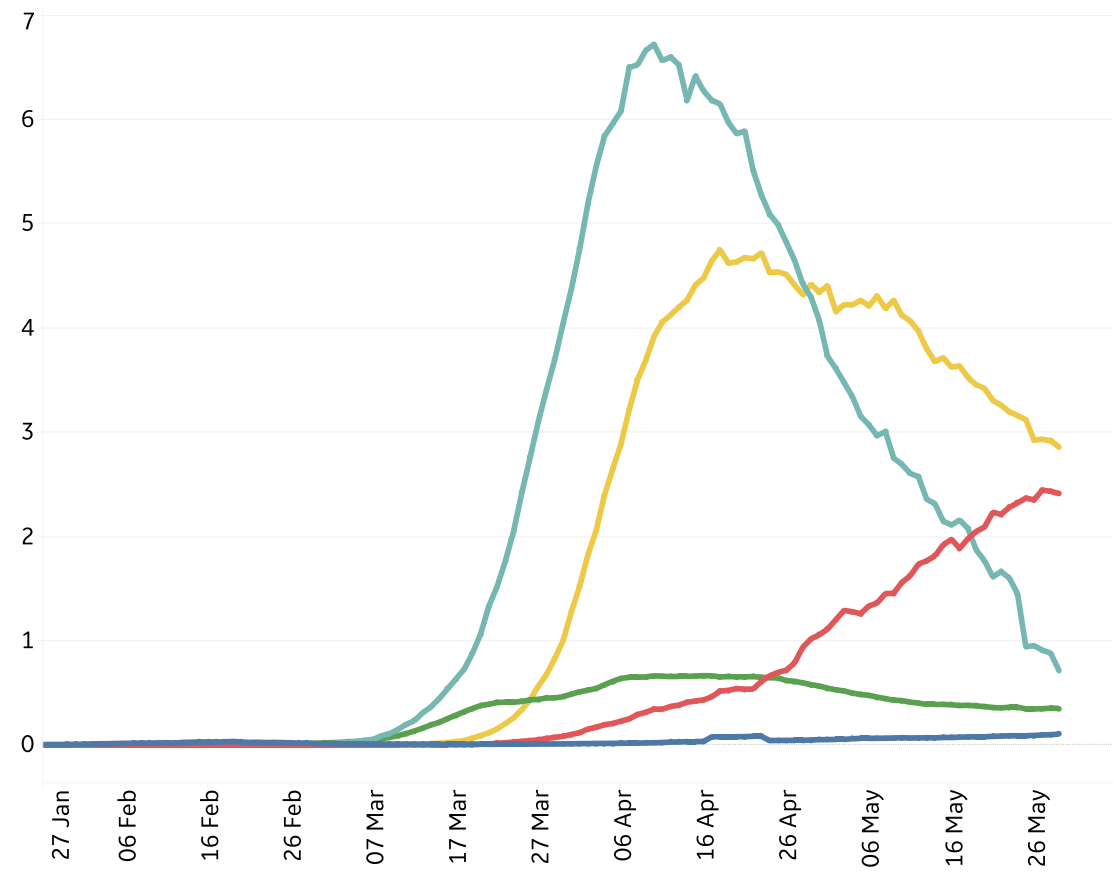
New Confirmed Cases / 1M

7-day rolling average



New Deaths / 1M

7-day rolling average





Top 50 Countries: Per 1M

1 - 25

	Active Today	Today			Total since 22 Jan		
		Confirmed	Deaths	Recovered	Total Confirmed	Total Deaths	Total Recovered
Qatar	11,200	692	1	1,807	18,364	12	7,152
US	3,736	73	4	20	5,275	311	1,228
Kuwait	3,680	251	2	134	5,897	45	2,171
UK	3,435	31	5	0	4,016	563	17
Belgium	2,843	18	4	9	5,010	814	1,353
Bahrain	2,782	233	0	165	6,141	9	3,350
Sweden	2,689	74	8	0	3,612	431	492
Chile	2,673	193	3	130	4,741	49	2,019
Belarus	2,450	96	1	77	4,314	24	1,840
Singapore	2,428	104	0	229	5,788	4	3,356
Netherlands	2,346	10	2	0	2,704	347	10
Peru	2,271	0	0	101	4,300	124	1,904
Armenia	1,775	155	2	4	2,928	40	1,113
UAE	1,599	65	0	42	3,354	26	1,729
Russia	1,535	59	2	56	2,656	30	1,091
Oman	1,446	159	0	43	1,923	8	469
France	1,383	9	1	10	2,864	440	1,041
Spain	1,306	14	0	0	5,102	580	3,216
Brazil	1,166	127	5	55	2,188	131	891
Portugal	1,143	34	1	27	3,133	136	1,855
Panama	1,081	93	1	37	2,904	76	1,747
Canada	952	25	2	25	2,409	187	1,269
Ecuador	910	6	1	44	2,186	189	1,088
Gabon	849	82	0	19	1,174	7	319
Moldova	825	42	1	38	1,957	71	1,060

26 - 50

	Active Today	Today			Total since 22 Jan		
		Confirmed	Deaths	Recovered	Total Confirmed	Total Deaths	Total Recovered
EU	780	11	1	11	2,582	283	1,519
Eq. Guinea	780	187	0	25	931	9	143
Italy	764	9	1	37	3,841	550	2,528
Saudi Arabia	698	45	0	71	2,349	13	1,638
Bolivia	658	29	1	1	748	26	64
Dom. Rep.	625	43	0	29	1,524	45	854
Guinea-Bissau	613	31	0	0	638	4	21
Serbia	525	6	0	10	1,299	28	747
Honduras	408	0	0	0	480	20	52
Turkey	375	14	0	19	1,922	53	1,494
Colombia	351	25	0	10	499	17	131
Afghanistan	312	16	0	1	351	6	32
Ukraine	302	10	0	11	522	16	204
Poland	302	9	0	4	612	28	283
Iran	286	34	1	23	1,746	91	1,368
Kazakhstan	258	19	0	8	529	2	269
Romania	255	10	1	11	987	65	667
North Macedo..	234	25	2	15	1,022	60	728
Ireland	231	7	1	0	5,038	333	4,473
South Africa	228	31	1	12	493	10	254
Argentina	224	16	0	4	341	12	106
Israel	223	13	0	11	1,963	33	1,707
Czechia	222	5	0	4	859	30	607
Guatemala	216	14	1	4	257	5	36
Total World	396	15	1	10	765	47	322

Reported fatalities in **Brazil** increased 23% in the last 5 days

Top 50 countries selected by Active Cases / 1M
Excluded countries with population < 1M



Top 50 Countries: Raw Volume

1 - 25

	Active Cases	Today			Total since 22 Jan		
		Confirmed	Deaths	Recovered	Total Confirmed	Total Deaths	Total Recovered
US	1,236,764	24,266	1,193	6,455	1,746,019	102,809	406,446
EU	347,295	4,757	390	4,796	1,149,529	125,859	676,375
Brazil	247,812	26,928	1,124	11,872	465,166	27,878	189,476
UK	233,192	2,099	324	5	272,607	38,243	1,172
Russia	223,992	8,572	232	8,264	387,623	4,374	159,257
France	90,285	559	52	612	186,923	28,717	67,921
Peru	74,889	0	0	3,349	141,779	4,099	62,791
Spain	61,067	658	2	0	238,564	27,121	150,376
Chile	51,096	3,695	54	2,483	90,638	944	38,598
Italy	46,175	516	87	2,240	232,248	33,229	152,844
Netherlands	40,200	176	28	0	46,328	5,950	178
Canada	35,941	933	81	944	90,909	7,063	47,905
Qatar	32,267	1,993	3	5,205	52,907	36	20,604
Belgium	32,949	212	42	110	58,061	9,430	15,682
Turkey	31,668	1,141	28	1,594	162,120	4,489	125,963
Sweden	27,155	749	84	0	36,476	4,350	4,971
Saudi Arabia	24,295	1,581	17	2,460	81,766	458	57,013
Iran	24,060	2,819	50	1,943	146,668	7,677	114,931
Belarus	23,150	906	5	730	40,764	224	17,390
Colombia	17,864	1,265	22	555	25,406	855	6,687
Ecuador	16,047	100	21	765	38,571	3,334	19,190
UAE	15,813	638	2	412	33,170	260	17,097
Kuwait	15,717	1,072	9	575	25,184	194	9,273
Singapore	14,206	611	0	1,337	33,860	23	19,631
South Africa	13,536	1,837	34	723	29,240	611	15,093

26 - 50

	Active Cases	Today			Total since 22 Jan		
		Confirmed	Deaths	Recovered	Total Confirmed	Total Deaths	Total Recovered
Ukraine	13,198	429	10	495	22,811	679	8,934
Afghanistan	12,154	623	11	50	13,659	246	1,259
Portugal	11,652	350	14	274	31,946	1,383	18,911
Poland	11,412	330	13	132	23,155	1,051	10,692
Argentina	10,111	717	12	171	15,419	520	4,788
Bolivia	7,682	344	7	11	8,731	300	749
Oman	7,384	811	0	219	9,820	40	2,396
Dom. Rep.	6,777	463	3	314	16,531	488	9,266
Armenia	5,259	460	7	10	8,676	120	3,297
Romania	4,905	191	13	200	18,982	1,248	12,829
Kazakhstan	4,838	356	0	157	9,932	37	5,057
Bahrain	4,734	397	0	281	10,449	15	5,700
Panama	4,665	400	6	161	12,531	326	7,540
Serbia	4,588	54	1	86	11,354	242	6,524
Honduras	4,037	0	0	0	4,752	196	519
Guatemala	3,869	259	10	83	4,607	90	648
Moldova	3,330	171	6	155	7,896	288	4,278
Czechia	2,377	56	0	40	9,196	319	6,500
Israel	1,927	115	0	97	16,987	284	14,776
Gabon	1,889	182	1	41	2,613	15	709
Guinea-Bissau	1,206	61	0	0	1,256	8	42
Ireland	1,142	35	6	0	24,876	1,645	22,089
Eq. Guinea	1,094	263	0	35	1,306	12	200
North Macedo..	487	52	5	30	2,129	126	1,516
Total World	3,065,873	115,329	4,559	77,575	5,924,275	364,867	2,493,535

Since 27 May, reported recoveries in the **US** increased 6%

Top 50 countries selected by Active Cases / 1M
Excluded countries with population < 1M

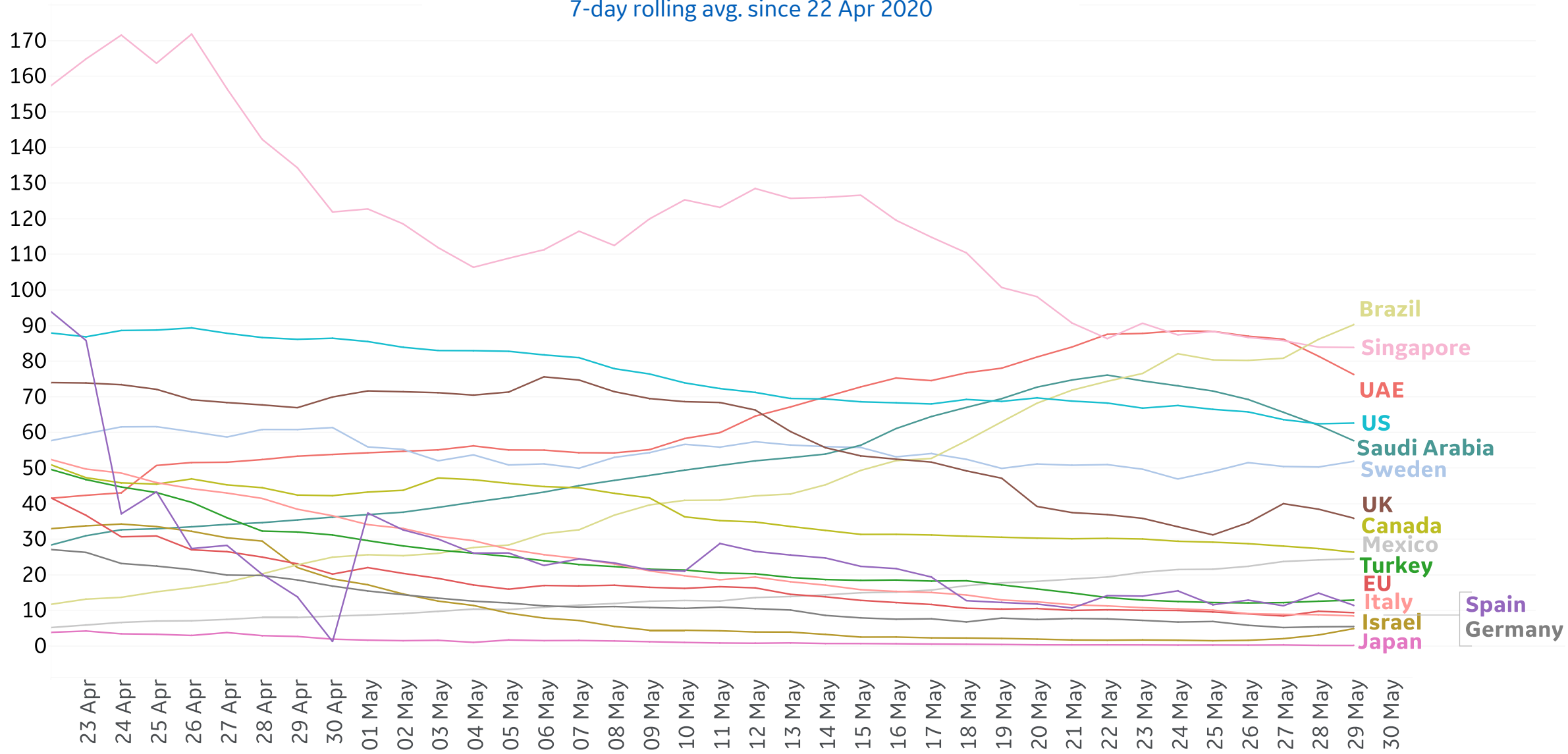


New Confirmed Cases in Select Countries



Daily New Confirmed Cases / 1M

7-day rolling avg. since 22 Apr 2020



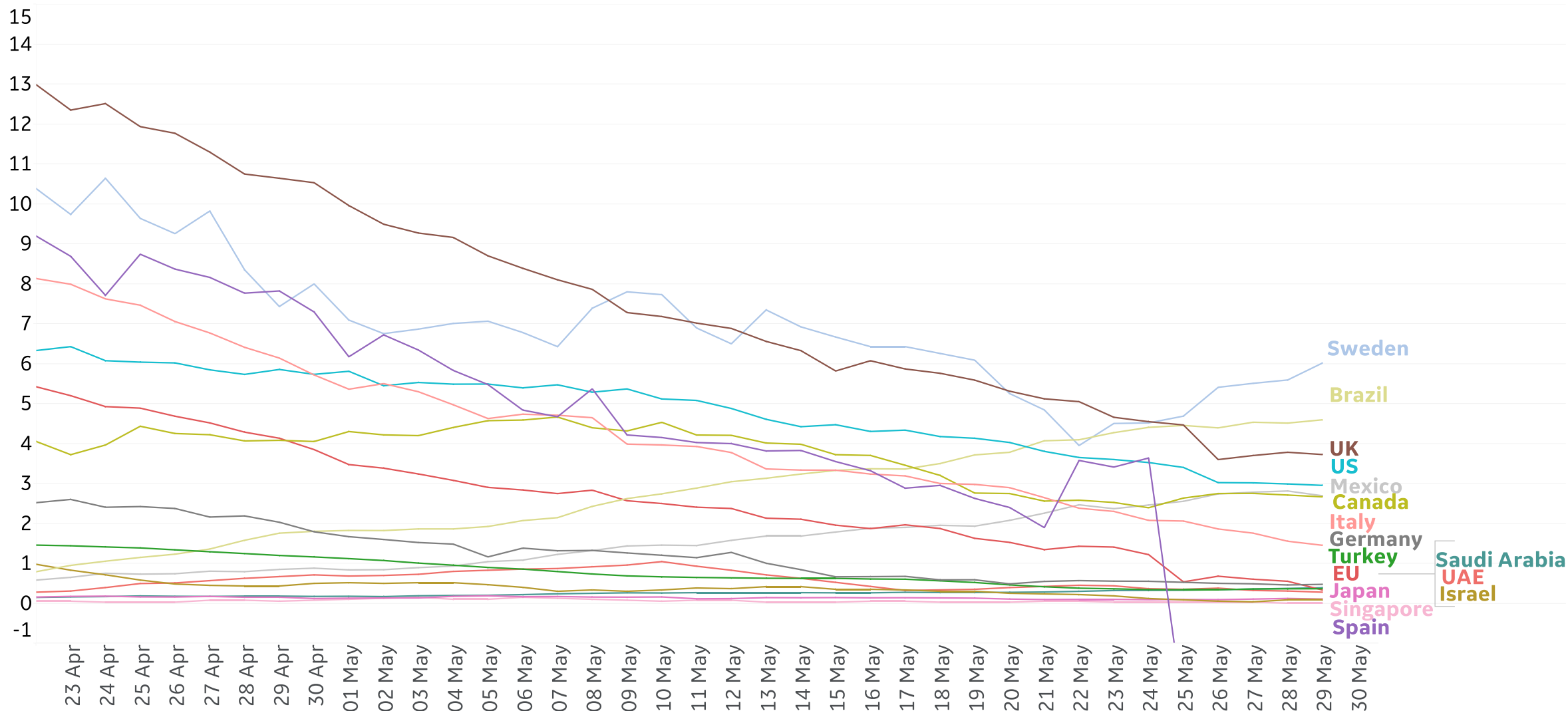


New Deaths in Select Countries



Daily New Deaths / 1M

7-day rolling avg. since 22 Apr 2020



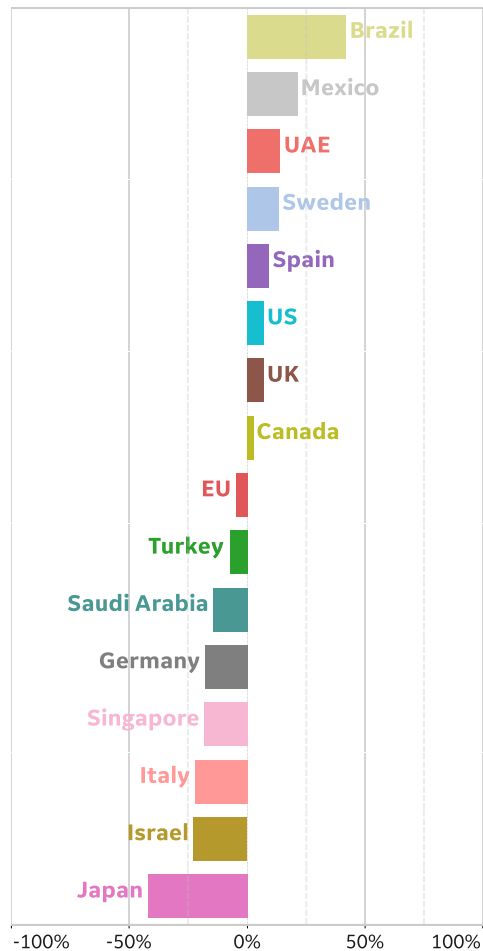


% Change in Case Volume in Select Countries

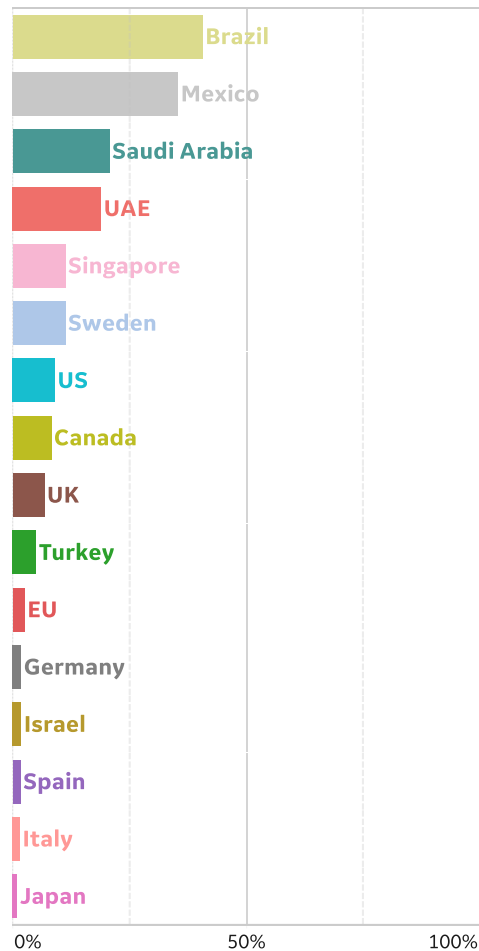


Over Previous 7 days

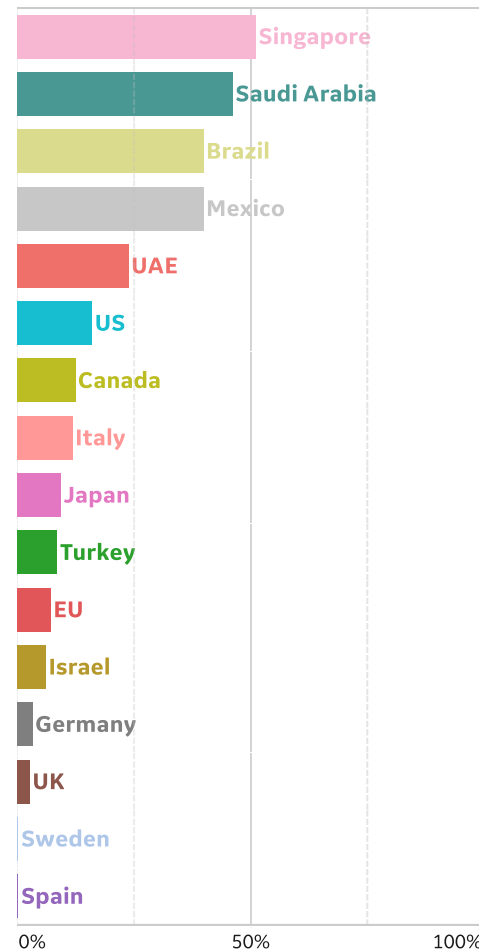
Active Cases



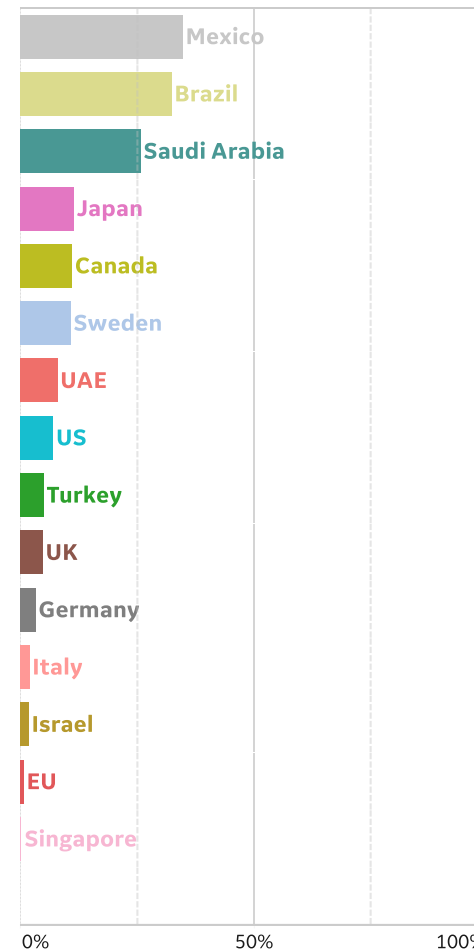
Confirmed Cases



Reported Recoveries



Reported Deaths





Per 1M in Region

	Today	Change
Active Cases	836	+0.1%
Confirmed	21 new	+1%
Deaths	1 new	+0%
Recovered	20 new	+2%

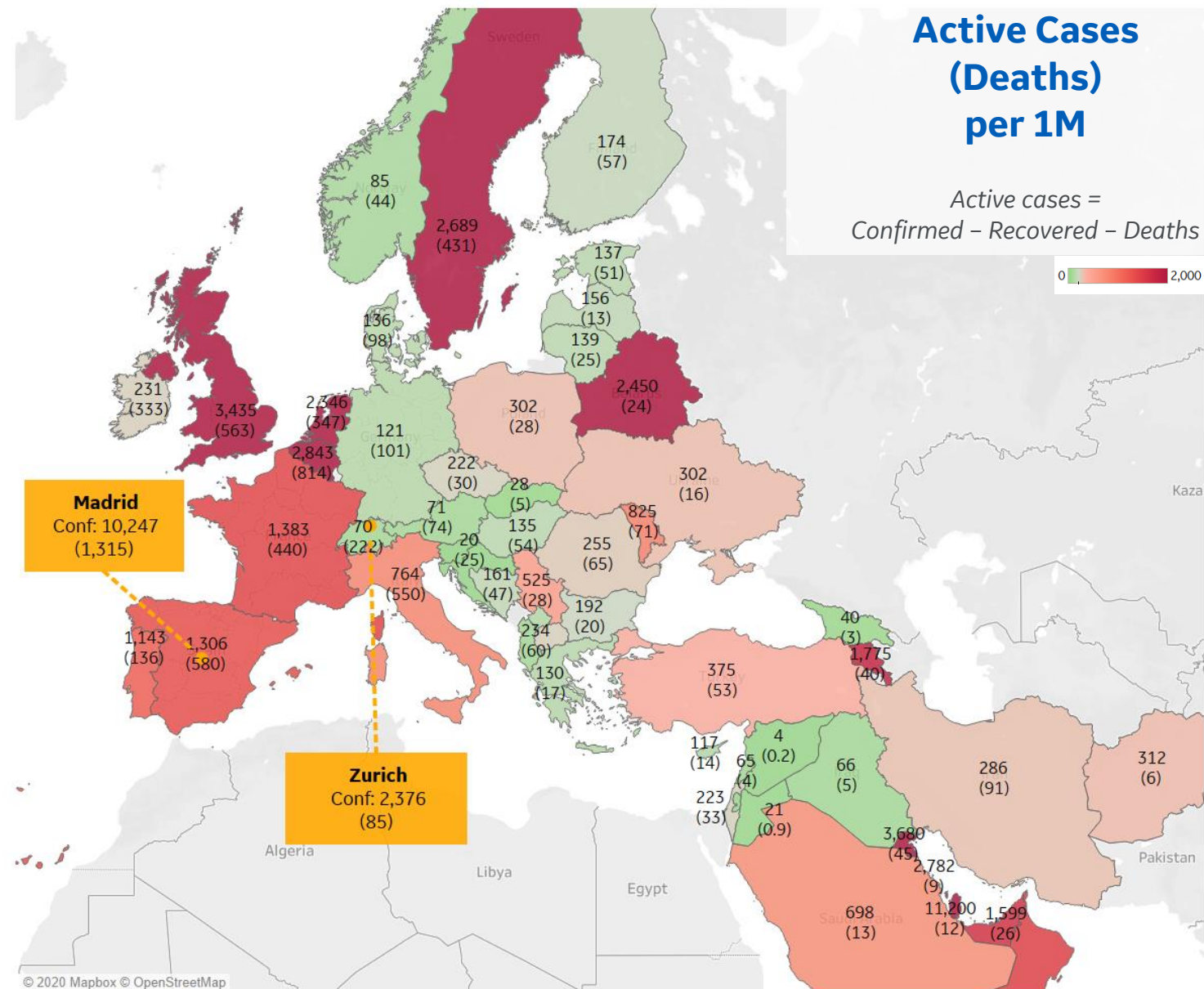
Most Active Cases per 1M

Qatar	11,200
Kuwait	3,680
UK	3,435
Belgium	2,843
Bahrain	2,782
Sweden	2,689
Belarus	2,450
Netherlands	2,346
Armenia	1,775
UAE	1,599

* Excludes regions with population < 1M

Active Cases (Deaths) per 1M

Active cases =
Confirmed - Recovered - Deaths





Per 1M in Region

	Today	Change
Active Cases	3,218	+0.8%
Confirmed	29 new	+1%
Deaths	5 new	+1%
Recovered	0 new	+0%

Most Active Cases per 1M

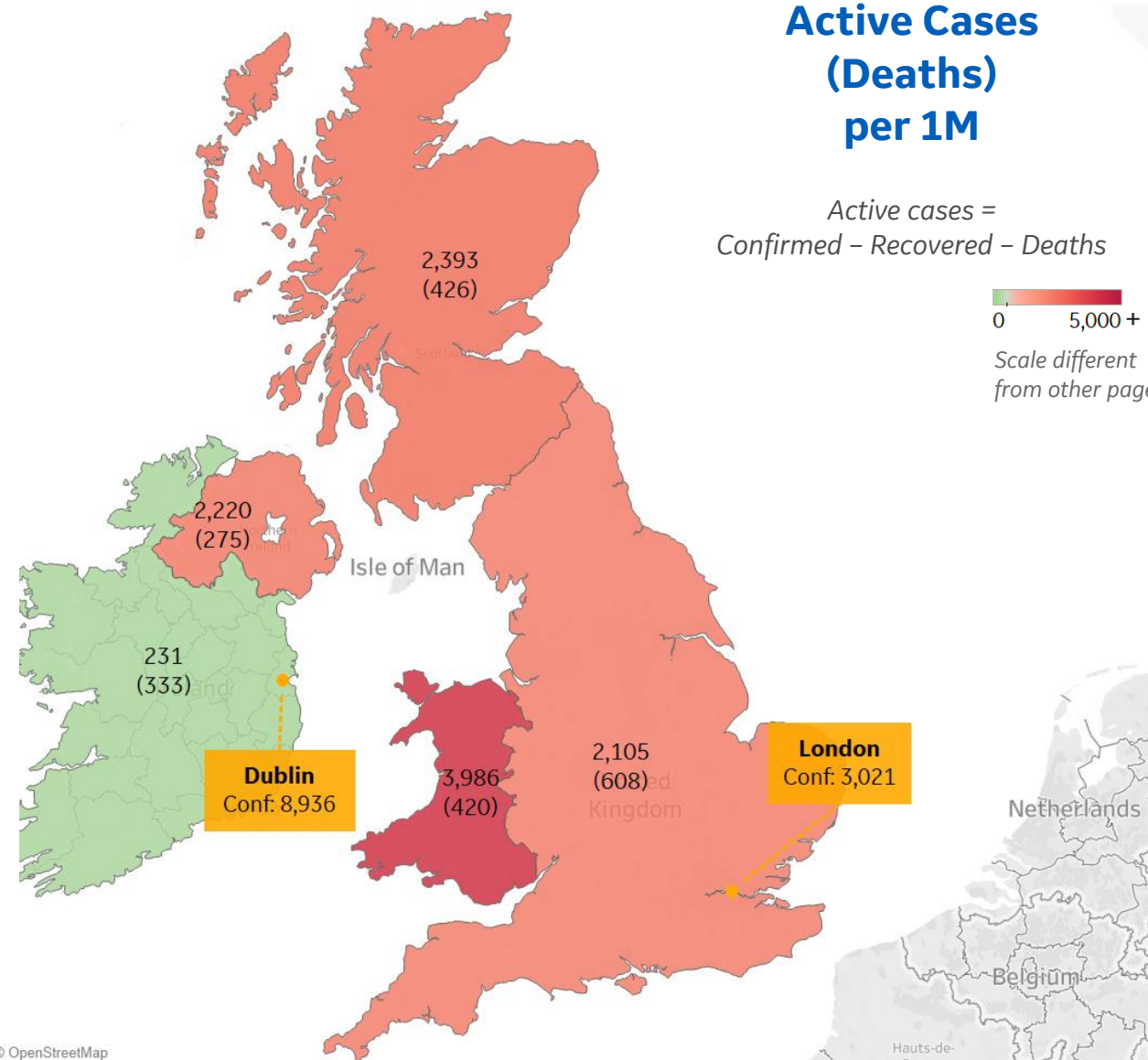
Wales	3,986
Scotland	2,393
Northern Ireland	2,220
England	2,105
Ireland	231

Active Cases (Deaths) per 1M

Active cases =
Confirmed - Recovered - Deaths

0 5,000+

Scale different from other pages



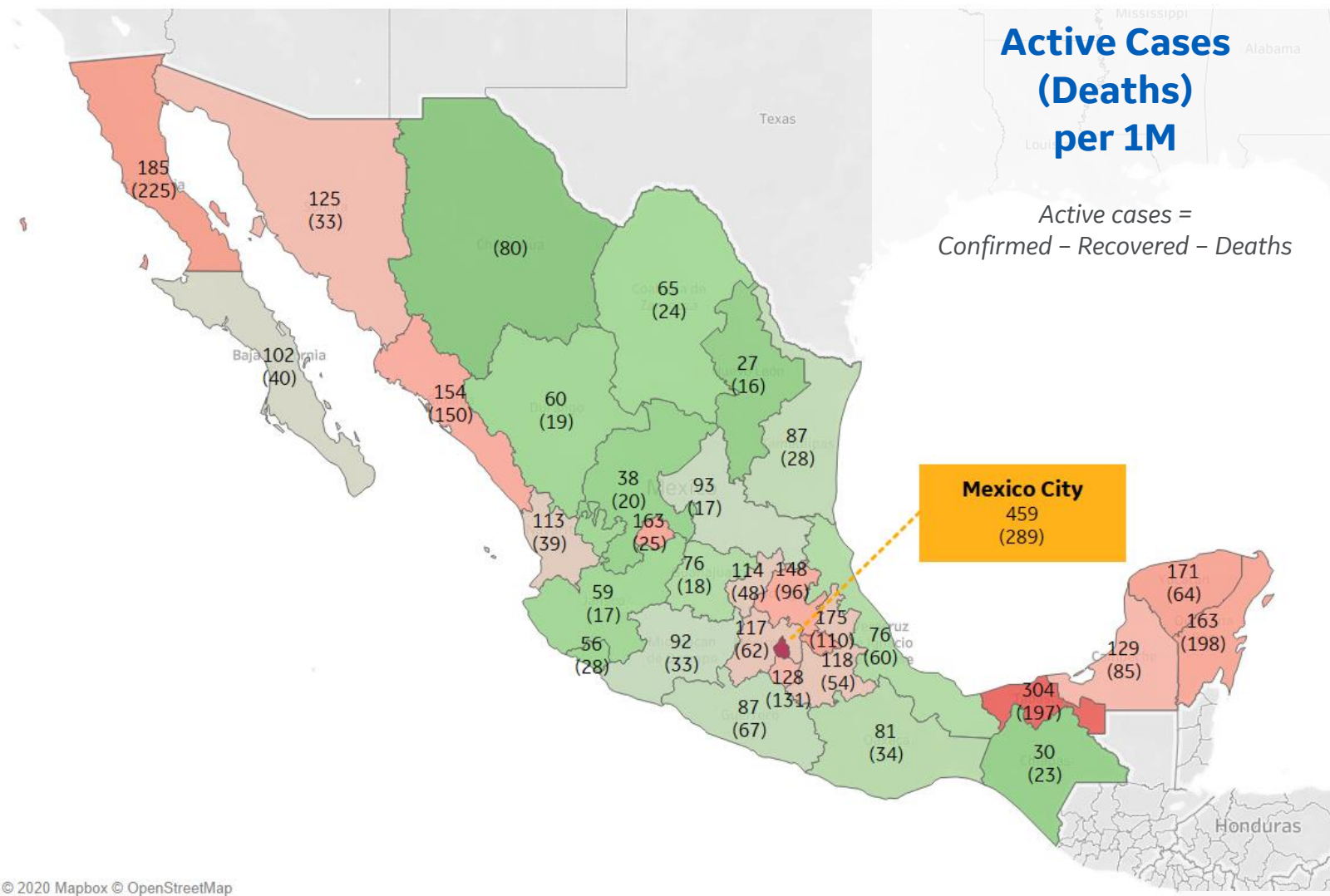


Per 1M in Region

	Today	Change
Active Cases	126	-1%
Confirmed	25 new	+4%
Deaths	3 new	+4%
Recovered	23 new	+5%

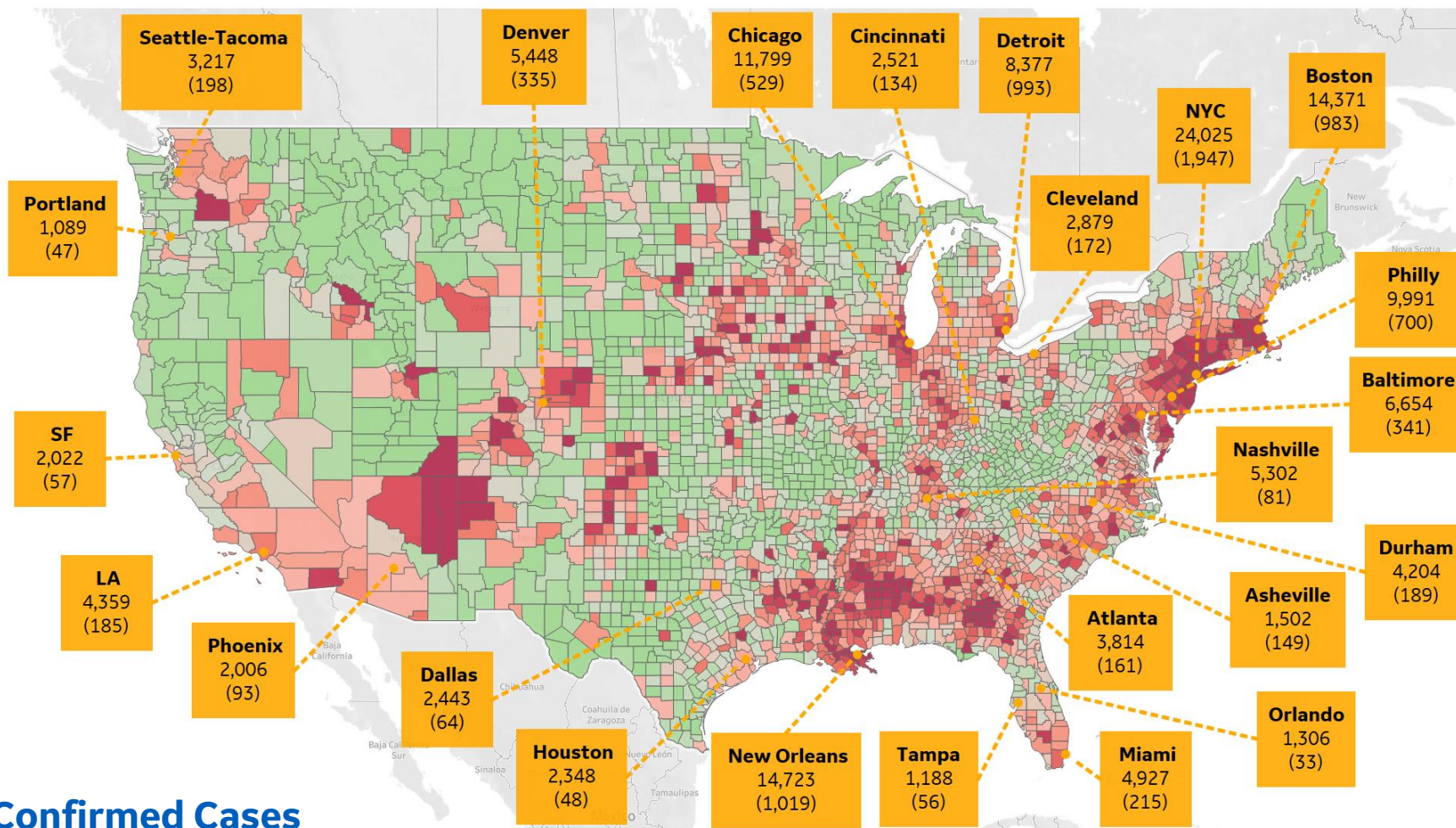
Most Active Cases per 1M

Distrito Federal	459
Tabasco	304
Baja California	185
Tlaxcala	175
Yucatan	171
Aguascalientes	163
Quintana Roo	163
Sinaloa	154
Hidalgo	148
Campeche	129



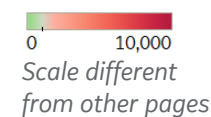


US by County & Metro, Total to Date



Confirmed Cases
(Deaths)
per 1M

Each box reports data for the Metropolitan Statistical Area of the major city listed



Top 10 Northeast Counties

Total Confirmed Cases / 1M

Rockland County, NY	39,633
Westchester County, NY	33,875
Passaic County, NJ	31,056
Nassau County, NY	29,215
Hudson County, NJ	27,853
Union County, NJ	27,215
Orange County, NY	26,344
Suffolk County, NY	26,236
New York City*	23,599
Suffolk County, MA	21,356

Top 10 Other US Counties

Total Confirmed Cases / 1M

Orleans Parish, LA	17,780
Jefferson Parish, LA	16,691
Prince George's County, MD	14,321
Cook County, IL	13,452
Wayne County, MI	11,211
District of Columbia, DC	11,150
Yakima County, WA	10,810
Lake County, IL	10,456
Kane County, IL	9,931
Prince William County, VA	9,347

Note: Includes counties ≥ 250K population

* New York City counties aggregated into one reporting area



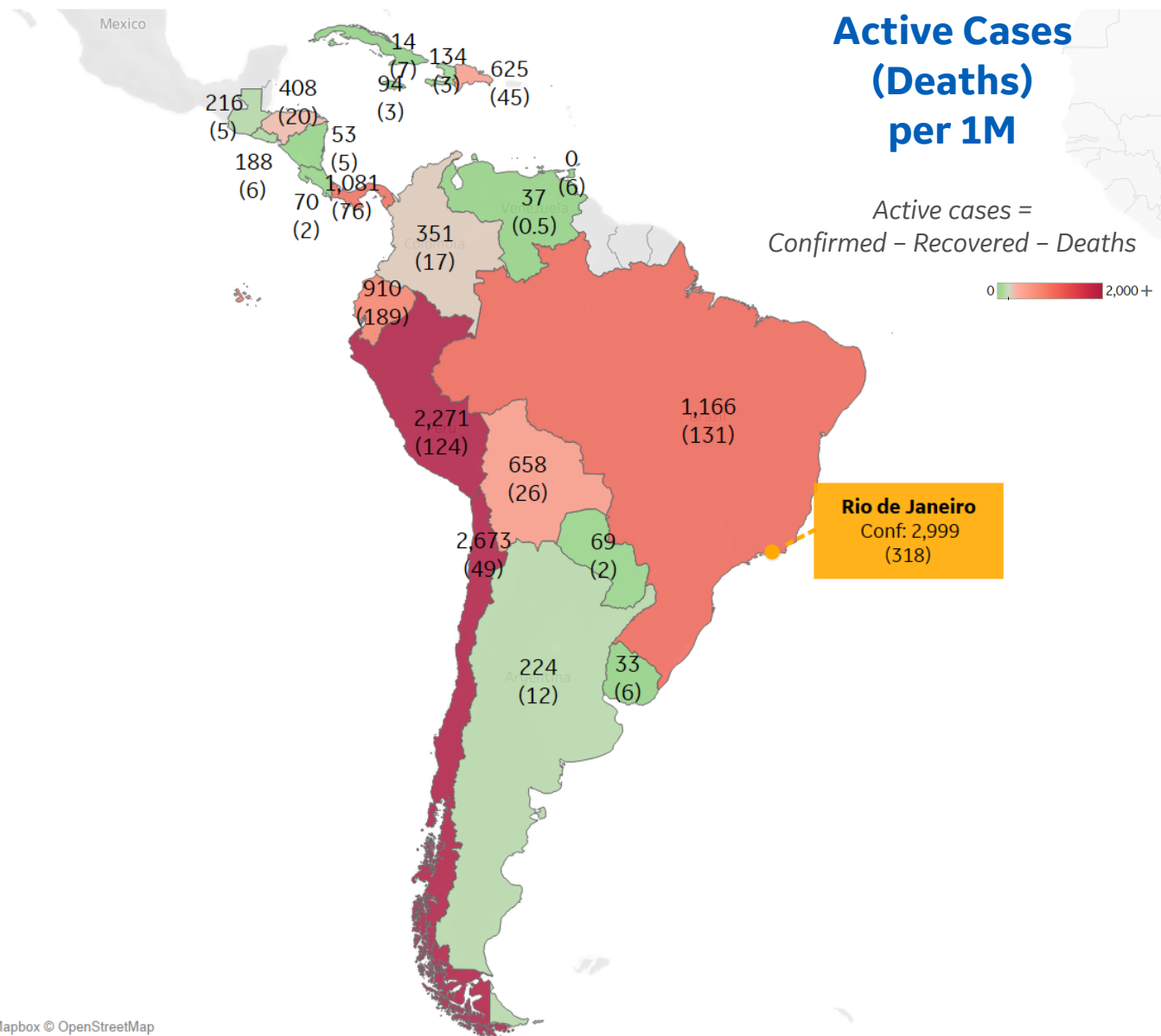
Per 1M in Region

	Today	Change
Active Cases	866	+3%
Confirmed	67 new	+4%
Deaths	2 new	+3%
Recovered	38 new	+6%

Most Active Cases per 1M

Chile	2,673
Peru	2,271
Brazil	1,166
Panama	1,081
Ecuador	910
Bolivia	658
Dom. Rep.	625
Honduras	408
Colombia	351
Argentina	224

* Excludes regions with population < 1M





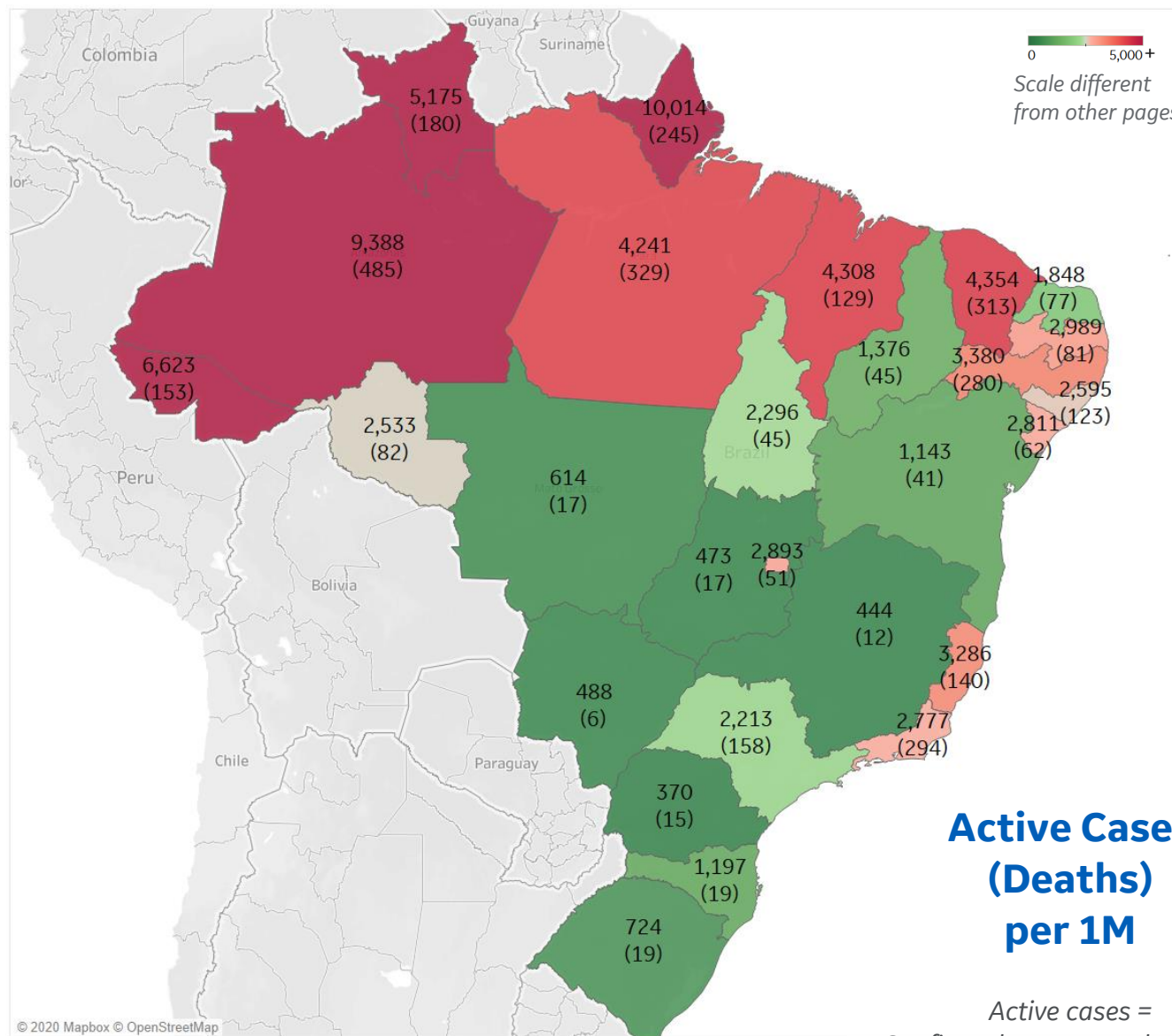
Per 1M in Region

	Today	Change
Active Cases	1,166	+6%
Confirmed	127 new	+6%
Deaths	5 new	+4%
Recovered	55 new	+7%

Most Active Cases per 1M

Amazonas	9,388
Maranhão	4,308
Pará	4,241
Ceará	4,204
Pernambuco	3,375
Espírito Santo	3,211
Paraíba	2,989
Distrito Federal	2,893
Sergipe	2,811
Rio de Janeiro	2,777

* Excludes regions with population < 1M



Active Cases (Deaths) per 1M

Active cases =
Confirmed - Recovered - Deaths



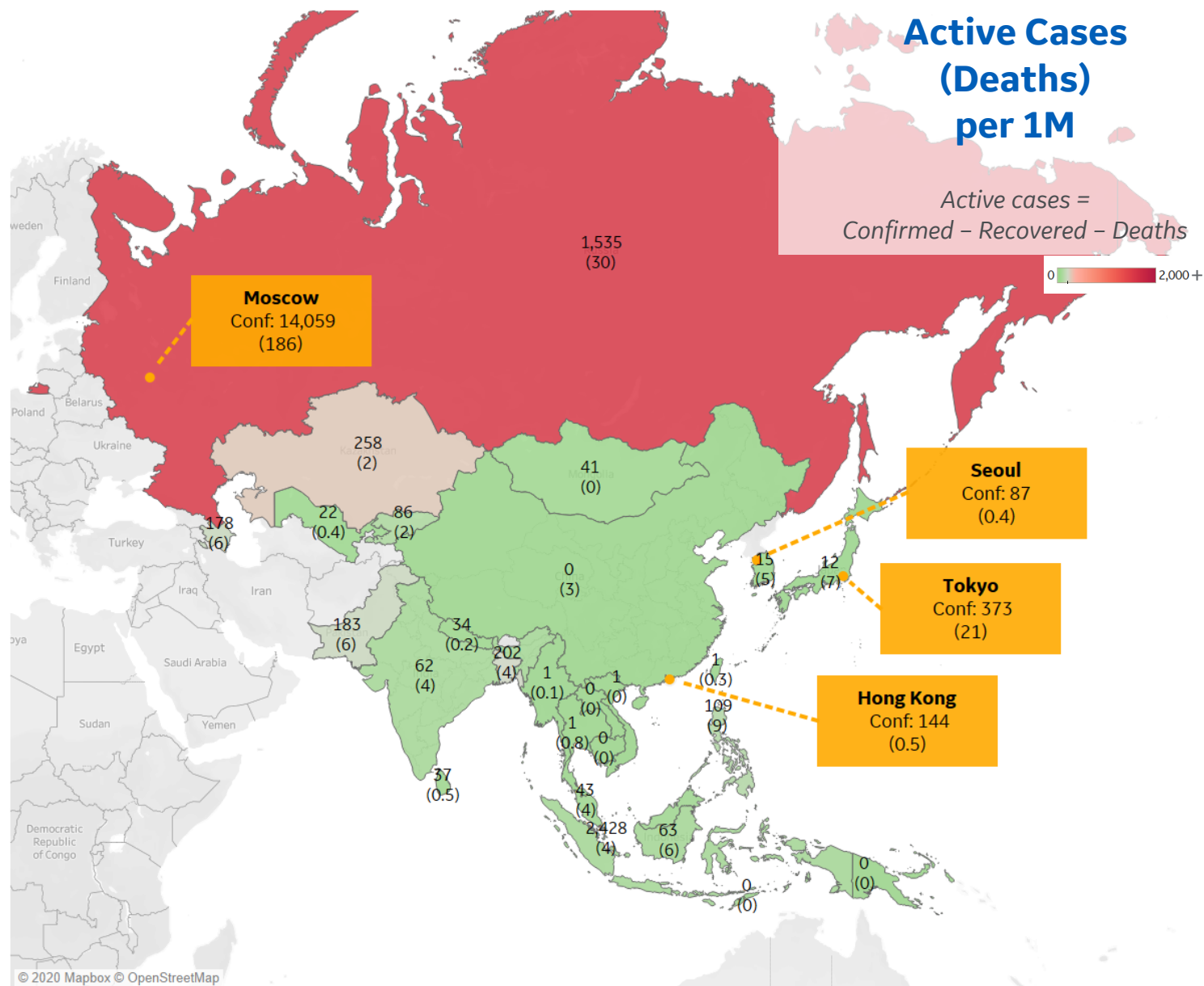
Per 1M in Region

	Today	Change
Active Cases	102	+0%
Confirmed	6 new	+3%
Deaths	0.1 new	+3%
Recovered	6 new	+6%

Most Active Cases per 1M

Singapore	2,428
Russia	1,535
Kazakhstan	258
Bangladesh	202
Pakistan	183
Azerbaijan	178
Philippines	109
Kyrgyzstan	86
Indonesia	63
India	62

* Excludes regions with population < 1M





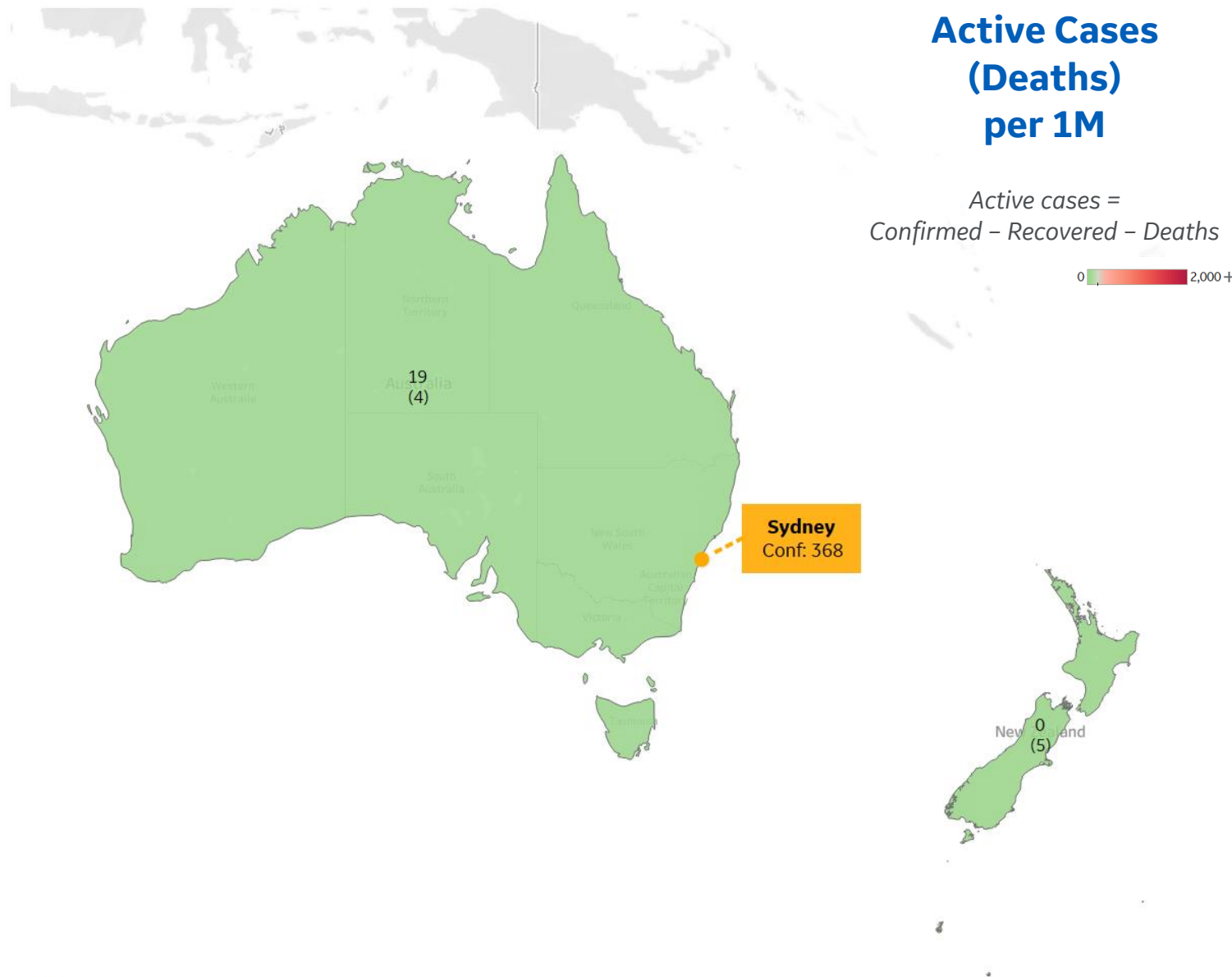
Per 1M in Region

	Today	Change
Active Cases	15	-2%
Confirmed	1 new	+0.2%
Deaths	0 new	+0%
Recovered	0 new	+0%

Most Active Cases per 1M

Australia	19
New Zealand	0

* Excludes regions with population < 1M





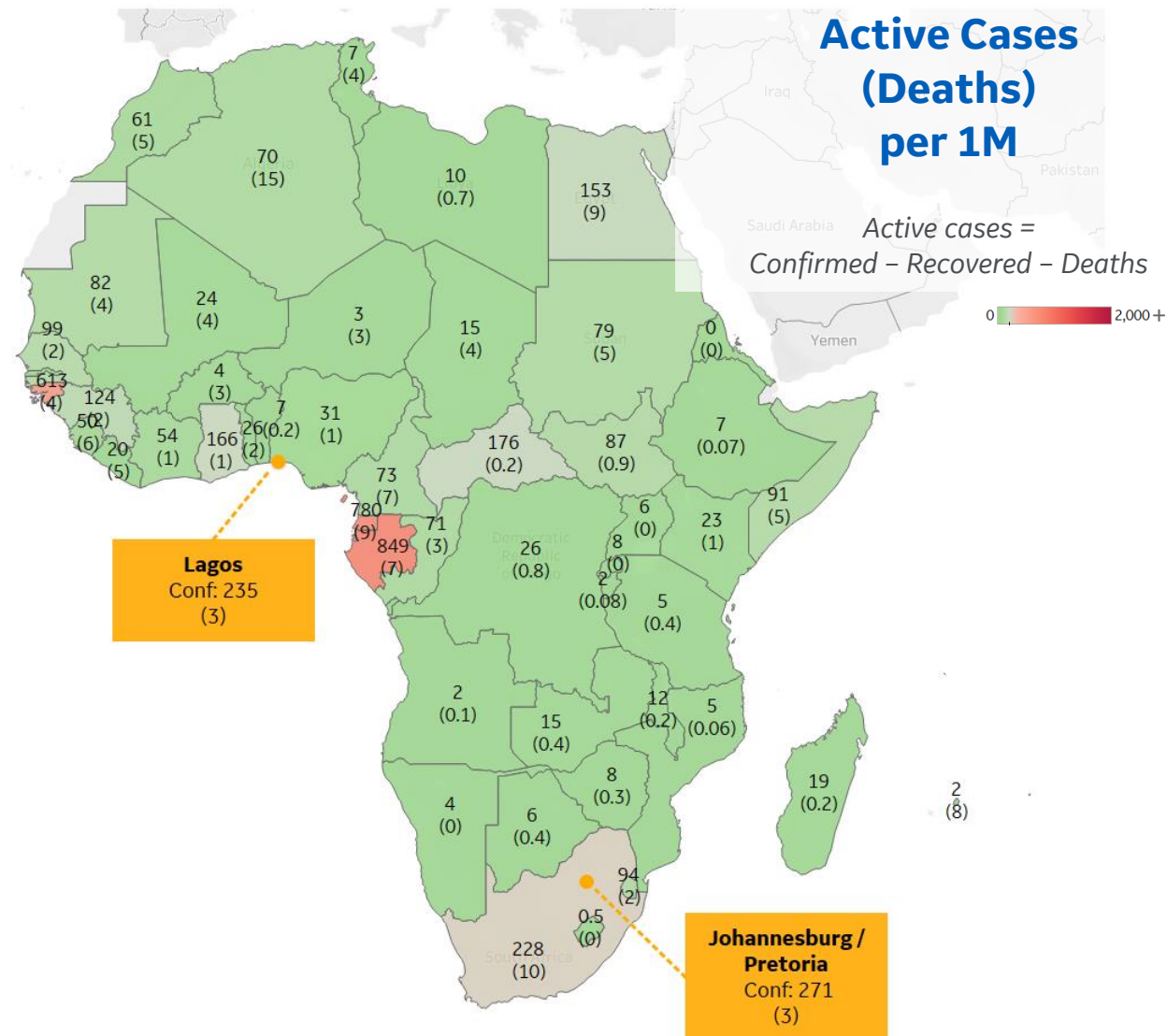
Per 1M in Region

	Today	Change
Active Cases	56	+4%
Confirmed	4 new	+5%
Deaths	0.1 new	+3%
Recovered	2 new	+5%

Most Active Cases per 1M

Gabon	849
Eq. Guinea	780
Guinea-Bissau	613
South Africa	228
Central African R..	176
Ghana	166
Egypt	153
Guinea	124
Senegal	99
Eswatini	94

* Excludes regions with population < 1M





** Per 1M = Per 1 Million Population unless otherwise noted

Johns Hopkins Coronavirus Resource Center:

<https://coronavirus.jhu.edu/map.html>

Worldometer Coronavirus Reporting:

<https://www.worldometers.info/coronavirus/>

Public Health England:

<https://www.gov.uk/government/publications/covid-19-track-coronavirus-cases>

US Department of Homeland Security, Homeland Infrastructure Foundation-Level Data:

<https://hifld-geoplatform.opendata.arcgis.com/datasets/hospitals>

City of New York, NYC Health:

<https://www1.nyc.gov/site/doh/covid/covid-19-data.page>

Chicago Coronavirus Latest Data:

<https://www.chicago.gov/city/en/sites/covid-19/home/latest-data.html>

National Health Commission of the PRC:

<http://www.nhc.gov.cn/xcs/yqtb/202003/bf66696029ba420098164607240074f8.shtml>

Korean Centers for Disease Control and Prevention:

http://www.cdc.go.kr/cdc_eng/

CDC, Severe Outcomes Among Patients with Coronavirus Disease 2019 (COVID-19):

<https://www.cdc.gov/mmwr/volumes/69/wr/mm6912e2.htm>

COVID-19 Information for Switzerland:

<https://www.corona-data.ch/>

WHO Europe, Surveillance Report:

<http://www.euro.who.int/en/health-topics/health-emergencies/coronavirus-covid-19/weekly-surveillance-report>

WHO Europe, Principles for Transition:

<http://www.euro.who.int/en/media-centre/sections/statements/2020/statement-transition-to-a-new-normal-during-the-covid-19-pandemic-must-be-guided-by-public-health-principles>

UK Office for National Statistics

<https://www.ons.gov.uk/peoplepopulationandcommunity/birthsdeathsandmarriages/deaths/bulletins/deathsregisteredweeklyinenglandandwalesprovisional/weekending24april2020>

Public Health Authority of Sweden:

<https://www.folkhalsomyndigheten.se/smittskydd-beredskap/utbrott/aktuella-utbrott/covid-19/bekraftade-fall-i-sverige>

National Public Health Agency of France:

<https://www.santepubliquefrance.fr/regions/ile-de-france/documents/bulletin-regional/2020/covid-19-point-epidemiologique-en-ile-de-france-du-23-avril-2020>

Italian Department of Civil Protection, COVID Monitoring:

<http://opendatadpc.maps.arcgis.com/apps/opsdashboard/index.html#/b0c68bce2cce478eaac82fe38d4138b1>

The COVID Tracking Project:

<https://covidtracking.com/data/>

CIA World Factbook:

<https://www.cia.gov/library/publications/resources/the-world-factbook/>

Italian Ministry of Health:

<http://www.salute.gov.it/portale/nuovocoronavirus/dettaglioContenutiNuovoCoronavirus.jsp?lingua=italiano&id=5351&area=nuovoCoronavirus&menu=vuoto>

New South Wales Government:

<https://www.health.nsw.gov.au/Infectious/diseases/Pages/covid-19-latest.aspx>

Provincial Health Services Authority of Canada, BC Center for Disease Control:

<http://www.bccdc.ca/about/news-stories/stories/2020/information-on-novel-coronavirus>

Coronavirus Cases in Japan by Prefecture, Nippon Communications Foundation:

<https://www.nippon.com/en/japan-data/h00657/coronavirus-cases-in-japan-by-prefecture.html>

Coordination Center for Health Emergencies, Spain:

https://www.msccbs.gob.es/profesionales/saludPublica/ccayes/alertasActual/nCov-China/documentos/Actualizacion_78_COVID-19.pdf

CDC, National Vital Statistics Reports:

https://www.cdc.gov/nchs/data/nvsr/nvsr68/nvsr68_06-508.pdf

Secretary of Health, Mexico:

<https://www.gob.mx/salud/en>

Nursing Homes Sources:

Minnesota

<https://www.health.state.mn.us/diseases/coronavirus/situation.html>

Rhode Island

<https://ri-department-of-health-covid-19-data-rihealth.hub.arcgis.com/>

NYS

https://www.health.ny.gov/statistics/diseases/covid-19/fatalities_nursing_home_acf.pdf

NJ

https://www.nj.gov/health/cd/topics/covid2019_dashboard.shtml

Pennsylvania

https://www.health.pa.gov/topics/Documents/Diseases%20and%20Conditions/COVID-19%20LTCF%20Data_5-26-20.pdf

Massachusetts

<https://www.mass.gov/info-details/covid-19-response-reporting#nursing-home-accountability-and-support-reporting>

California

https://www.cdph.ca.gov/Programs/CID/DCDC/Pages/COVID-19/SNFsCOVID_19.aspx

Georgia

<https://dch.georgia.gov/announcement/2020-05-26/long-term-care-facility-covid-19-report>

DC

<https://coronavirus.dc.gov/page/coronavirus-data>

Colorado

https://www.cdph.ca.gov/Programs/CID/DCDC/Pages/COVID-19/SNFsCOVID_19.aspx

Indiana

<https://www.coronavirus.in.gov/2393.htm>

Iowa

<https://coronavirus.iowa.gov/pages/long-term-care>

Kentucky

<https://chfs.ky.gov/agencies/dph/covid19/LTCupdate.pdf>

Kansas, Louisiana, Maryland, Nebraska, Nevada, North Carolina, Ohio, Oklahoma, Oregon, Rhode Island, South Carolina, Texas, Utah, Virginia

<https://www.kff.org/health-costs/issue-brief/state-data-and-policy-actions-to-address-coronavirus/>