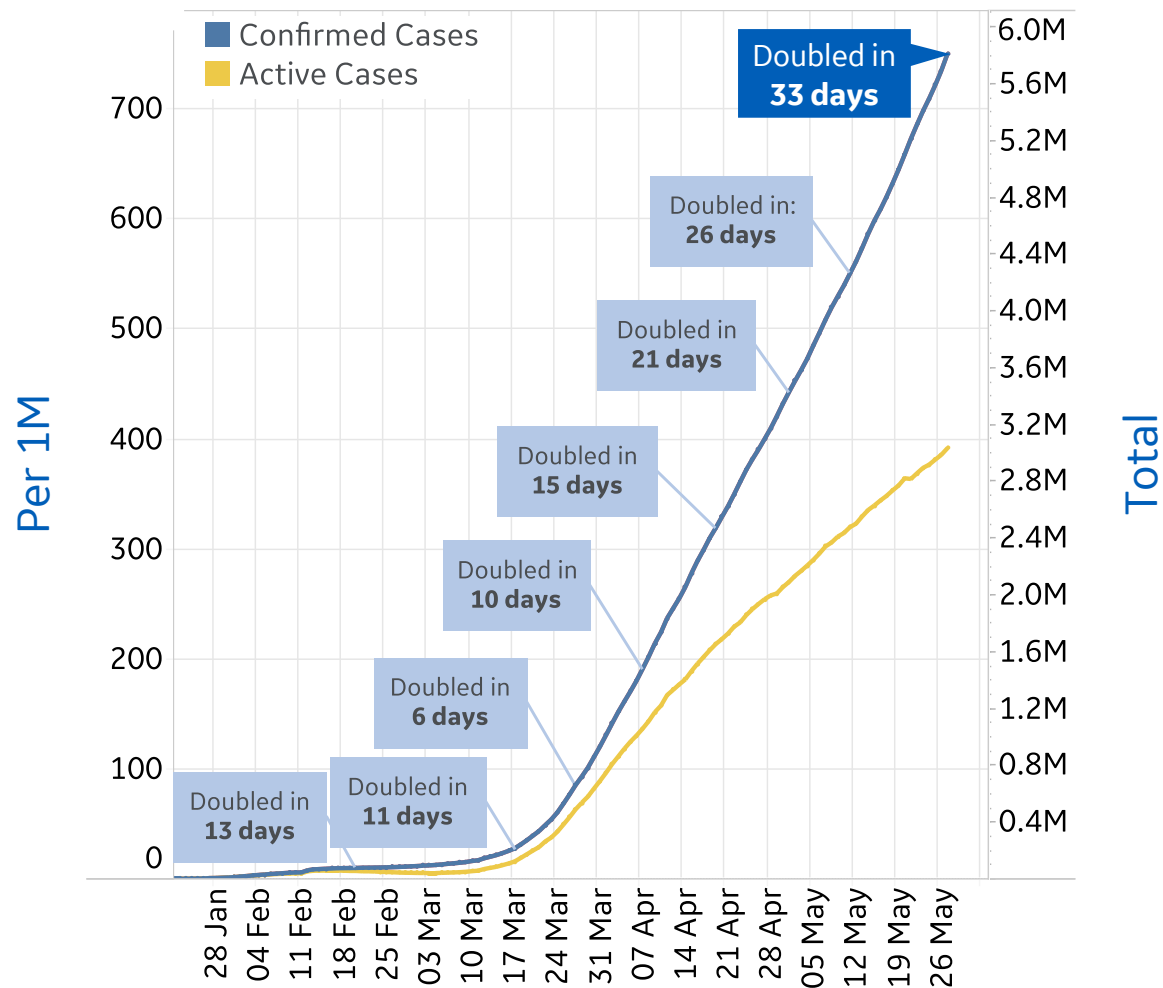




# Global Confirmed & Active Cases

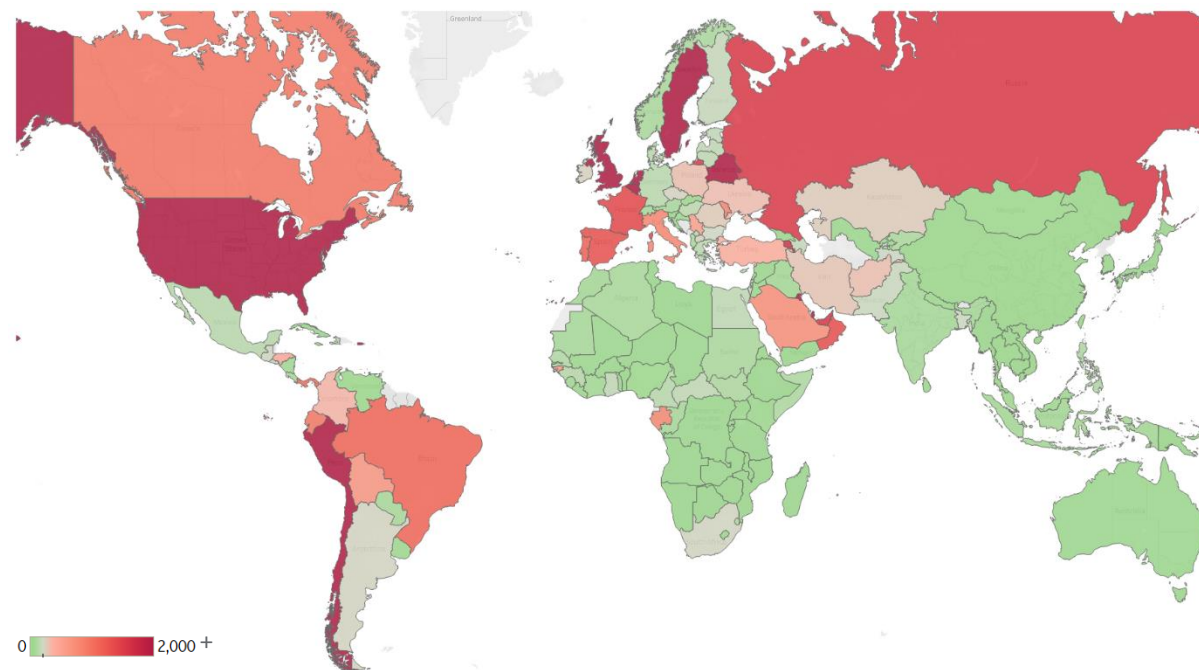


## Trend since 22 Jan



## Today per 1M

Active cases = Confirmed - Recovered - Deaths



Per 1M:	Today	Change
Active Today	392	+2%
Active	6 new	+2%
Confirmed	15 new	+2%
Deaths	1 new	+1%
Recovered	9 new	+3%



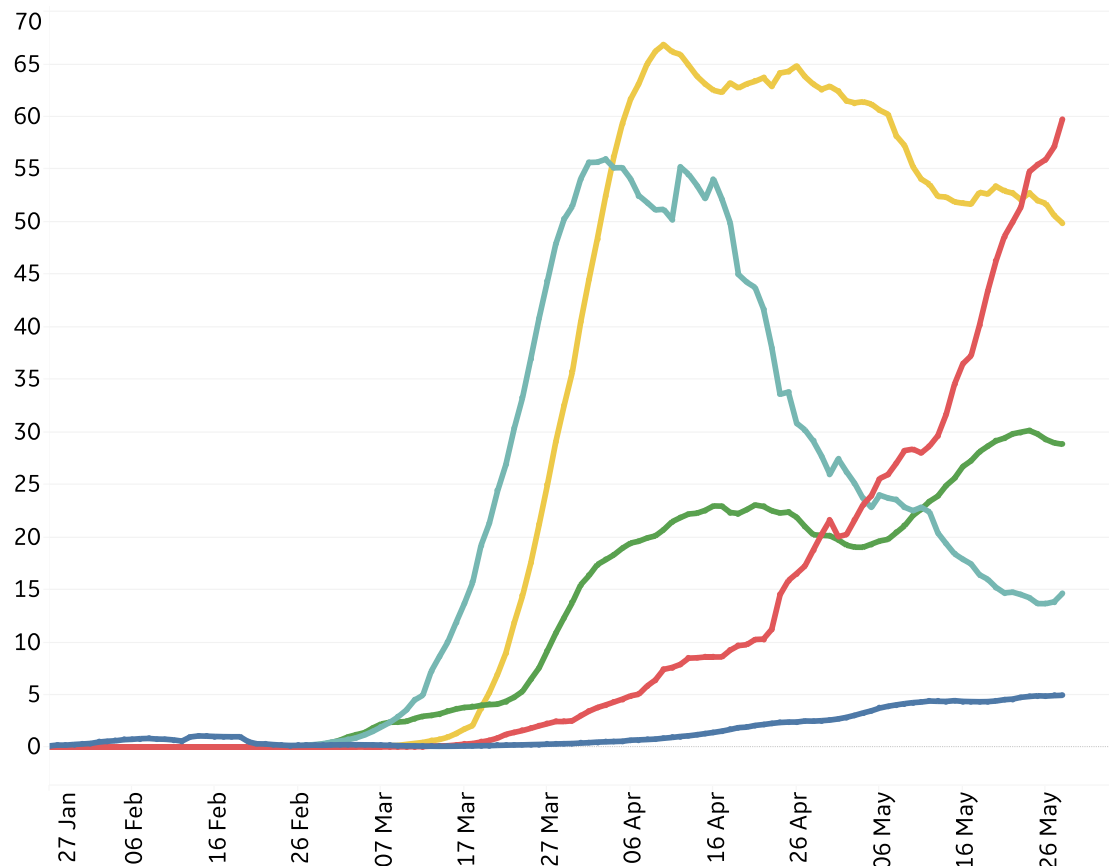
# New Confirmed Cases & New Deaths



Key **North America** **Europe** **Middle East** **Central/South America** **Asia**

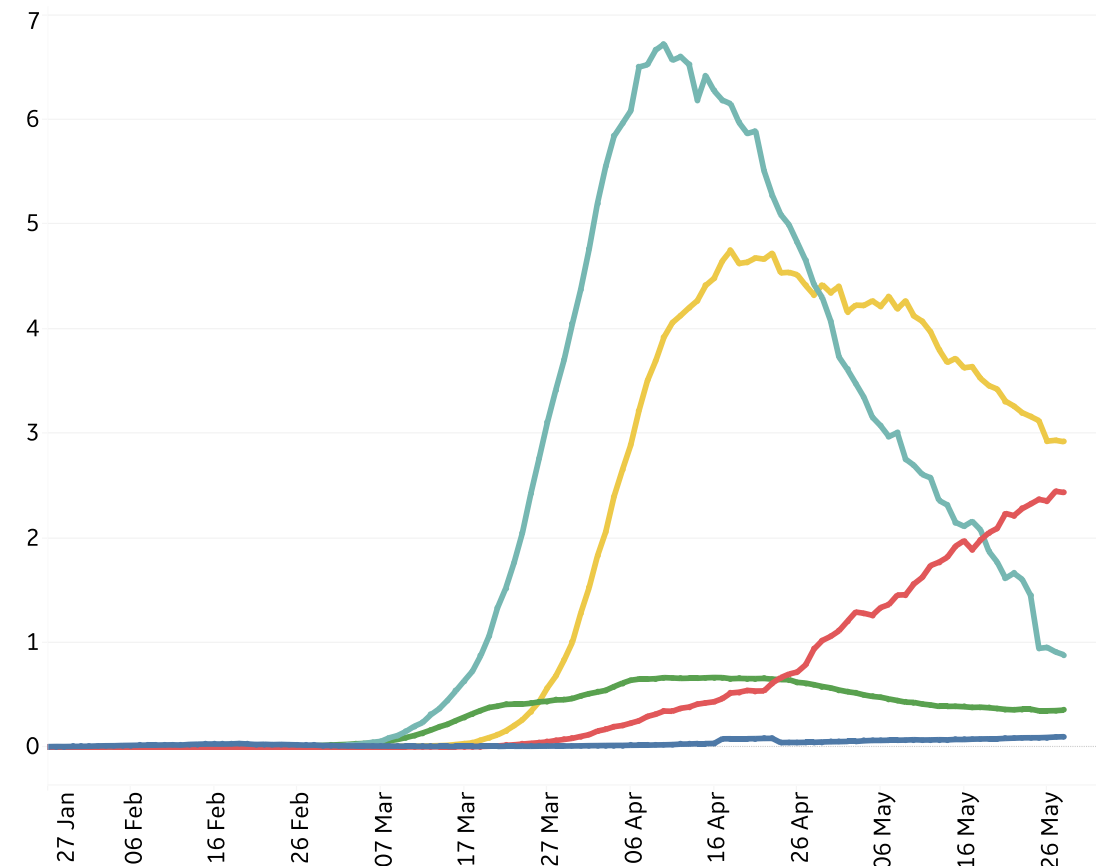
## New Confirmed Cases / 1M

7-day rolling average



## New Deaths / 1M

7-day rolling average





# Top 50 Countries: Per 1M

## 1 - 25

	Active Today	Today			Total since 22 Jan		
		Confirmed	Deaths	Recovered	Total Confirmed	Total Deaths	Total Recovered
Qatar	12,316	683	1	735	17,672	11	5,345
US	3,686	68	4	25	5,202	307	1,208
Kuwait	3,566	198	2	176	5,646	43	2,037
UK	3,409	28	6	0	3,985	559	17
Belgium	2,838	22	2	10	4,991	810	1,344
Bahrain	2,714	212	0	157	5,907	9	3,185
Sweden	2,623	63	5	0	3,538	422	492
Chile	2,612	243	3	134	4,548	47	1,889
Singapore	2,552	64	0	174	5,683	4	3,127
Belarus	2,432	95	1	78	4,218	23	1,763
Peru	2,373	178	4	99	4,300	124	1,803
Netherlands	2,337	11	2	0	2,693	346	10
Armenia	1,625	149	5	11	2,773	38	1,109
UAE	1,576	57	0	32	3,289	26	1,687
Russia	1,534	57	1	61	2,597	28	1,035
France	1,385	51	1	9	2,855	439	1,031
Oman	1,330	125	0	0	1,764	8	426
Spain	1,292	35	0	0	5,088	580	3,216
Portugal	1,137	30	1	28	3,099	134	1,828
Brazil	1,100	124	5	52	2,062	126	836
Panama	1,027	93	1	0	2,812	74	1,710
Canada	955	26	3	19	2,384	185	1,244
Ecuador	948	21	2	0	2,181	188	1,044
Moldova	823	47	2	59	1,915	70	1,022
Italy	794	10	1	58	3,833	548	2,491

## 26 - 50

	Active Today	Today			Total since 22 Jan		
		Confirmed	Deaths	Recovered	Total Confirmed	Total Deaths	Total Recovered
Gabon	786	50	0	16	1,092	6	300
EU	781	19	1	15	2,571	282	1,508
Saudi Arabia	724	47	0	101	2,303	13	1,567
Bolivia	630	53	1	4	718	25	63
Eq. Guinea	617	0	0	0	743	9	118
Dom. Rep.	611	32	1	15	1,481	45	825
Guinea-Bissau	582	0	1	0	607	4	21
Serbia	529	3	0	19	1,293	28	737
Honduras	408	11	0	1	480	20	52
Turkey	381	14	0	19	1,909	53	1,475
Colombia	338	1	1	1	474	16	121
Ukraine	304	11	0	10	512	15	193
Afghanistan	298	15	0	2	335	6	31
Poland	297	9	0	6	603	27	279
Iran	277	27	1	21	1,713	91	1,345
Romania	256	10	0	24	977	64	656
Kazakhstan	247	14	0	7	510	2	261
North Macedo..	226	18	1	7	997	58	713
Ireland	225	8	2	0	5,031	332	4,473
Israel	221	9	0	13	1,949	33	1,696
Czechia	220	5	0	8	853	30	603
Argentina	212	17	0	6	325	11	102
South Africa	210	25	0	15	462	10	242
Guatemala	207	11	1	4	243	4	32
Total World	392	15	1	9	750	47	312

Daily new confirmed cases in **Mexico** increased by 36% in the last 7 days

Top 50 countries selected by Active Cases / 1M  
Excluded countries with population < 1M



# Top 50 Countries: Raw Volume

## 1 - 25

	Active Cases	Today			Total since 22 Jan		
		Confirmed	Deaths	Recovered	Total Confirmed	Total Deaths	Total Recovered
US	1,220,146	22,577	1,199	8,483	1,721,753	101,616	399,991
EU	347,724	8,469	360	6,803	1,144,772	125,469	671,579
UK	231,422	1,889	377	1	270,508	37,919	1,167
Brazil	233,880	26,417	1,156	10,957	438,238	26,754	177,604
Russia	223,916	8,371	174	8,785	379,051	4,142	150,993
France	90,390	3,326	66	607	186,364	28,665	67,309
Peru	78,238	5,874	116	3,273	141,779	4,099	59,442
Spain	60,411	1,647	2	0	237,906	27,119	150,376
Italy	47,986	593	70	3,503	231,732	33,142	150,604
Chile	49,938	4,654	49	2,575	86,943	890	36,115
Netherlands	40,052	182	32	1	46,152	5,922	178
Canada	36,033	987	106	713	89,976	6,982	46,961
Qatar	35,482	1,967	3	2,116	50,914	33	15,399
Belgium	32,889	257	24	107	57,849	9,388	15,572
Turkey	32,149	1,182	30	1,576	160,979	4,461	124,369
Sweden	26,490	639	46	0	35,727	4,266	4,971
Saudi Arabia	25,191	1,644	16	3,531	80,185	441	54,553
Iran	23,234	2,258	63	1,812	143,849	7,627	112,988
Belarus	22,979	902	5	737	39,858	219	16,660
Colombia	17,176	37	30	21	24,141	833	6,132
Ecuador	16,733	368	38	0	38,471	3,313	18,425
UAE	15,589	563	3	314	32,532	258	16,685
Singapore	14,932	373	0	1,018	33,249	23	18,294
Kuwait	15,229	845	10	752	24,112	185	8,698
Ukraine	13,274	477	11	444	22,382	669	8,439

## 26 - 50

	Active Cases	Today			Total since 22 Jan		
		Confirmed	Deaths	Recovered	Total Confirmed	Total Deaths	Total Recovered
South Africa	12,456	1,466	25	919	27,403	577	14,370
Afghanistan	11,592	580	8	71	13,036	235	1,209
Portugal	11,590	304	13	288	31,596	1,369	18,637
Poland	11,227	352	10	230	22,825	1,038	10,560
Argentina	9,577	769	8	268	14,702	508	4,617
Bolivia	7,356	619	13	49	8,387	293	738
Oman	6,792	636	1	0	9,009	40	2,177
Dom. Rep.	6,631	345	11	162	16,068	485	8,952
Romania	4,927	197	8	467	18,791	1,235	12,629
Armenia	4,816	442	15	32	8,216	113	3,287
Kazakhstan	4,639	272	0	132	9,576	37	4,900
Serbia	4,621	25	1	161	11,300	241	6,438
Bahrain	4,618	360	0	267	10,052	15	5,419
Panama	4,432	403	5	0	12,131	320	7,379
Honduras	4,037	112	2	13	4,752	196	519
Guatemala	3,703	203	12	72	4,348	80	565
Moldova	3,320	188	8	239	7,725	282	4,123
Czechia	2,361	54	2	90	9,140	319	6,460
Israel	1,909	79	3	109	16,872	284	14,679
Gabon	1,749	112	0	37	2,431	14	668
Guinea-Bissau	1,145	0	1	0	1,195	8	42
Ireland	1,113	38	8	0	24,841	1,639	22,089
Eq. Guinea	866	0	0	0	1,043	12	165
North Macedo..	470	38	2	16	2,077	121	1,486
<b>Total World</b>	<b>3,032,678</b>	<b>117,156</b>	<b>4,680</b>	<b>65,872</b>	<b>5,808,946</b>	<b>360,308</b>	<b>2,415,960</b>

Since 21 May, daily reported deaths in **Saudi Arabia** increased by 25%

Top 50 countries selected by Active Cases / 1M  
Excluded countries with population < 1M



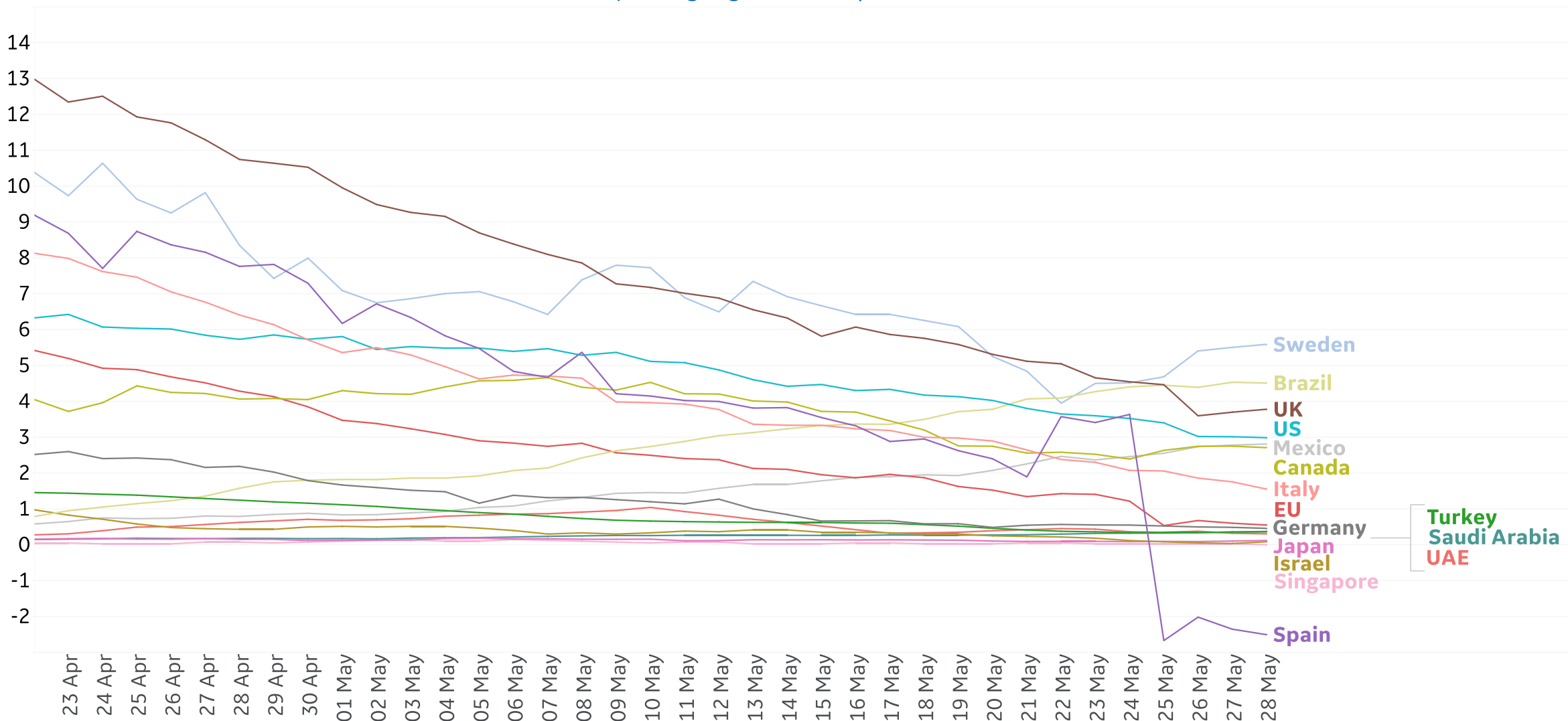


# New Deaths in Select Countries



## Daily New Deaths / 1M

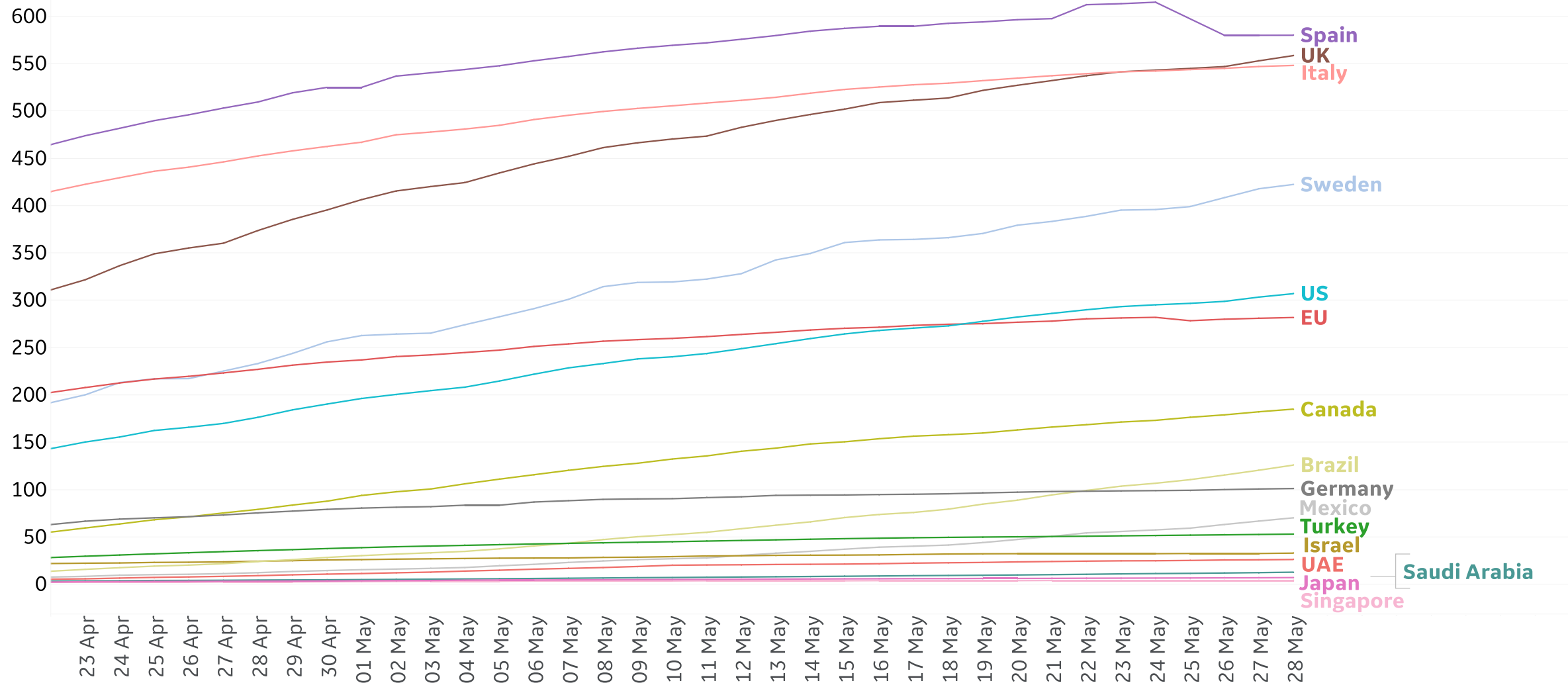
7-day rolling avg. since 22 Apr 2020





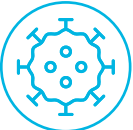
# Cumulative Deaths in Select Countries

### Cumulative Deaths / 1M Since 22 Apr 2020





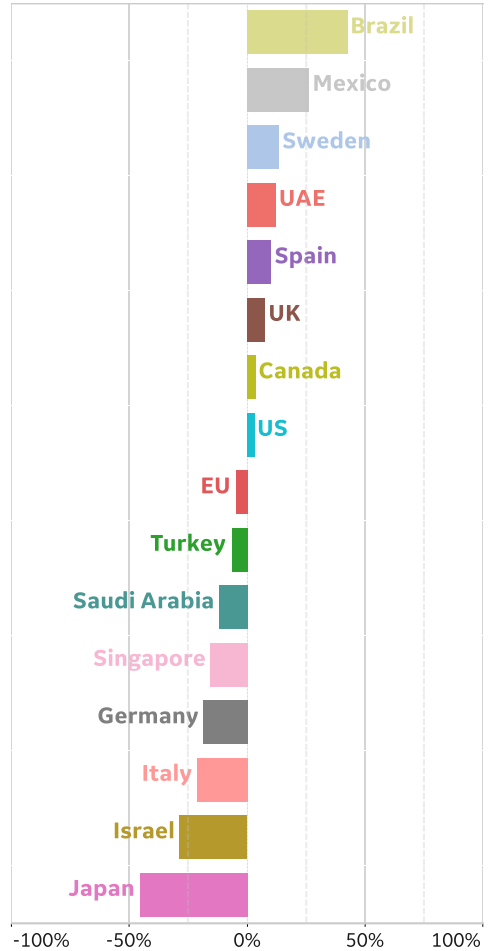




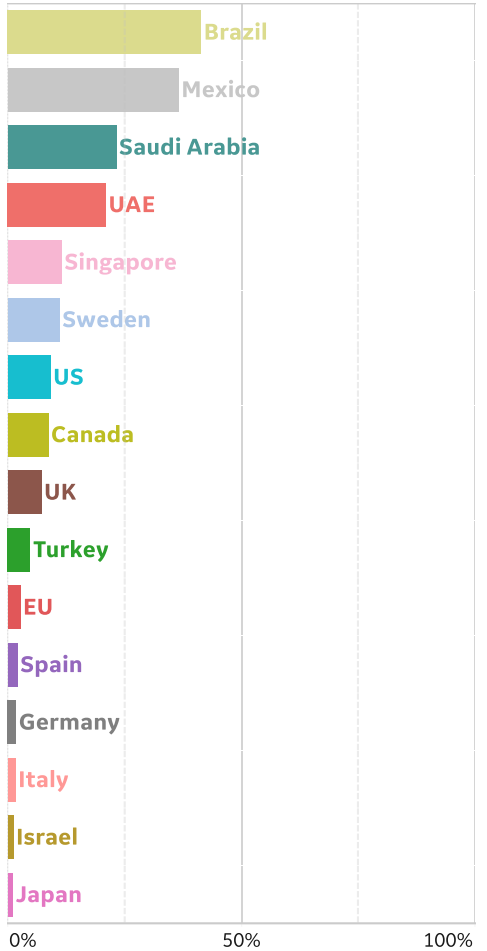
# % Change in Case Volume in Select Countries

## Over Previous 7 days

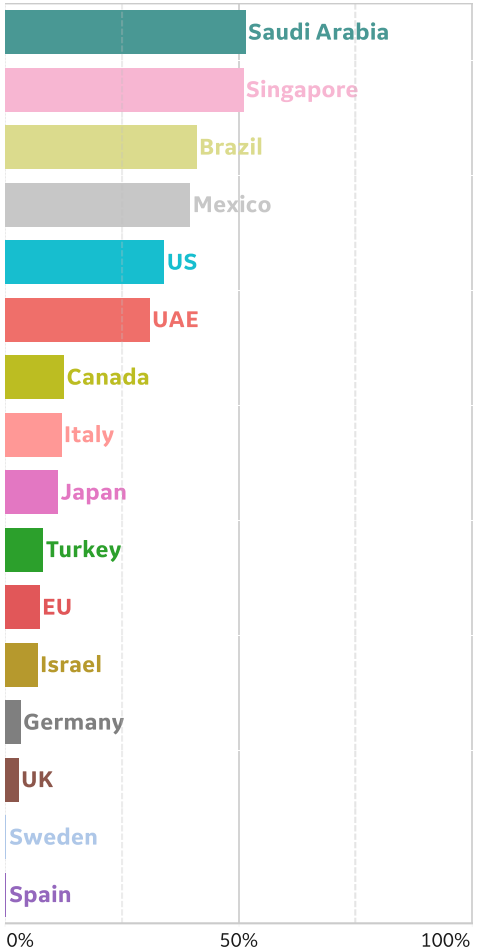
### Active Cases



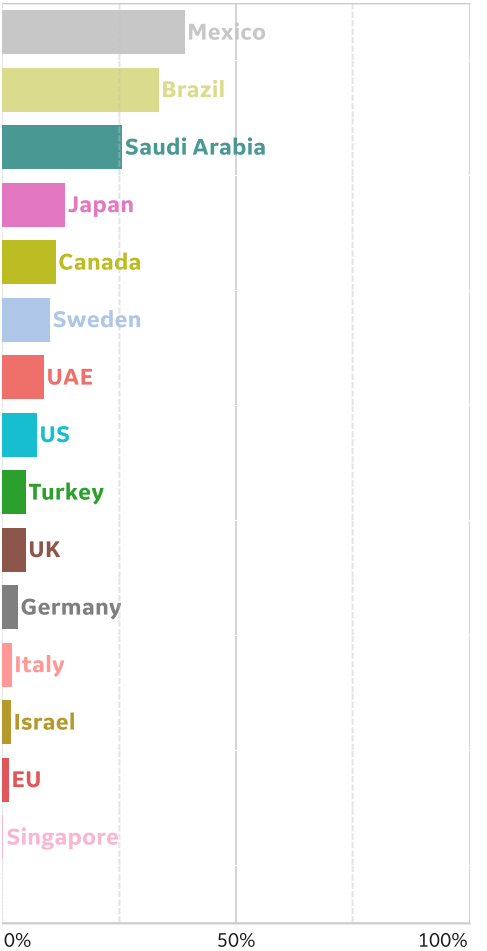
### Confirmed Cases



### Reported Recoveries



### Reported Deaths





## Per 1M in Region

	Today	Change
Active Cases	835	+0.4%
Confirmed	24 new	+1%
Deaths	1 new	+1%
Recovered	19 new	+2%

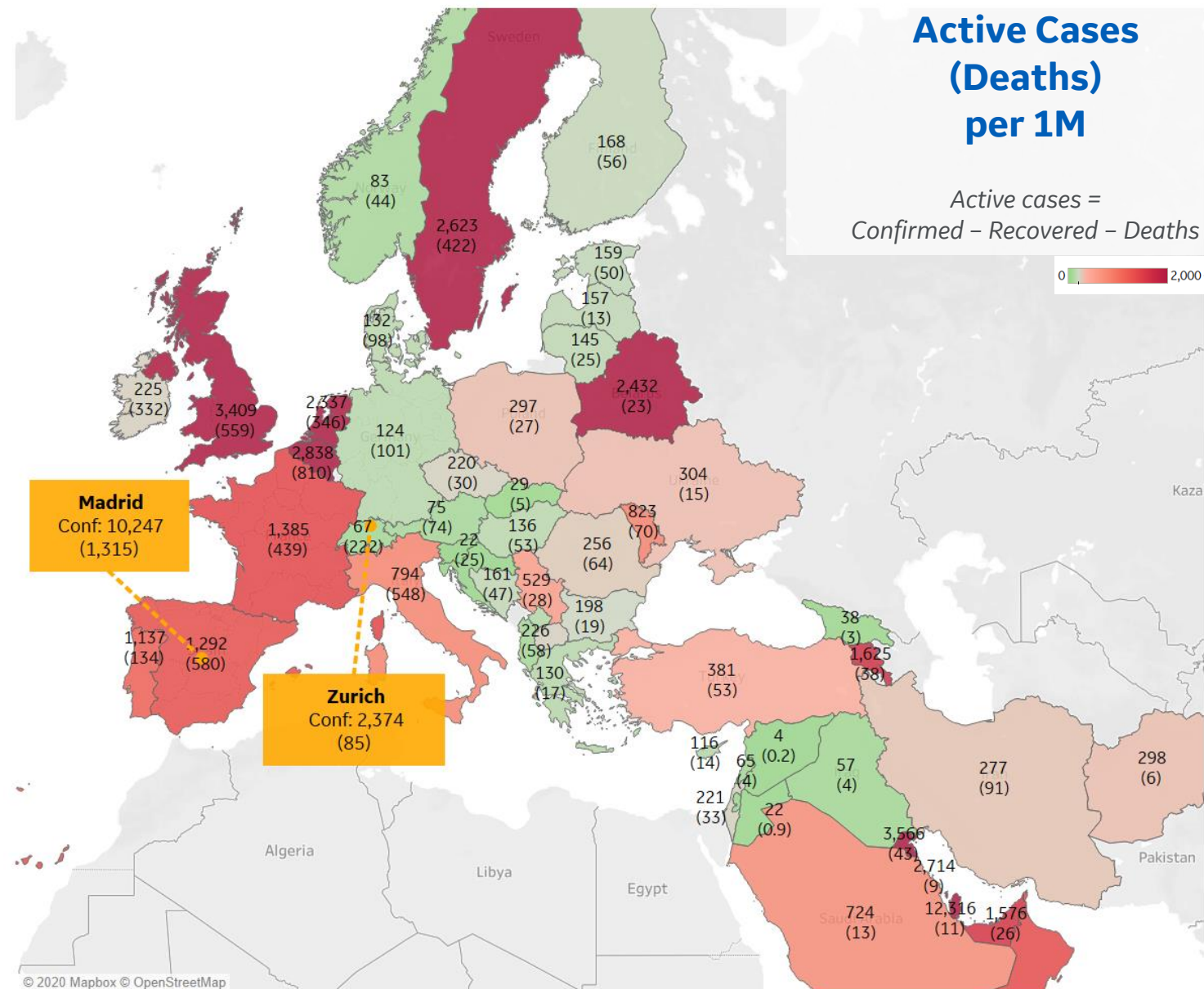
## Most Active Cases per 1M

Qatar	12,316
Kuwait	3,566
UK	3,409
Belgium	2,838
Bahrain	2,714
Sweden	2,623
Belarus	2,432
Netherlands	2,337
Armenia	1,625
UAE	1,576

\* Excludes regions with population < 1M

## Active Cases (Deaths) per 1M

Active cases =  
Confirmed - Recovered - Deaths





## Per 1M in Region

	Today	Change
Active Cases	3,193	+0.7%
Confirmed	26 new	+1%
Deaths	5 new	+1%
Recovered	0 new	+0%

## Most Active Cases per 1M

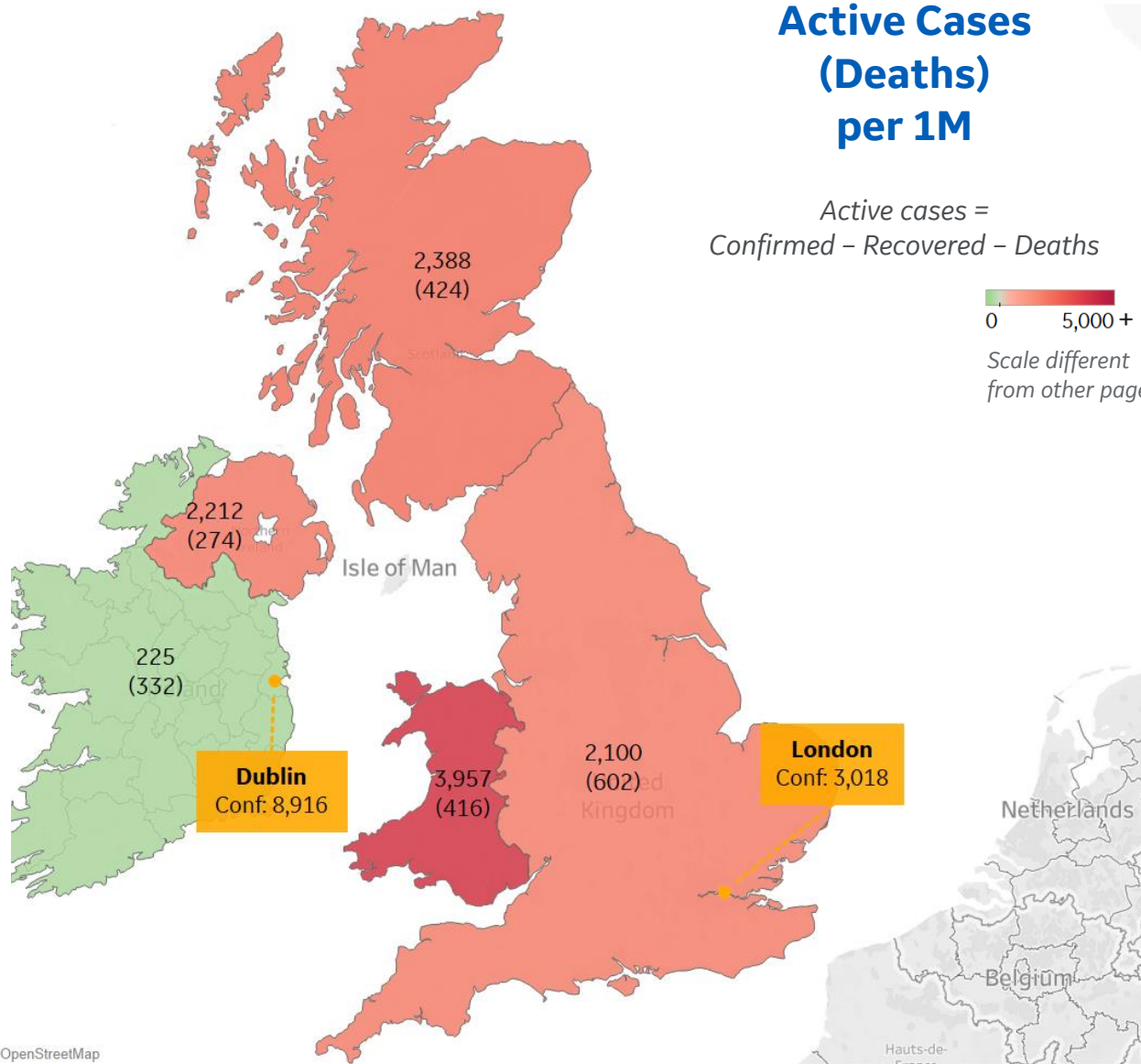
Wales	3,957
Scotland	2,388
Northern Ireland	2,212
England	2,100
Ireland	225

## Active Cases (Deaths) per 1M

Active cases =  
Confirmed - Recovered - Deaths

0 5,000+

Scale different  
from other pages





## Per 1M in Region

	Today	Change
Active Cases	127	+5%
Confirmed	26 new	+4%
Deaths	3 new	+5%
Recovered	17 new	+4%

## Most Active Cases per 1M

Distrito Federal	452
Tabasco	289
Baja California	197
Yucatan	183
Tlaxcala	181
Sinaloa	170
Quintana Roo	160
Aguascalientes	159
Hidalgo	152
Campeche	131





# US & Canada, Total to Date

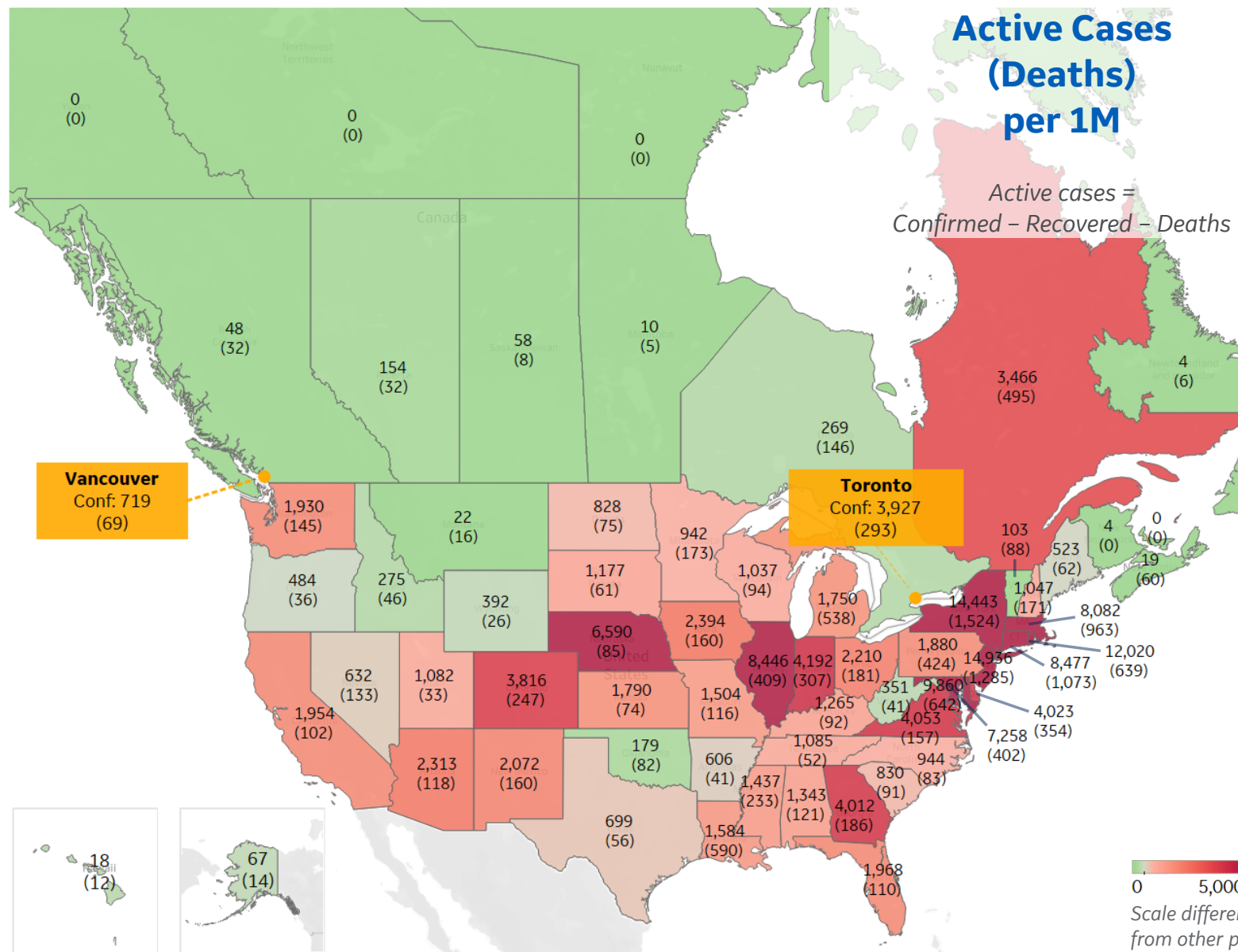


## Per 1M in Region

	Today	Change
Active Cases	3,407	+1%
Confirmed	64 new	+1%
Deaths	4 new	+1%
Recovered	25 new	+2%

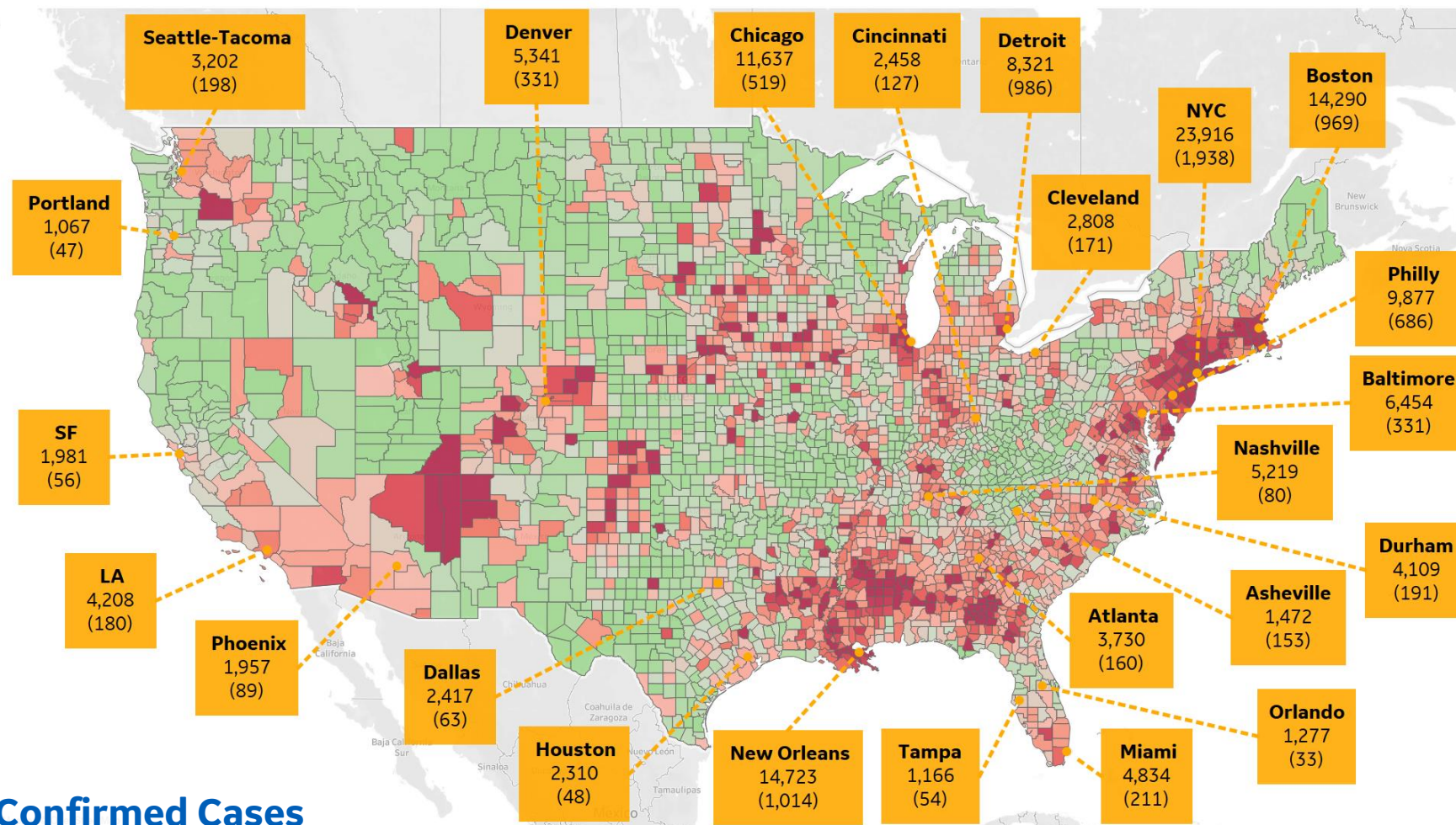
## Most Active Cases per 1M

New Jersey	14,936
New York	14,443
Rhode Island	12,020
DC	9,860
Connecticut	8,477
Illinois	8,446
Massachusetts	8,082
Maryland	7,258
Nebraska	6,590
Indiana	4,192



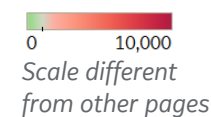


# US by County & Metro, Total to Date



Confirmed Cases  
(Deaths)  
per 1M

Each box reports data for the Metropolitan Statistical Area of the major city listed



## Top 10 Northeast Counties

Total Confirmed Cases / 1M

Rockland County, NY	39,532
Westchester County, NY	33,771
Passaic County, NJ	30,897
Nassau County, NY	29,143
Hudson County, NJ	27,760
Union County, NJ	27,071
Orange County, NY	26,245
Suffolk County, NY	26,153
New York City*	23,499
Suffolk County, MA	21,197

## Top 10 Other US Counties

Total Confirmed Cases / 1M

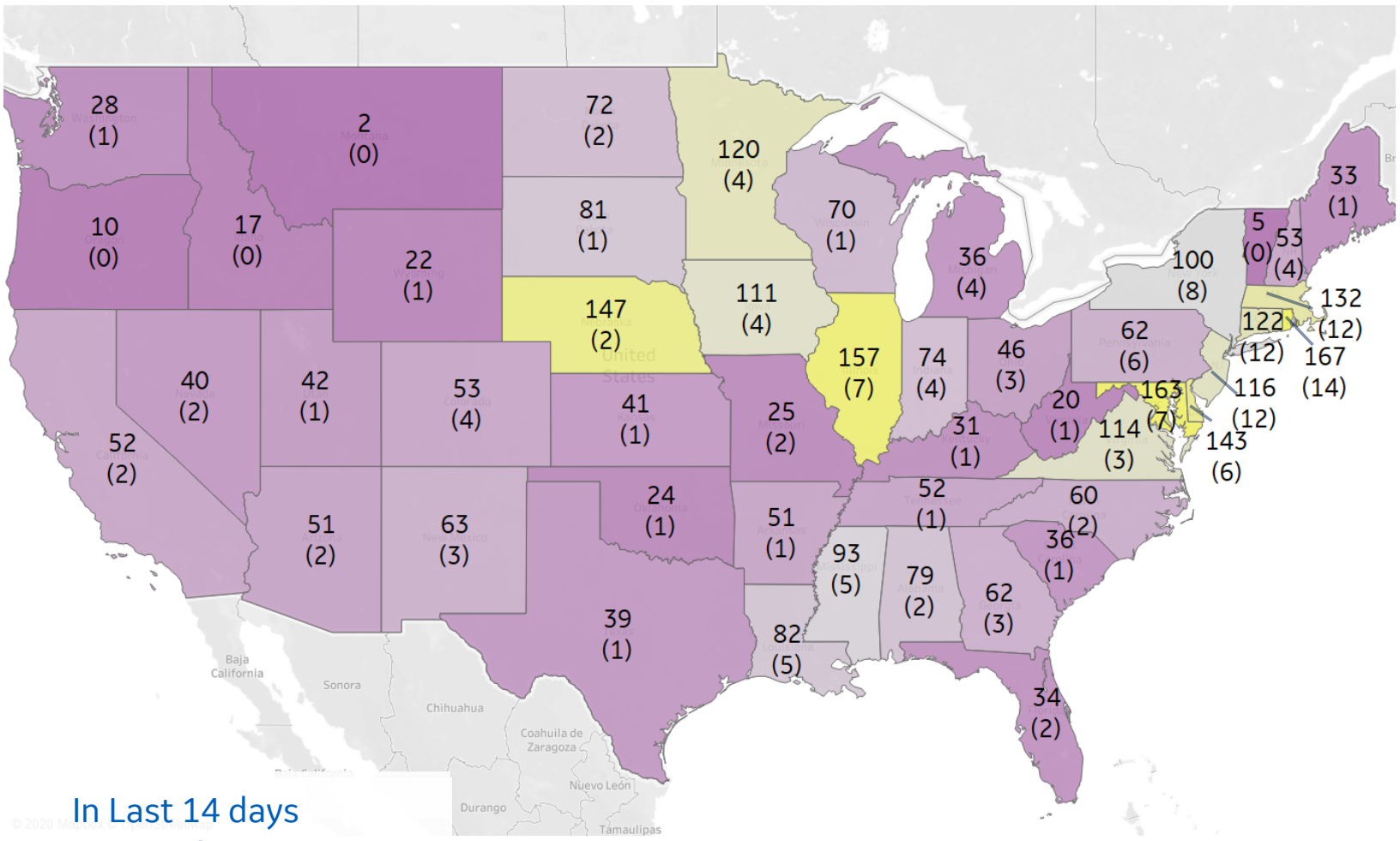
Orleans Parish, LA	17,729
Jefferson Parish, LA	16,604
Prince George's County, MD	14,009
Cook County, IL	13,225
Wayne County, MI	11,156
District of Columbia, DC	10,982
Yakima County, WA	10,435
Lake County, IL	10,260
Kane County, IL	9,658
Marion County, IN	9,132

**Note:** Includes counties ≥ 250K population

\* New York City counties aggregated into one reporting area



# US, New in Last 14 days



## Top 10 by New Confirmed

Avg New Confirmed Cases / 1M

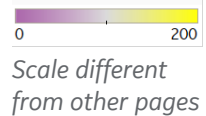
District of Columbia	178
Rhode Island	167
Maryland	163
Illinois	157
Nebraska	147
Delaware	143
Massachusetts	132
Connecticut	122
Minnesota	120
New Jersey	116

## Top 10 by New Deaths

Avg New Deaths / 1M

Rhode Island	14
Connecticut	12
Massachusetts	12
New Jersey	12
District of Columbia	10
New York	8
Illinois	7
Maryland	7
Delaware	6
Pennsylvania	6

In Last 14 days  
**Avg New Confirmed Cases**  
**(Avg New Deaths)**  
**per 1M**





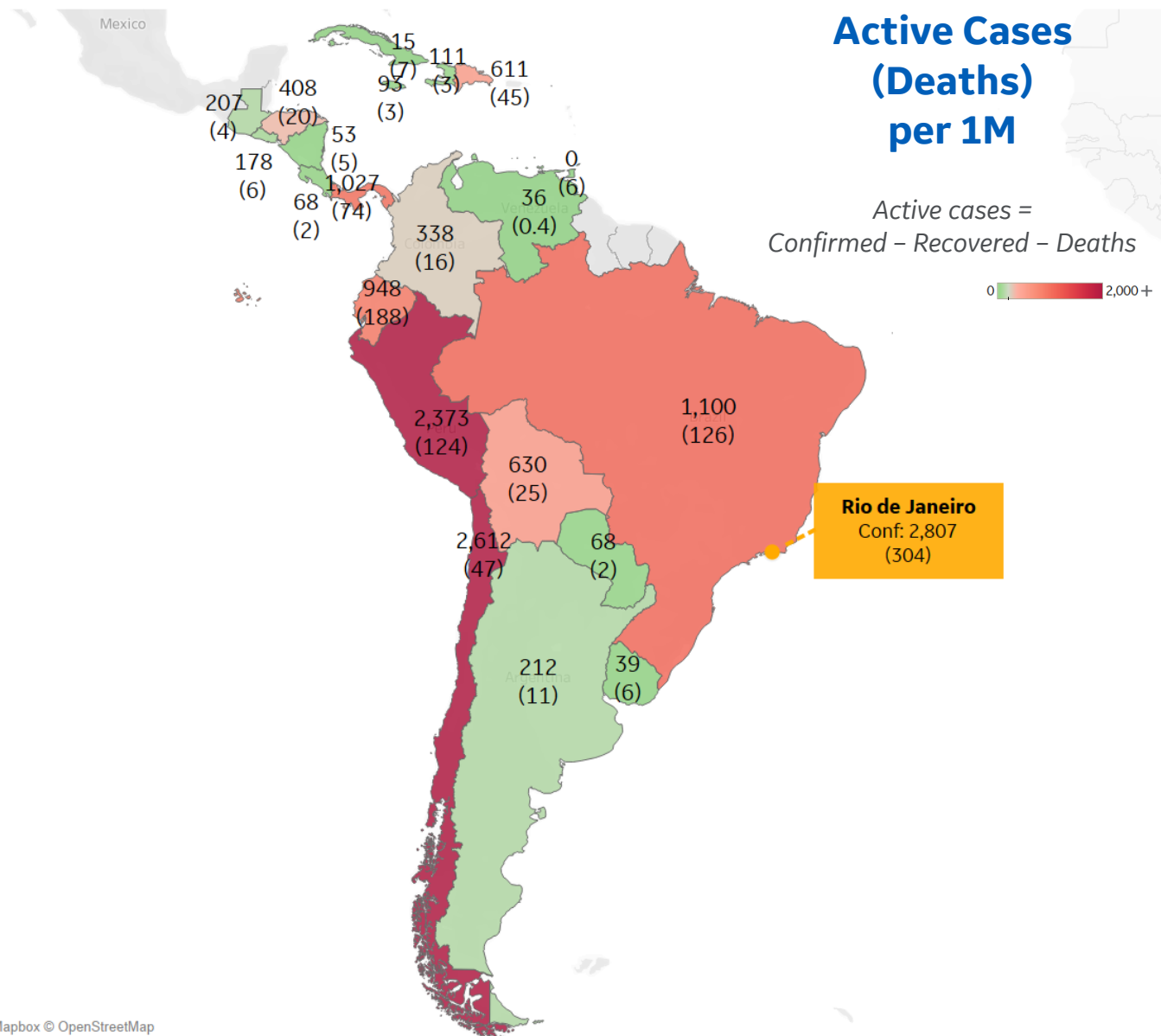
## Per 1M in Region

	Today	Change
Active Cases	840	+5%
Confirmed	77 new	+5%
Deaths	3 new	+4%
Recovered	34 new	+6%

## Most Active Cases per 1M

Chile	2,612
Peru	2,373
Brazil	1,100
Panama	1,027
Ecuador	948
Bolivia	630
Dom. Rep.	611
Honduras	408
Colombia	338
Argentina	212

\* Excludes regions with population < 1M







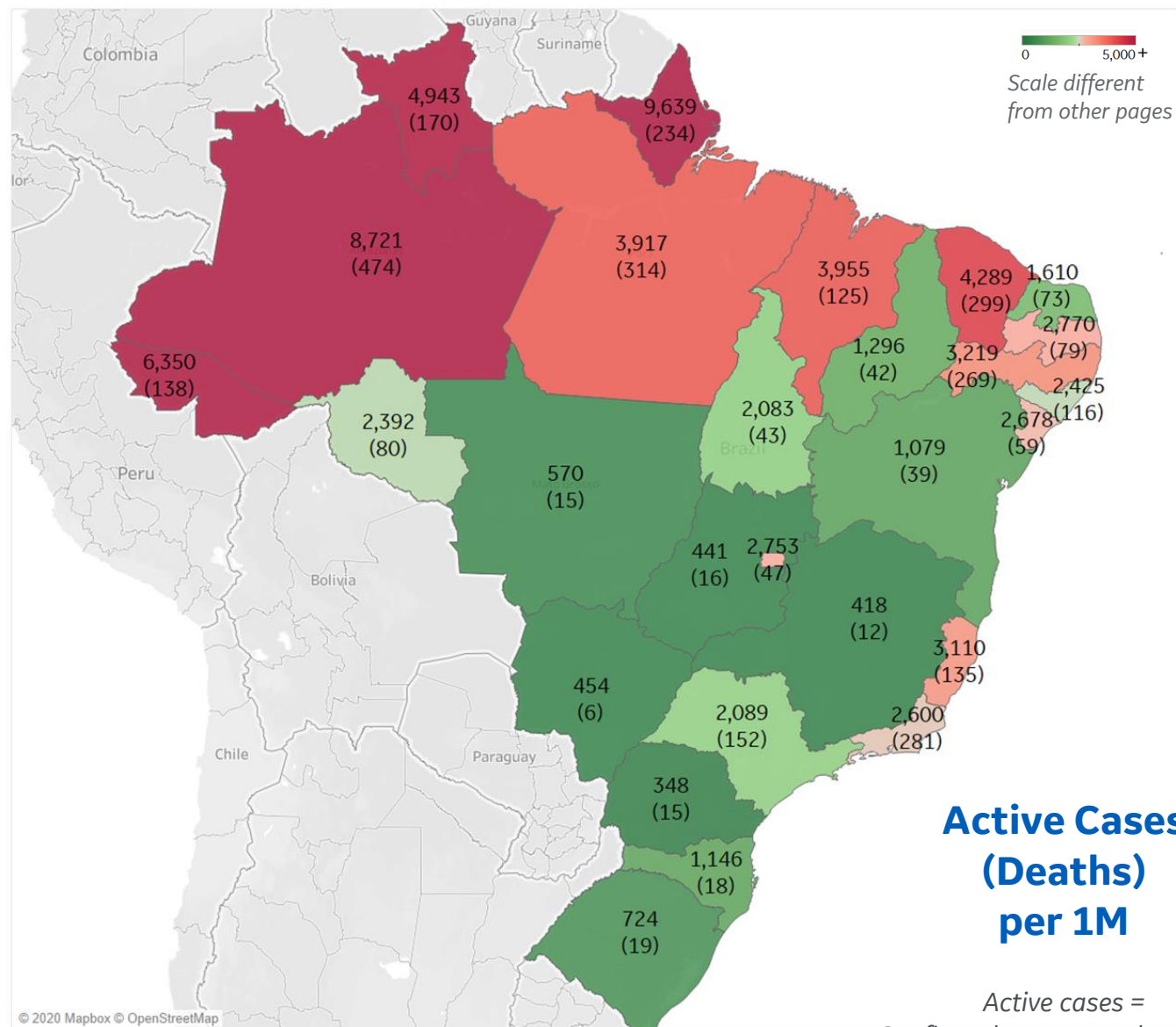
## Per 1M in Region

	Today	Change
Active Cases	1,100	+7%
Confirmed	124 new	+6%
Deaths	5 new	+5%
Recovered	52 new	+7%

## Most Active Cases per 1M

Amazonas	8,721
Ceará	4,142
Maranhão	3,955
Pará	3,917
Pernambuco	3,214
Espírito Santo	3,037
Paraíba	2,770
Distrito Federal	2,753
Sergipe	2,678
Rio de Janeiro	2,600

\* Excludes regions with population < 1M





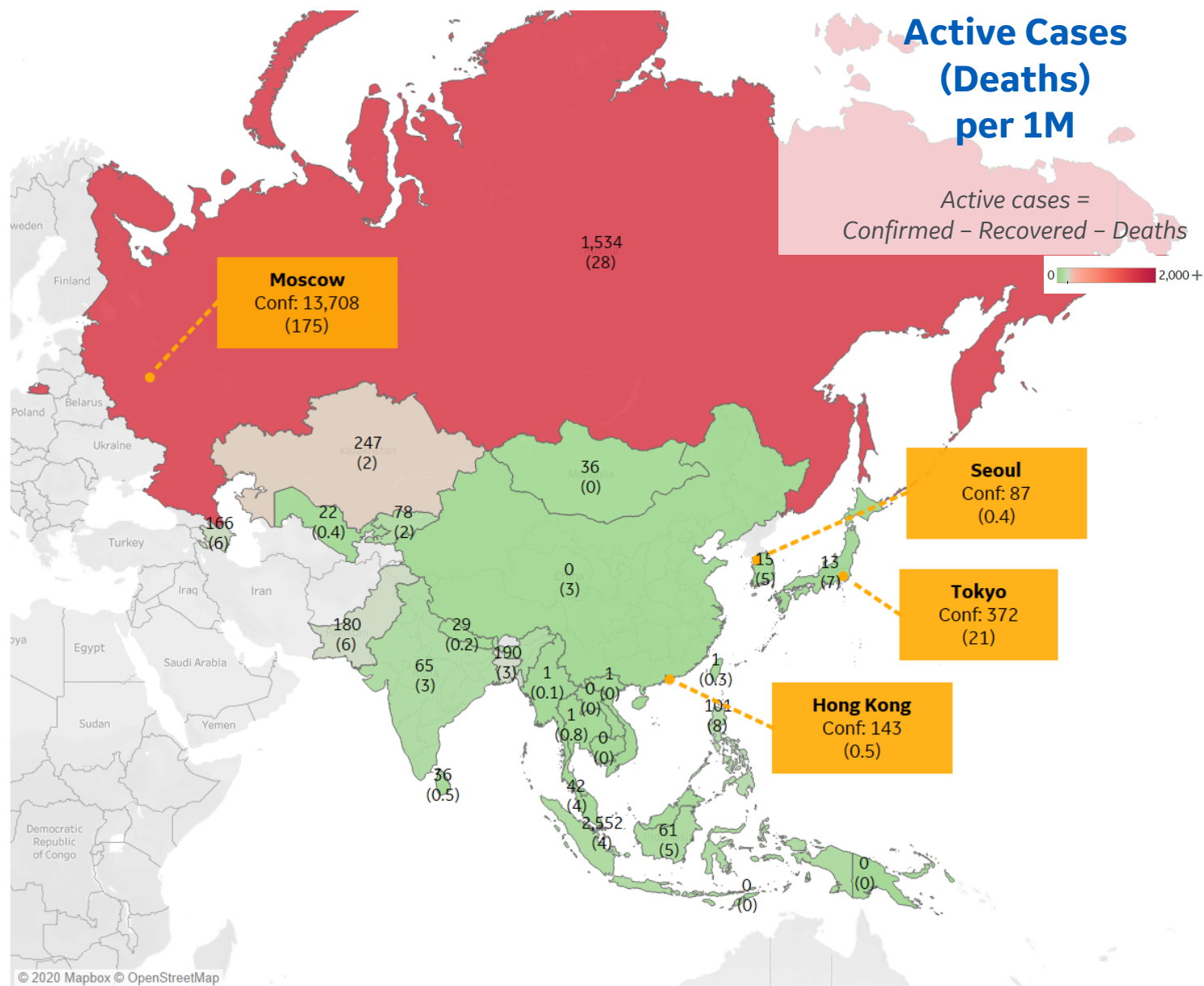
## Per 1M in Region

	Today	Change
Active Cases	102	+1%
Confirmed	5 new	+3%
Deaths	0.1 new	+2%
Recovered	3 new	+3%

## Most Active Cases per 1M

Singapore	2,552
Russia	1,534
Kazakhstan	247
Bangladesh	190
Pakistan	180
Azerbaijan	166
Philippines	101
Kyrgyzstan	78
India	65
Indonesia	61

\* Excludes regions with population < 1M





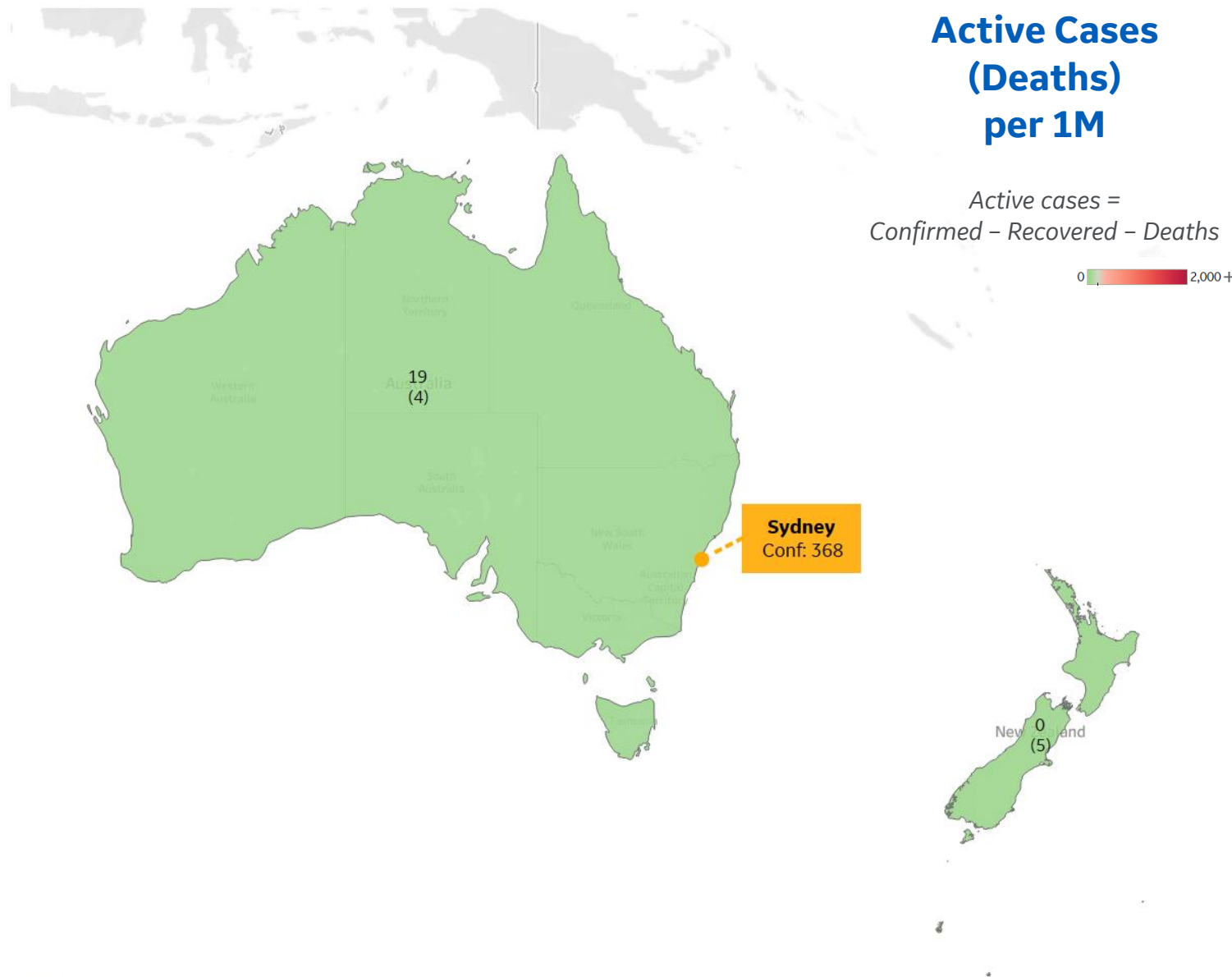
## Per 1M in Region

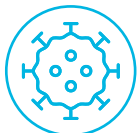
	Today	Change
Active Cases	16	+2%
Confirmed	0.5 new	+0.2%
Deaths	0.00 new	+0%
Recovered	1 new	+0.4%

## Most Active Cases per 1M

Australia	19
New Zealand	0

\* Excludes regions with population < 1M





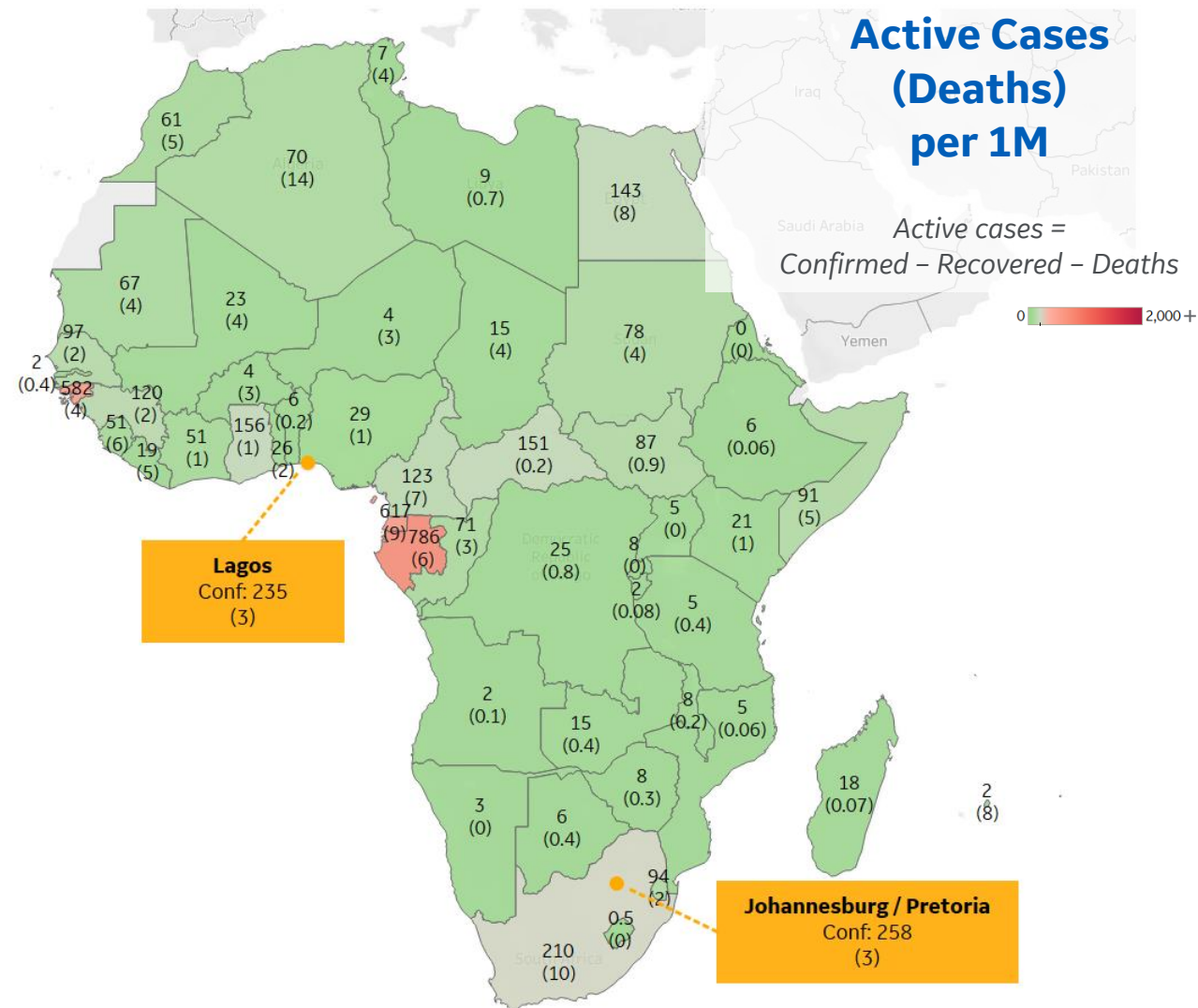
## Per 1M in Region

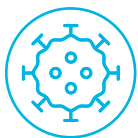
	Today	Change
Active Cases	54	+3%
Confirmed	4 new	+4%
Deaths	0.1 new	+2%
Recovered	2 new	+5%

## Most Active Cases per 1M

Gabon	786
Eq. Guinea	617
Guinea-Bissau	582
South Africa	210
Ghana	156
Central African R..	151
Egypt	143
Cameroon	123
Guinea	120
Senegal	97

\* Excludes regions with population < 1M





\*\* Per 1M = Per 1 Million Population unless otherwise noted

**Johns Hopkins Coronavirus Resource Center:**

<https://coronavirus.jhu.edu/map.html>

**Worldometer Coronavirus Reporting:**

<https://www.worldometers.info/coronavirus/>

**Public Health England:**

<https://www.gov.uk/government/publications/covid-19-track-coronavirus-cases>

**US Department of Homeland Security, Homeland Infrastructure Foundation-Level Data:**

<https://hifld-geoplatform.opendata.arcgis.com/datasets/hospitals>

**City of New York, NYC Health:**

<https://www1.nyc.gov/site/doh/covid/covid-19-data.page>

**Chicago Coronavirus Latest Data:**

<https://www.chicago.gov/city/en/sites/covid-19/home/latest-data.html>

**National Health Commission of the PRC:**

<http://www.nhc.gov.cn/xcs/yqtb/202003/bf66696029ba420098164607240074f8.shtml>

**Korean Centers for Disease Control and Prevention:**

[http://www.cdc.go.kr/cdc\\_eng/](http://www.cdc.go.kr/cdc_eng/)

**CDC, Severe Outcomes Among Patients with Coronavirus Disease 2019 (COVID-19):**

<https://www.cdc.gov/mmwr/volumes/69/wr/mm6912e2.htm>

**COVID-19 Information for Switzerland:**

<https://www.corona-data.ch/>

**WHO Europe, Surveillance Report:**

<http://www.euro.who.int/en/health-topics/health-emergencies/coronavirus-covid-19/weekly-surveillance-report>

**WHO Europe, Principles for Transition:**

<http://www.euro.who.int/en/media-centre/sections/statements/2020/statement-transition-to-a-new-normal-during-the-covid-19-pandemic-must-be-guided-by-public-health-principles>

**UK Office for National Statistics**

<https://www.ons.gov.uk/peoplepopulationandcommunity/birthsdeathsandmarriages/deaths/bulletins/deathsregisteredweeklyinenglandandwalesprovisional/weekending24april2020>

**Public Health Authority of Sweden:**

<https://www.folkhalsomyndigheten.se/smittykydd-beredskap/utbrott/aktuella-utbrott/covid-19/bekraftade-fall-i-sverige>

**National Public Health Agency of France:**

<https://www.santepubliquefrance.fr/regions/ile-de-france/documents/bulletin-regional/2020/covid-19-point-epidemiologique-en-ile-de-france-du-23-avril-2020>

**Italian Department of Civil Protection, COVID Monitoring:**

<http://opendatadpc.maps.arcgis.com/apps/opsdashboard/index.html#/b0c68bce2cce478eaac82fe38d4138b1>

**The COVID Tracking Project:**

<https://covidtracking.com/data/>

**CIA World Factbook:**

<https://www.cia.gov/library/publications/resources/the-world-factbook/>

**Italian Ministry of Health:**

<http://www.salute.gov.it/portale/nuovocoronavirus/dettaglioContenutiNuovoCoronavirus.jsp?lingua=italiano&id=5351&area=nuovoCoronavirus&menu=vuoto>

**New South Wales Government:**

<https://www.health.nsw.gov.au/Infectious/diseases/Pages/covid-19-latest.aspx>

**Provincial Health Services Authority of Canada, BC Center for Disease Control:**

<http://www.bccdc.ca/about/news-stories/stories/2020/information-on-novel-coronavirus>

**Coronavirus Cases in Japan by Prefecture, Nippon Communications Foundation:**

<https://www.nippon.com/en/japan-data/h00657/coronavirus-cases-in-japan-by-prefecture.html>

**Coordination Center for Health Emergencies, Spain:**

[https://www.msccbs.gob.es/profesionales/saludPublica/ccayes/alertasActual/nCov-China/documentos/Actualizacion\\_78\\_COVID-19.pdf](https://www.msccbs.gob.es/profesionales/saludPublica/ccayes/alertasActual/nCov-China/documentos/Actualizacion_78_COVID-19.pdf)

**CDC, National Vital Statistics Reports:**

[https://www.cdc.gov/nchs/data/nvsr/nvsr68/nvsr68\\_06-508.pdf](https://www.cdc.gov/nchs/data/nvsr/nvsr68/nvsr68_06-508.pdf)

**Secretary of Health, Mexico:**

<https://www.gob.mx/salud/en>

**Nursing Homes Sources:**

**Minnesota**

<https://www.health.state.mn.us/diseases/coronavirus/situation.html>

**Rhode Island**

<https://ri-department-of-health-covid-19-data-rihealth.hub.arcgis.com/>

**NYS**

[https://www.health.ny.gov/statistics/diseases/covid-19/fatalities\\_nursing\\_home\\_acf.pdf](https://www.health.ny.gov/statistics/diseases/covid-19/fatalities_nursing_home_acf.pdf)

**NJ**

[https://www.nj.gov/health/cd/topics/covid2019\\_dashboard.shtml](https://www.nj.gov/health/cd/topics/covid2019_dashboard.shtml)

**Pennsylvania**

[https://www.health.pa.gov/topics/Documents/Diseases%20and%20Conditions/COVID-19%20LTCF%20Data\\_5-26-20.pdf](https://www.health.pa.gov/topics/Documents/Diseases%20and%20Conditions/COVID-19%20LTCF%20Data_5-26-20.pdf)

**Massachusetts**

<https://www.mass.gov/info-details/covid-19-response-reporting#nursing-home-accountability-and-support-reporting>

**California**

[https://www.cdph.ca.gov/Programs/CID/DCDC/Pages/COVID-19/SNFsCOVID\\_19.aspx](https://www.cdph.ca.gov/Programs/CID/DCDC/Pages/COVID-19/SNFsCOVID_19.aspx)

**Georgia**

<https://dch.georgia.gov/announcement/2020-05-26/long-term-care-facility-covid-19-report>

**DC**

<https://coronavirus.dc.gov/page/coronavirus-data>

**Colorado**

[https://www.cdph.ca.gov/Programs/CID/DCDC/Pages/COVID-19/SNFsCOVID\\_19.aspx](https://www.cdph.ca.gov/Programs/CID/DCDC/Pages/COVID-19/SNFsCOVID_19.aspx)

**Indiana**

<https://www.coronavirus.in.gov/2393.htm>

**Iowa**

<https://coronavirus.iowa.gov/pages/long-term-care>

**Kentucky**

<https://chfs.ky.gov/agencies/dph/covid19/LTCupdate.pdf>

**Kansas, Louisiana, Maryland, Nebraska, Nevada, North Carolina, Ohio, Oklahoma, Oregon, Rhode Island, South Carolina, Texas, Utah, Virginia**

<https://www.kff.org/health-costs/issue-brief/state-data-and-policy-actions-to-address-coronavirus/>