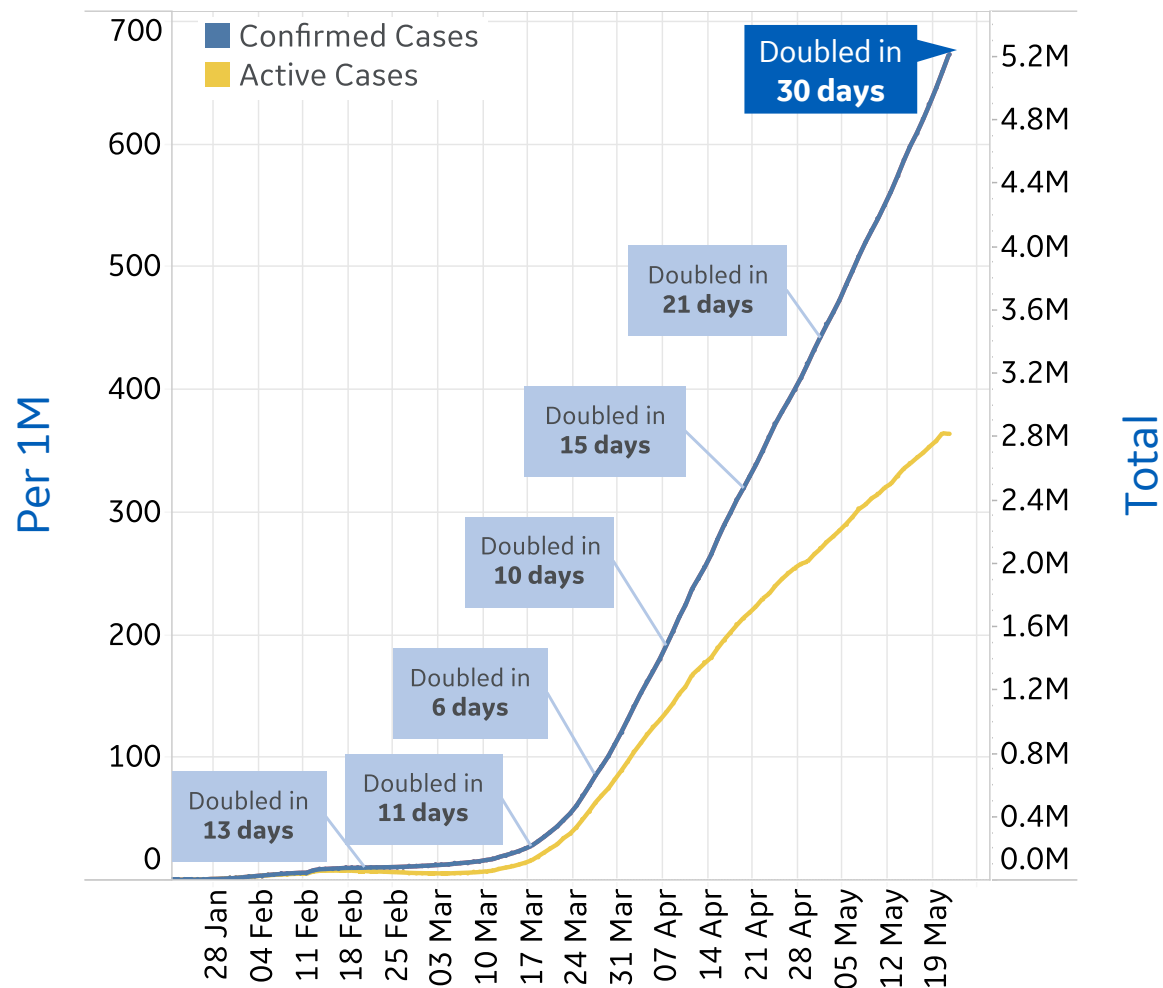




Global Confirmed & Active Cases

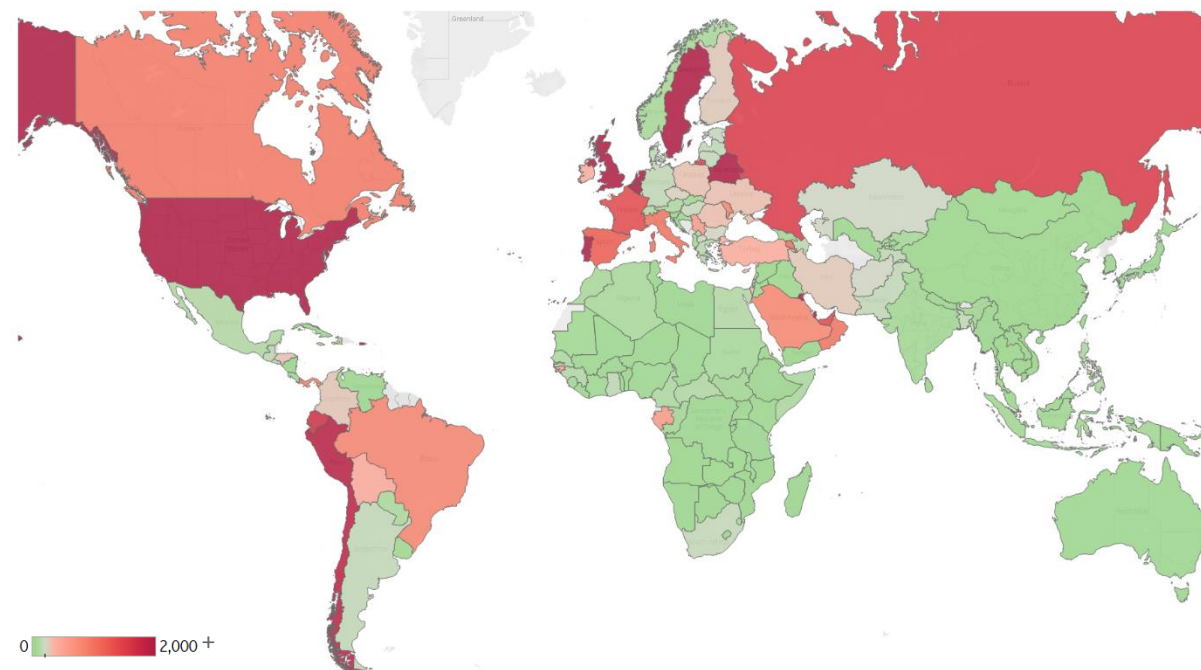


Trend since 22 Jan

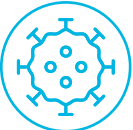


Today per 1M

Active cases = Confirmed - Recovered - Deaths



Per 1M:	Today	Change
Active Today	353	+3%
Active	7 new	+3%
Confirmed	14 new	+2%
Deaths	1 new	+2%
Recovered	7 new	+3%

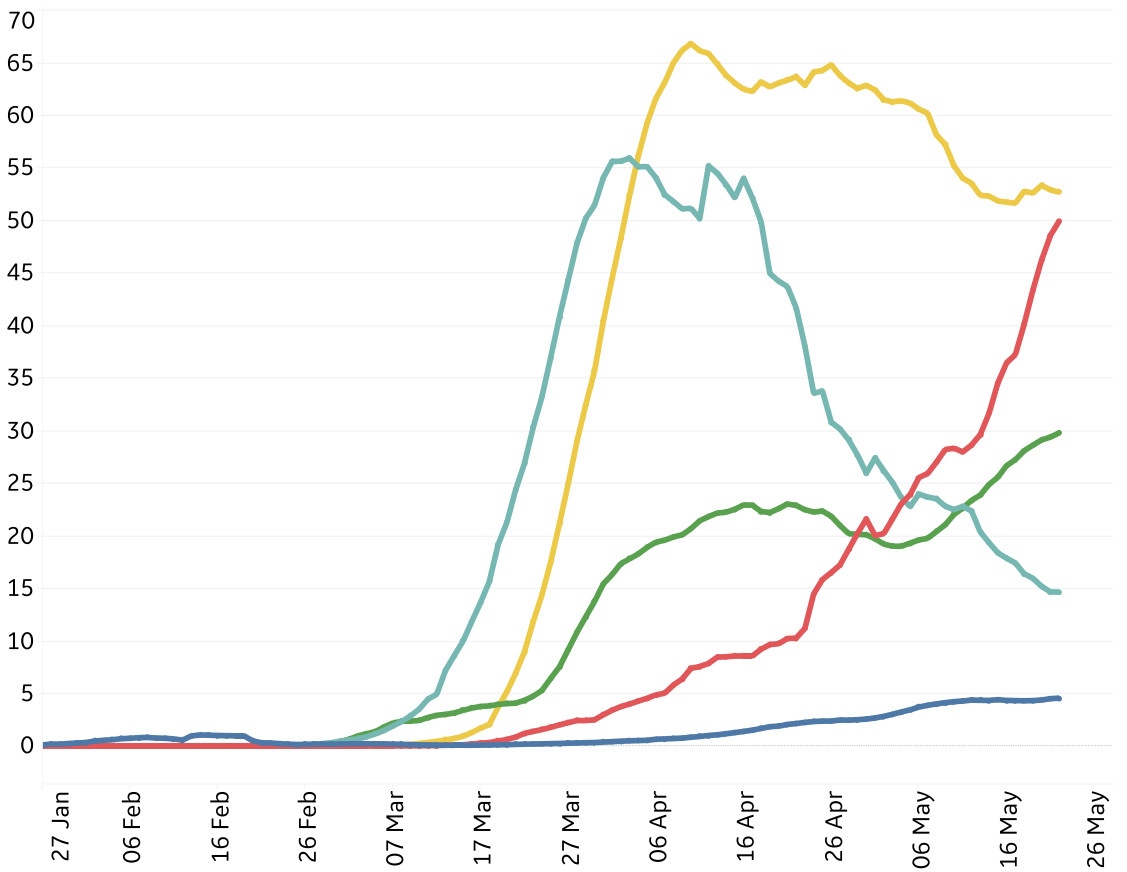


New Confirmed Cases & New Deaths

Key **North America** **Europe** **Middle East** **Central/South America** **Asia**

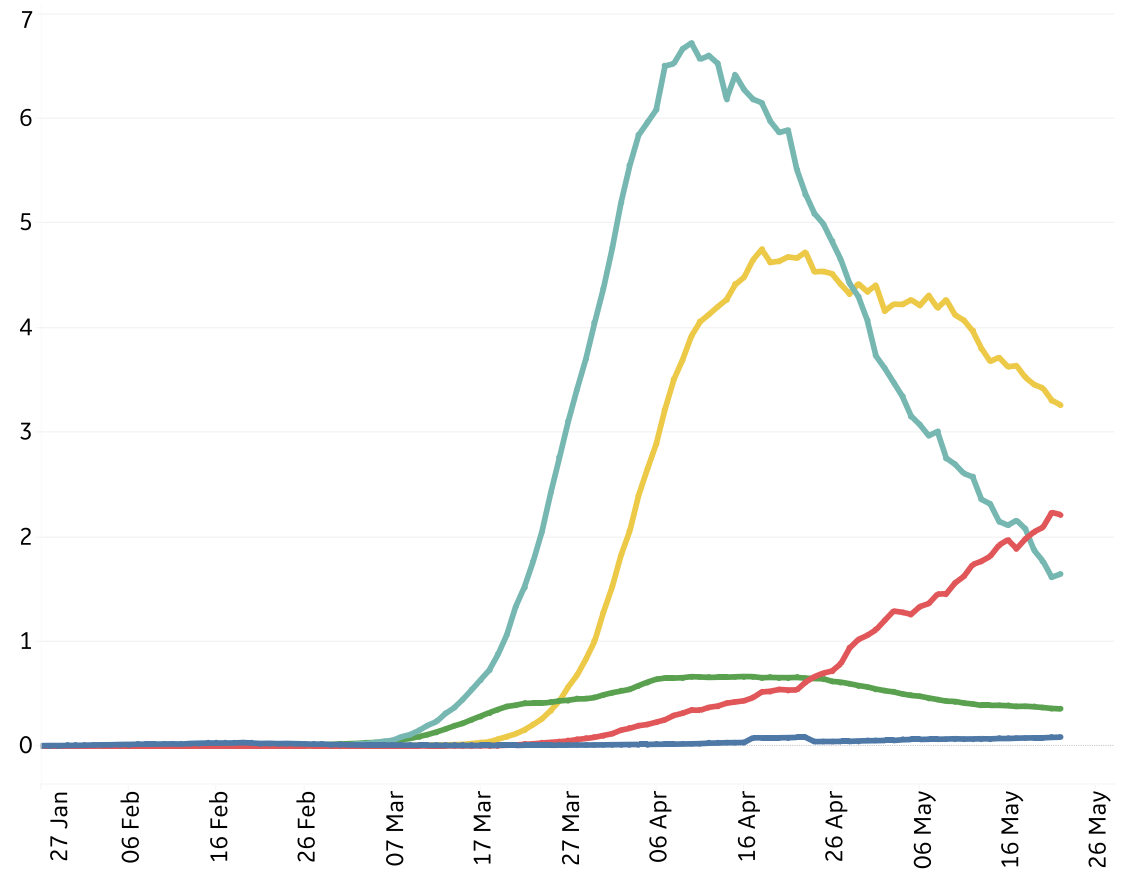
New Confirmed Cases / 1M

7-day rolling average



New Deaths / 1M

7-day rolling average





Top 50 Countries: Per 1M

1 - 25

	Active Today	Today			Total since 22 Jan		
		Confirmed	Deaths	Recovered	Total Confirmed	Total Deaths	Total Recovered
Qatar	11,305	635	1	210	14,051	7	2,740
US	3,489	72	4	156	4,837	290	1,058
Kuwait	3,257	224	2	72	4,581	32	1,291
UK	3,210	49	5	0	3,764	537	17
Singapore	2,976	105	0	150	5,201	4	2,221
Belgium	2,776	24	2	12	4,876	795	1,305
Bahrain	2,531	141	0	131	4,945	7	2,407
Sweden	2,368	63	5	0	3,249	389	492
Netherlands	2,282	11	1	0	2,631	339	10
Belarus	2,252	99	1	82	3,630	20	1,358
Portugal	2,091	28	1	111	2,962	126	744
Peru	1,929	89	3	38	3,388	98	1,360
Chile	1,877	224	2	71	3,236	33	1,326
Ecuador	1,656	30	7	0	2,031	173	202
Russia	1,531	61	1	49	2,237	22	684
UAE	1,401	101	0	105	2,820	24	1,395
France	1,376	1	0	0	2,788	432	980
Spain	1,194	38	15	0	5,022	612	3,216
Armenia	1,006	109	1	99	2,001	25	970
Italy	981	11	2	35	3,782	539	2,261
Oman	967	83	1	0	1,330	7	357
Canada	927	32	2	23	2,224	169	1,129
Panama	857	35	1	7	2,380	68	1,454
Brazil	821	98	5	44	1,557	99	637
EU	818	13	2	12	2,515	280	1,417

26 - 50

	Active Today	Today			Total since 22 Jan		
		Confirmed	Deaths	Recovered	Total Confirmed	Total Deaths	Total Recovered
Saudi Arabia	814	76	0	85	1,945	10	1,120
Moldova	803	35	1	103	1,697	59	835
Serbia	600	12	0	19	1,262	27	634
Gabon	590	72	0	17	776	5	181
Eq. Guinea	559	41	1	102	684	8	118
Dom. Rep.	550	31	1	19	1,290	42	698
Guinea-Bissau	542	3	0	0	566	3	21
Bolivia	409	34	1	1	478	20	49
Turkey	404	11	0	14	1,832	51	1,377
Ireland	375	23	2	0	4,963	322	4,265
Romania	300	7	1	10	921	61	560
Ukraine	297	10	0	9	461	13	151
Honduras	290	28	1	4	351	17	44
Cyprus	289	3	0	0	768	14	465
Israel	288	1	0	22	1,928	32	1,608
Poland	288	13	0	8	545	26	231
Colombia	273	16	1	3	376	13	90
Iran	263	28	1	21	1,567	87	1,218
Finland	258	8	0	0	1,180	55	866
Czechia	231	6	1	10	823	29	563
Bulgaria	213	6	1	6	341	18	111
Afghanistan	206	14	0	2	237	5	26
North Macedo..	203	11	0	5	922	54	666
Kazakhstan	202	36	0	13	422	2	218
Total World	364	14	1	14	673	44	266

Since 15 May, Daily New Confirmed Cases in **Chile** increased 70%

Top 50 countries selected by Active Cases / 1M
Excluded countries with population < 1M



Top 50 Countries: Raw Volume

1 - 25

	Active Cases	Today			Total since 22 Jan		
		Confirmed	Deaths	Recovered	Total Confirmed	Total Deaths	Total Recovered
US	1,154,823	23,790	1,277	51,717	1,600,937	95,979	350,135
EU	364,384	5,617	996	5,446	1,119,953	124,759	630,810
Russia	223,374	8,894	150	7,144	326,448	3,249	99,825
UK	217,927	3,298	351	8	255,544	36,475	1,142
Brazil	174,412	20,803	1,001	9,470	330,890	21,048	135,430
France	89,811	64	0	10	182,015	28,218	63,986
Peru	63,606	2,929	96	1,261	111,698	3,244	44,848
Italy	59,322	652	130	2,160	228,658	32,616	136,720
Spain	55,820	1,787	688	0	234,824	28,628	150,376
Netherlands	39,107	188	13	5	45,088	5,807	174
Canada	34,979	1,205	93	877	83,947	6,360	42,608
Chile	35,885	4,276	41	1,350	61,857	630	25,342
Turkey	34,113	952	27	1,121	154,500	4,276	116,111
Belgium	32,176	276	26	135	56,511	9,212	15,123
Qatar	32,569	1,830	2	605	40,481	19	7,893
Ecuador	29,215	522	117	0	35,828	3,056	3,557
Saudi Arabia	28,352	2,642	13	2,963	67,719	364	39,003
Sweden	23,913	637	54	0	32,809	3,925	4,971
Iran	22,076	2,311	51	1,712	131,652	7,300	102,276
Portugal	21,321	288	12	1,138	30,200	1,289	7,590
Belarus	21,280	932	5	776	34,303	190	12,833
Singapore	17,408	614	0	878	30,426	23	12,995
UAE	13,853	994	4	1,043	27,892	241	13,798
Kuwait	13,911	955	9	310	19,564	138	5,515
Colombia	13,874	801	30	144	19,131	682	4,575

26 - 50

	Active Cases	Today			Total since 22 Jan		
		Confirmed	Deaths	Recovered	Total Confirmed	Total Deaths	Total Recovered
Ukraine	12,975	442	9	358	20,148	588	6,585
Poland	10,906	476	10	279	20,619	982	8,731
Afghanistan	8,015	540	12	58	9,216	205	996
Dom. Rep.	5,961	332	8	206	13,989	456	7,572
Romania	5,769	127	10	196	17,712	1,166	10,777
Serbia	5,246	105	0	171	11,024	237	5,541
Oman	4,939	424	3	0	6,794	34	1,821
Bolivia	4,774	392	15	14	5,579	230	575
Bahrain	4,306	240	0	223	8,414	12	4,096
Kazakhstan	3,788	685	0	253	7,919	35	4,096
Panama	3,697	151	4	30	10,267	295	6,275
Moldova	3,241	143	4	416	6,847	237	3,369
Armenia	2,980	322	4	293	5,928	74	2,874
Honduras	2,871	273	11	42	3,477	167	439
Israel	2,496	7	0	191	16,690	279	13,915
Czechia	2,476	59	6	99	8,813	312	6,025
Ireland	1,854	115	9	0	24,506	1,592	21,060
Bulgaria	1,478	41	5	42	2,372	125	769
Finland	1,431	44	0	0	6,537	306	4,800
Gabon	1,314	161	0	37	1,728	12	402
Guinea-Bissau	1,066	5	0	0	1,114	6	42
Eq. Guinea	784	57	1	143	960	11	165
North Macedo..	422	23	1	9	1,921	112	1,387
Cyprus	349	4	0	0	927	17	561
Total World	2,816,014	108,393	5,236	107,904	5,210,817	338,160	2,056,643

EU death rate (11%) is nearly double the **US** death rate (6%)

Top 50 countries selected by Active Cases / 1M
Excluded countries with population < 1M

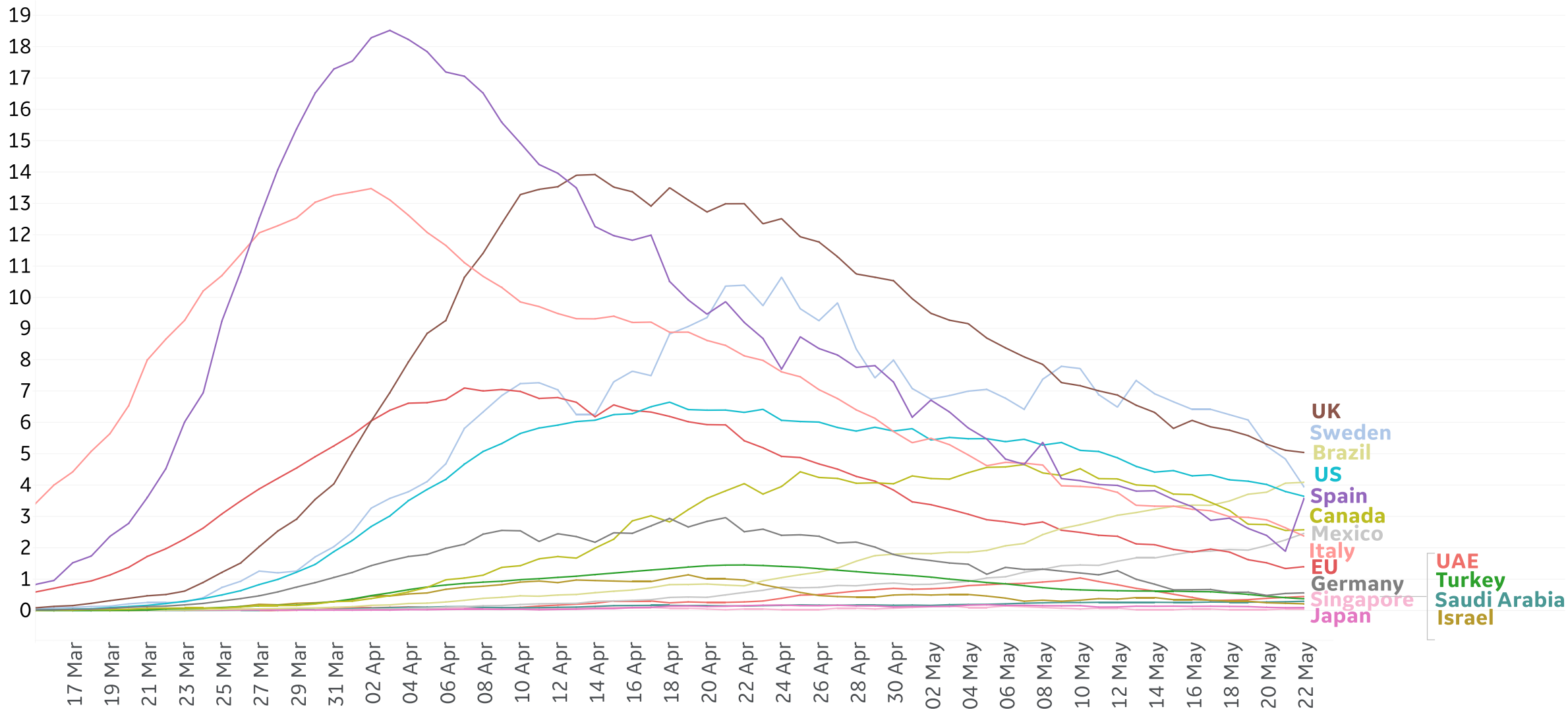


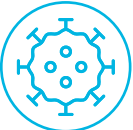
New Deaths in Select Countries



Daily New Deaths / 1M

7-day rolling avg. since 15 Mar 2020

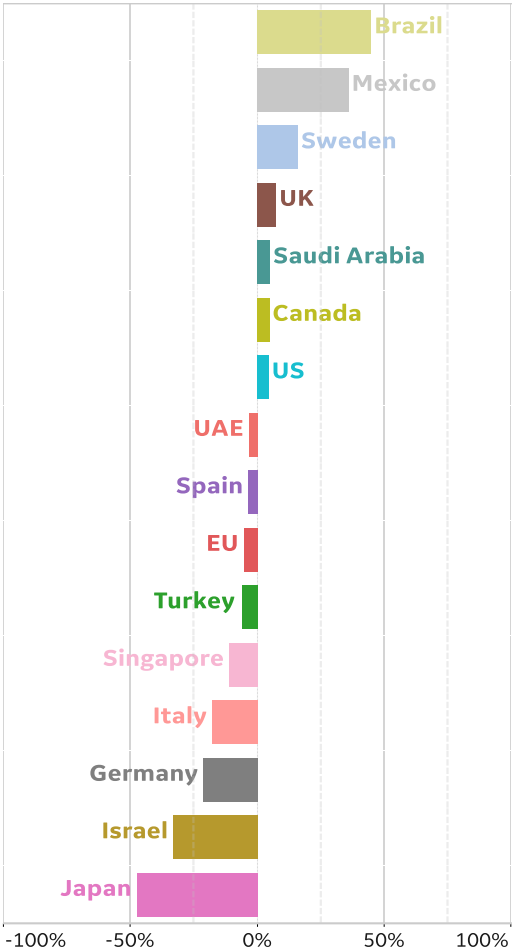




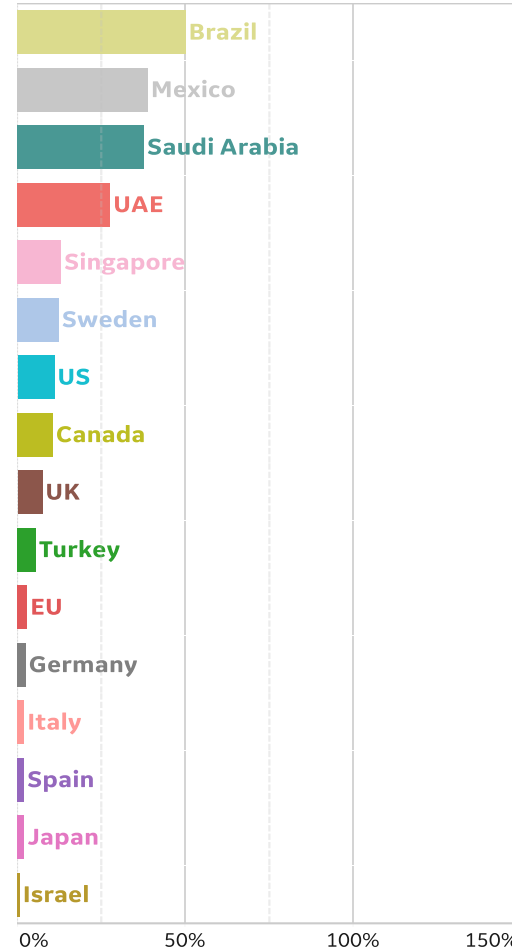
% Change in Case Volume in Select Countries

Over Previous 7 days

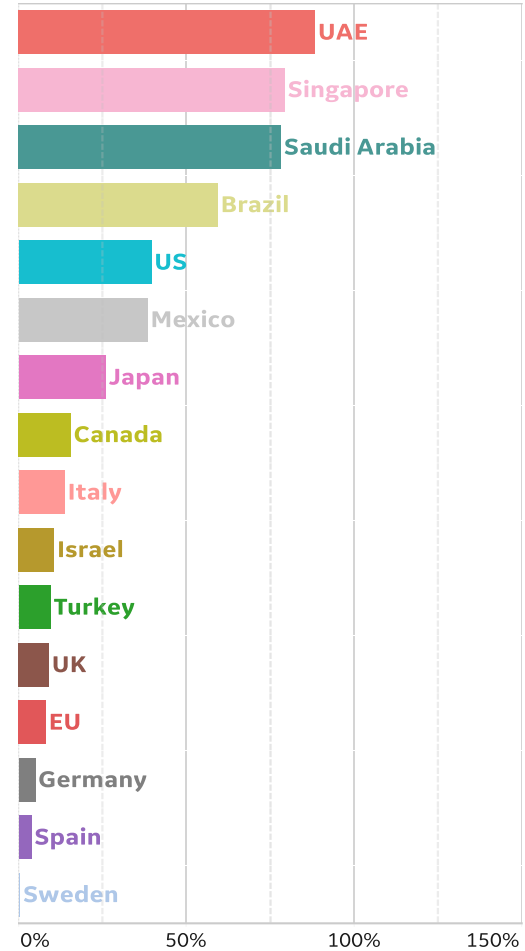
Active Cases



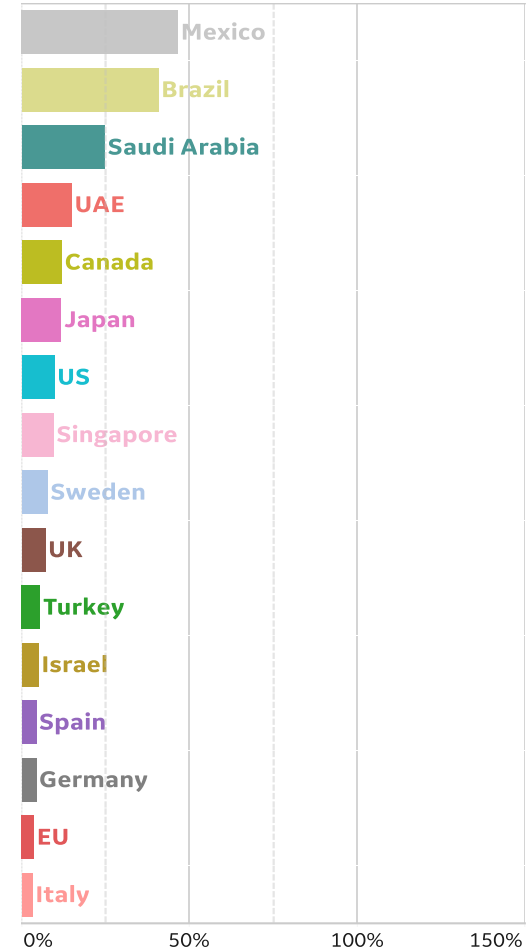
Confirmed Cases



Reported Recoveries



Reported Deaths





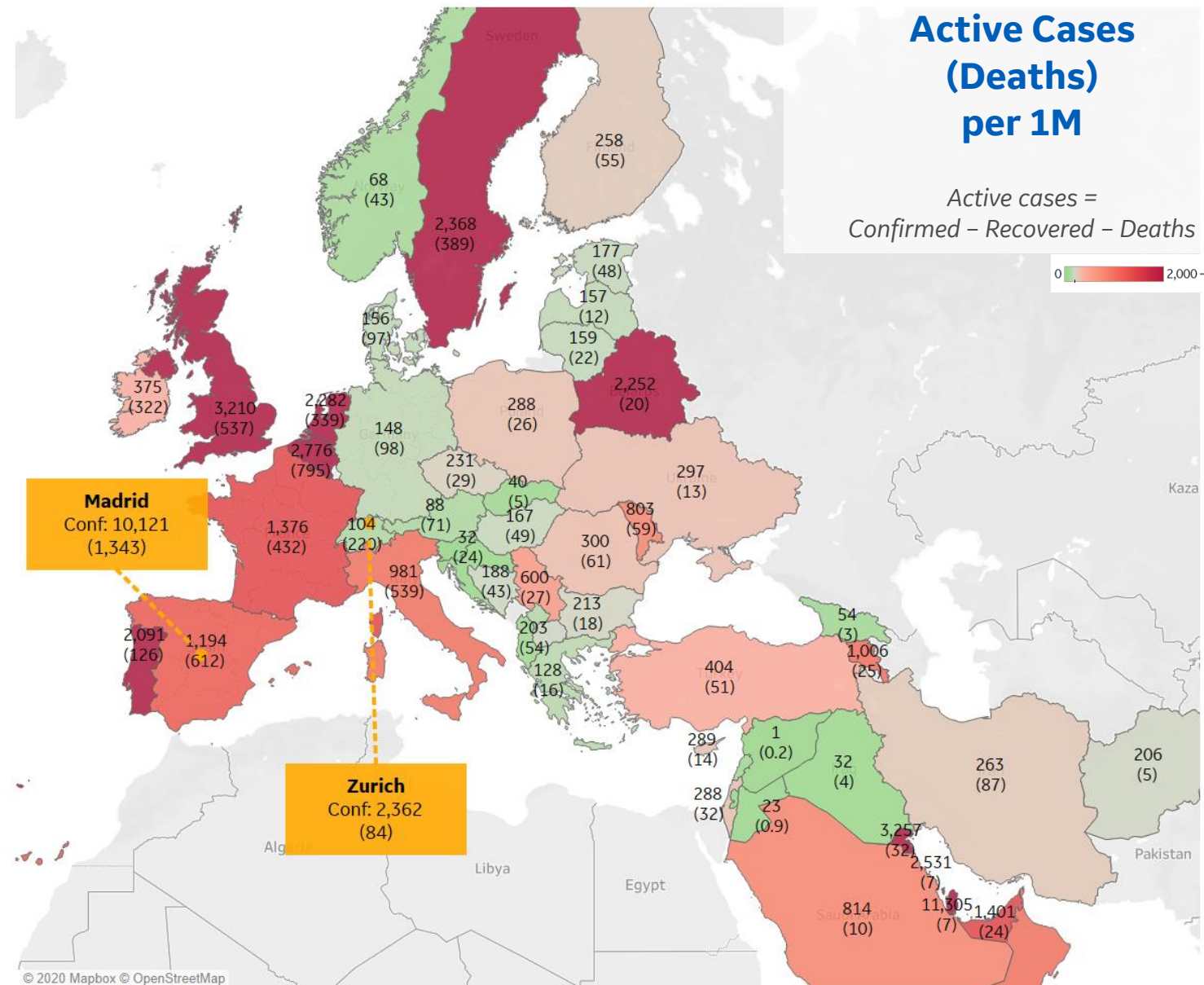
Per 1M in Region

	Today	Change
Active Cases	827	+1%
Confirmed	23 new	+1%
Deaths	2 new	+1%
Recovered	24 new	+2%

Most Active Cases per 1M

Qatar	11,305
Kuwait	3,257
UK	3,210
Belgium	2,776
Bahrain	2,531
Sweden	2,368
Netherlands	2,282
Belarus	2,252
Portugal	2,091
UAE	1,401

* Excludes regions with population < 1M





Per 1M in Region

	Today	Change
Active Cases	3,018	+0.3%
Confirmed	47 new	+1%
Deaths	5 new	+1%
Recovered	0 new	+0%

Most Active Cases per 1M

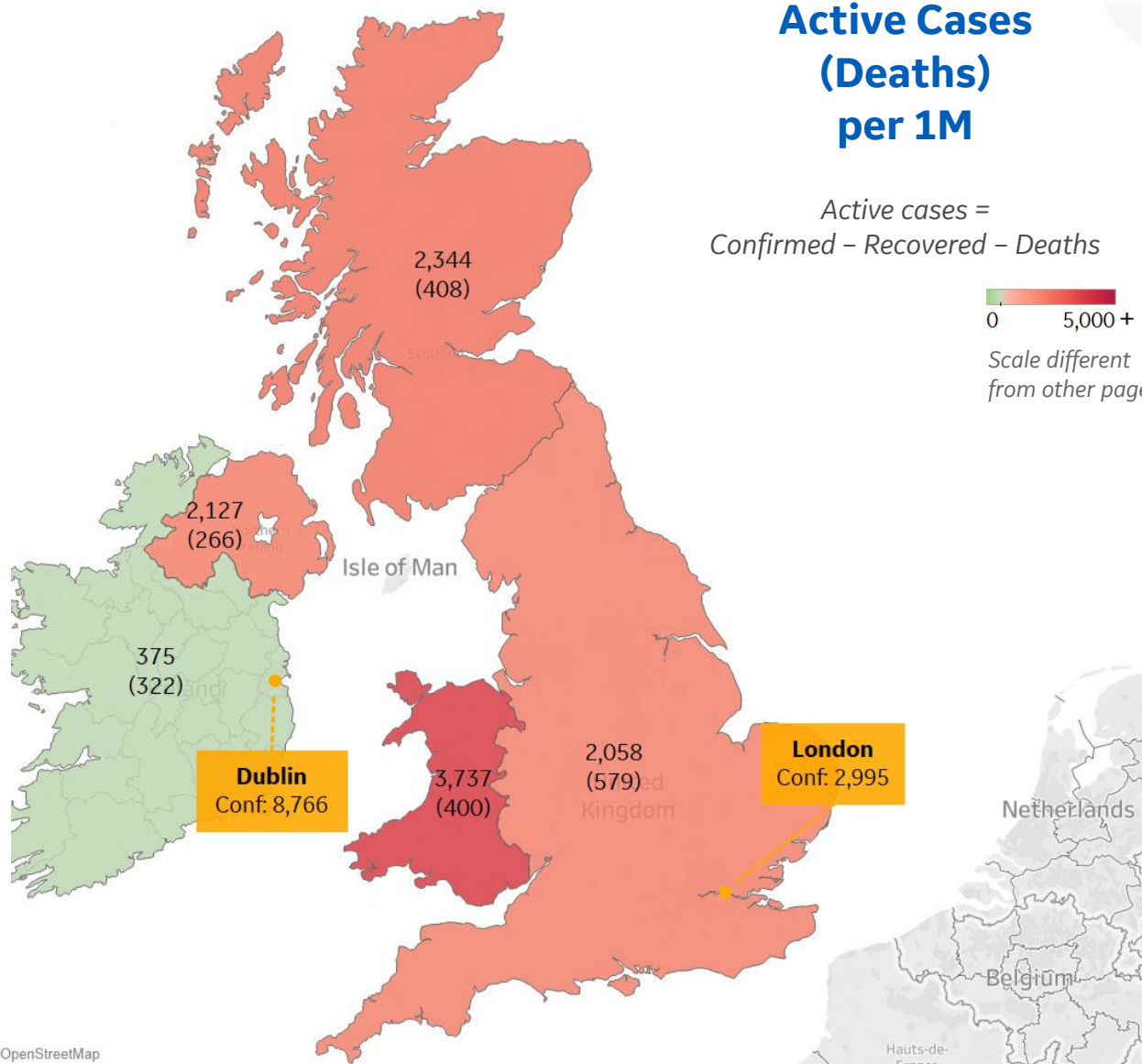
Wales	3,737
Scotland	2,344
Northern Ireland	2,127
England	2,058
Ireland	375

Active Cases (Deaths) per 1M

Active cases =
Confirmed - Recovered - Deaths

0 5,000+

Scale different from other pages





Per 1M in Region

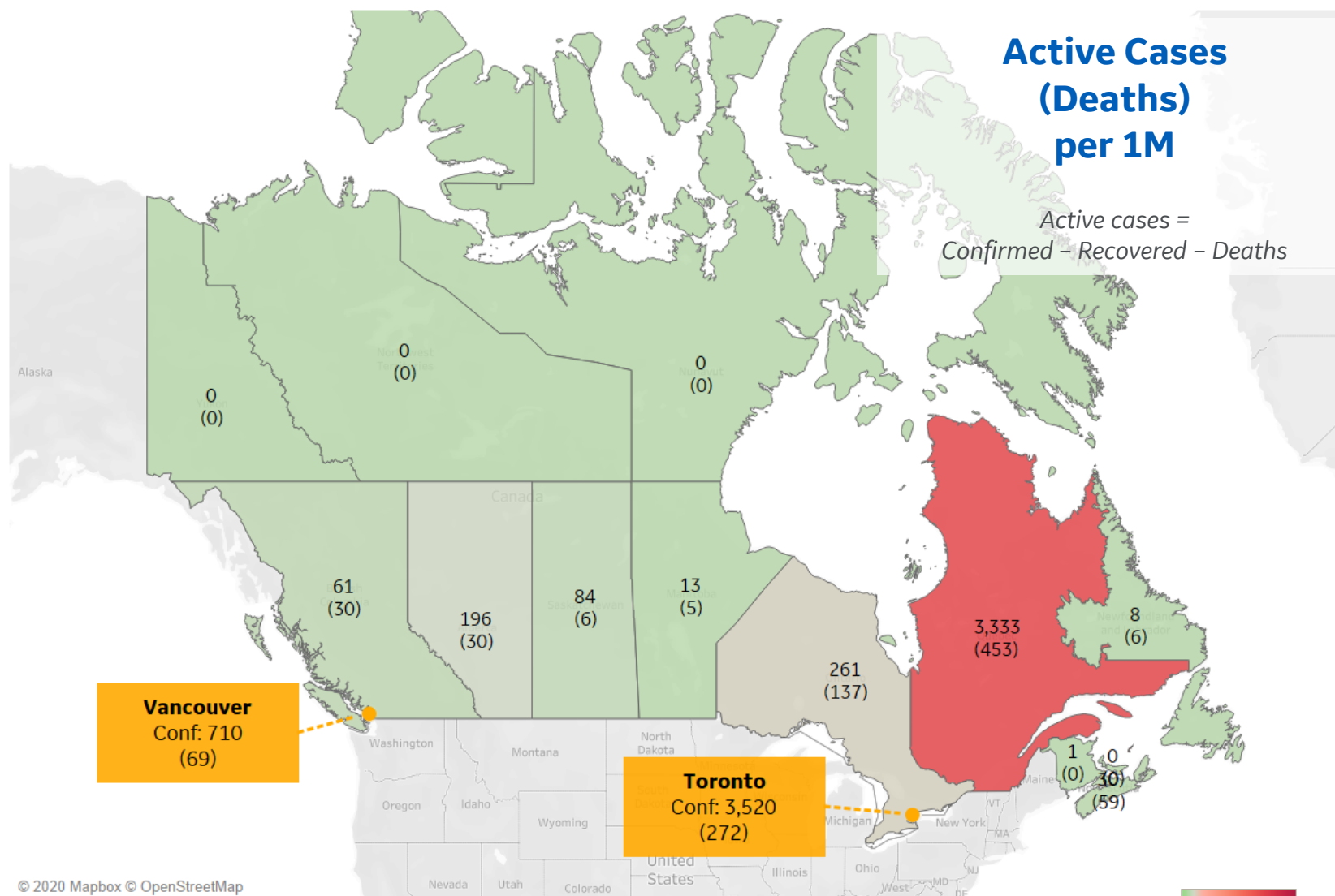
	Today	Change
Active Cases	927	+1%
Confirmed	32 new	+1%
Deaths	2 new	+1%
Recovered	23 new	+2%

Most Active Cases per 1M

Quebec	3,333
Ontario	261
Alberta	196
Saskatchewan	84
British Columbia	61
Nova Scotia	30
Manitoba	13
Newfoundland an..	8
New Brunswick	1

Active Cases (Deaths) per 1M

Active cases =
Confirmed - Recovered - Deaths





Per 1M in Region

	Today	Change
Active Cases	104	+3%
Confirmed	23 new	+5%
Deaths	4 new	+7%
Recovered	16 new	+5%

Most Active Cases per 1M

Distrito Federal	398
Tabasco	264
Yucatan	174
Baja California	152
Queretaro	139
Tlaxcala	134
Aguascalientes	133
Hidalgo	129
Quintana Roo	128
Sinaloa	123



© 2020 Mapbox © OpenStreetMap

0.0 450
Scale different from other pages

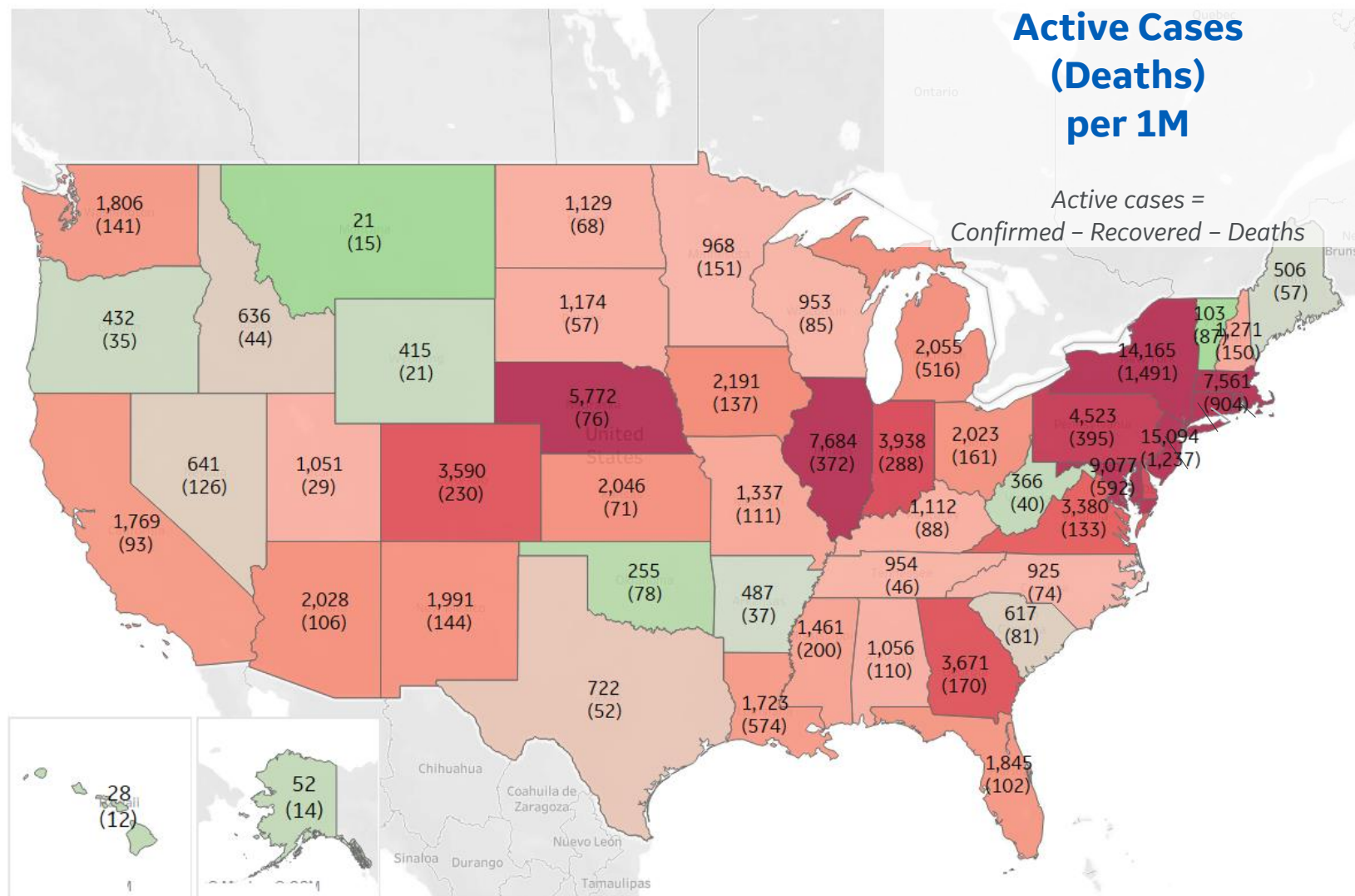


Per 1M in Region

	Today	Change
Active Cases	3,489	-2%
Confirmed	72 new	+2%
Deaths	4 new	+1%
Recovered	156 new	+17%

Most Active Cases per 1M

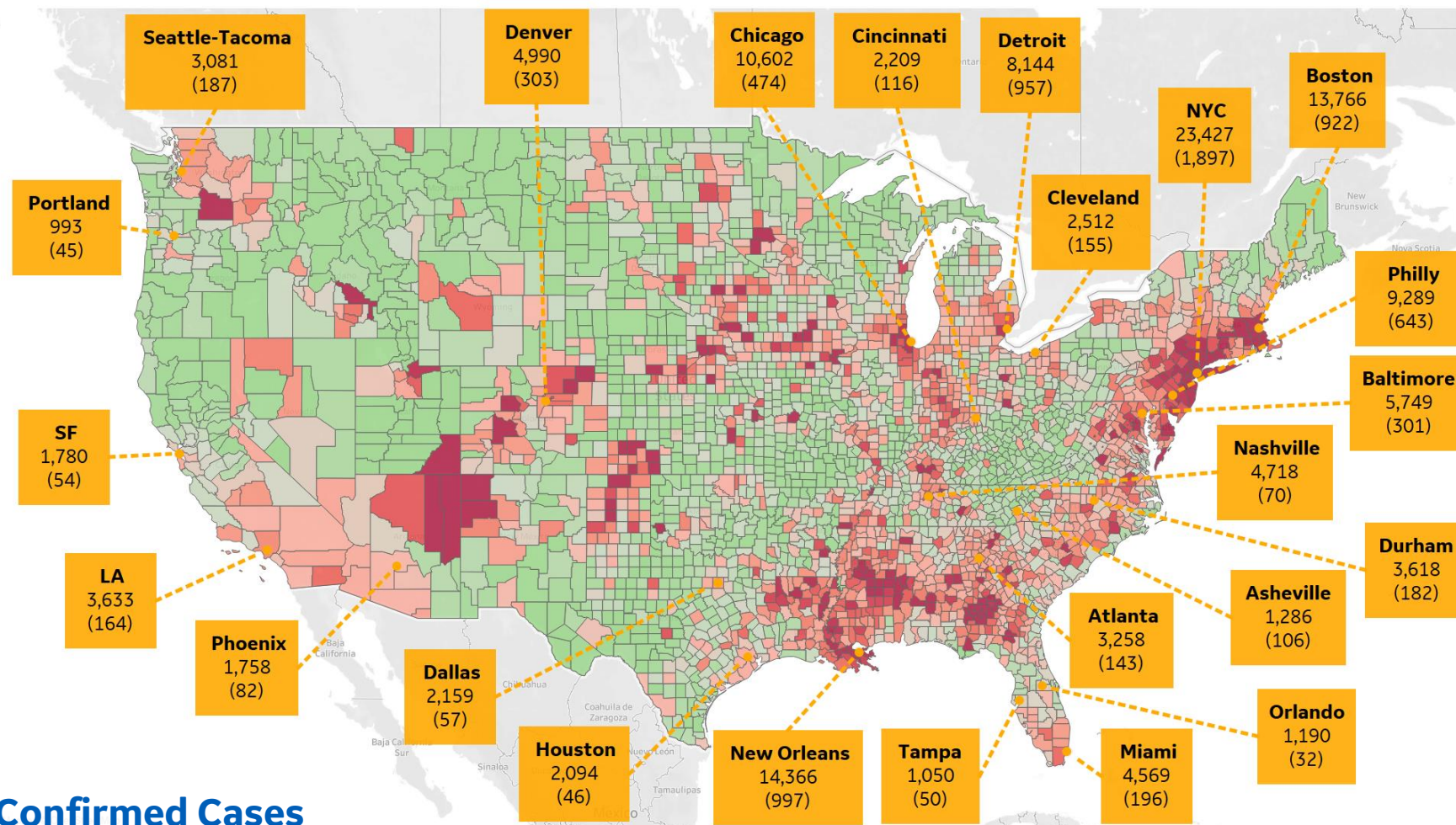
New Jersey	15,094
New York	14,165
Rhode Island	11,396
DC	9,077
Connecticut	8,341
Illinois	7,684
Massachusetts	7,561
Maryland	6,447
Nebraska	5,772
Pennsylvania	4,523



0 5,000+
Scale different from other pages

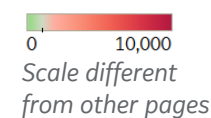


US by County & Metro, Total to Date



Confirmed Cases
(Deaths)
per 1M

Each box reports data for the Metropolitan Statistical Area of the major city listed



Top 10 Northeast Counties

Total Confirmed Cases / 1M

Rockland County, NY	38,861
Westchester County, NY	33,044
Passaic County, NJ	29,936
Nassau County, NY	28,655
Hudson County, NJ	26,963
Union County, NJ	26,228
Suffolk County, NY	25,539
Orange County, NY	25,530
New York City*	22,819
Essex County, NJ	20,331

Top 10 Other US Counties

Total Confirmed Cases / 1M

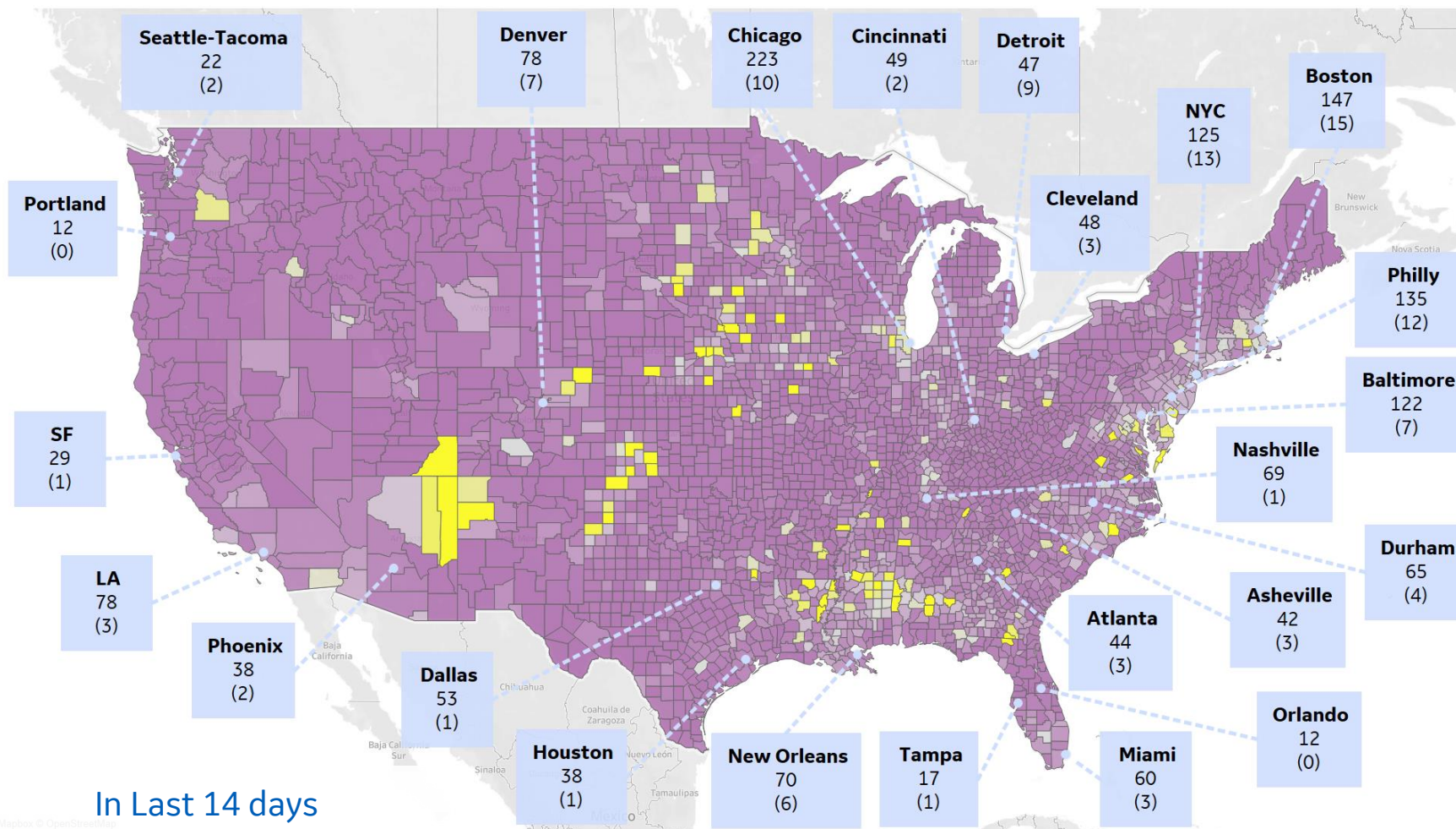
Orleans Parish, LA	17,409
Jefferson Parish, LA	16,058
Prince George's County, MD	12,108
Cook County, IL	11,684
Wayne County, MI	10,764
District of Columbia, DC	9,872
Lake County, IL	8,910
Yakima County, WA	8,597
Marion County, IN	8,369
Kane County, IL	7,712

Note: Includes counties ≥ 250K population

* New York City counties aggregated into one reporting area



US by County & Metro, New in Last 14 days



Top 10 Northeast Counties

Avg New Confirmed Cases / 1M

Providence County, RI	356
Worcester County, MA	231
Mercer County, NJ	230
Bristol County, MA	214
Hartford County, CT	205
Essex County, MA	202
Suffolk County, MA	199
Passaic County, NJ	188
Camden County, NJ	184
Delaware County, PA	174

Top 10 Other US Counties

Avg New Confirmed Cases / 1M

Kane County, IL	357
Prince George's County, MD	328
Yakima County, WA	289
Prince William County, VA	280
Cook County, IL	260
Winnebago County, IL	240
Lake County, IL	236
Montgomery County, MD	212
Fairfax County, VA	211
District of Columbia, DC	202

In Last 14 days
Avg New Confirmed Cases
(Avg New Deaths)
per 1M

Each box reports data for the Metropolitan Statistical Area of the major city listed



Scale different
from other pages

Note: Includes counties ≥ 250K population

* New York City counties aggregated into one reporting area



Central & South America



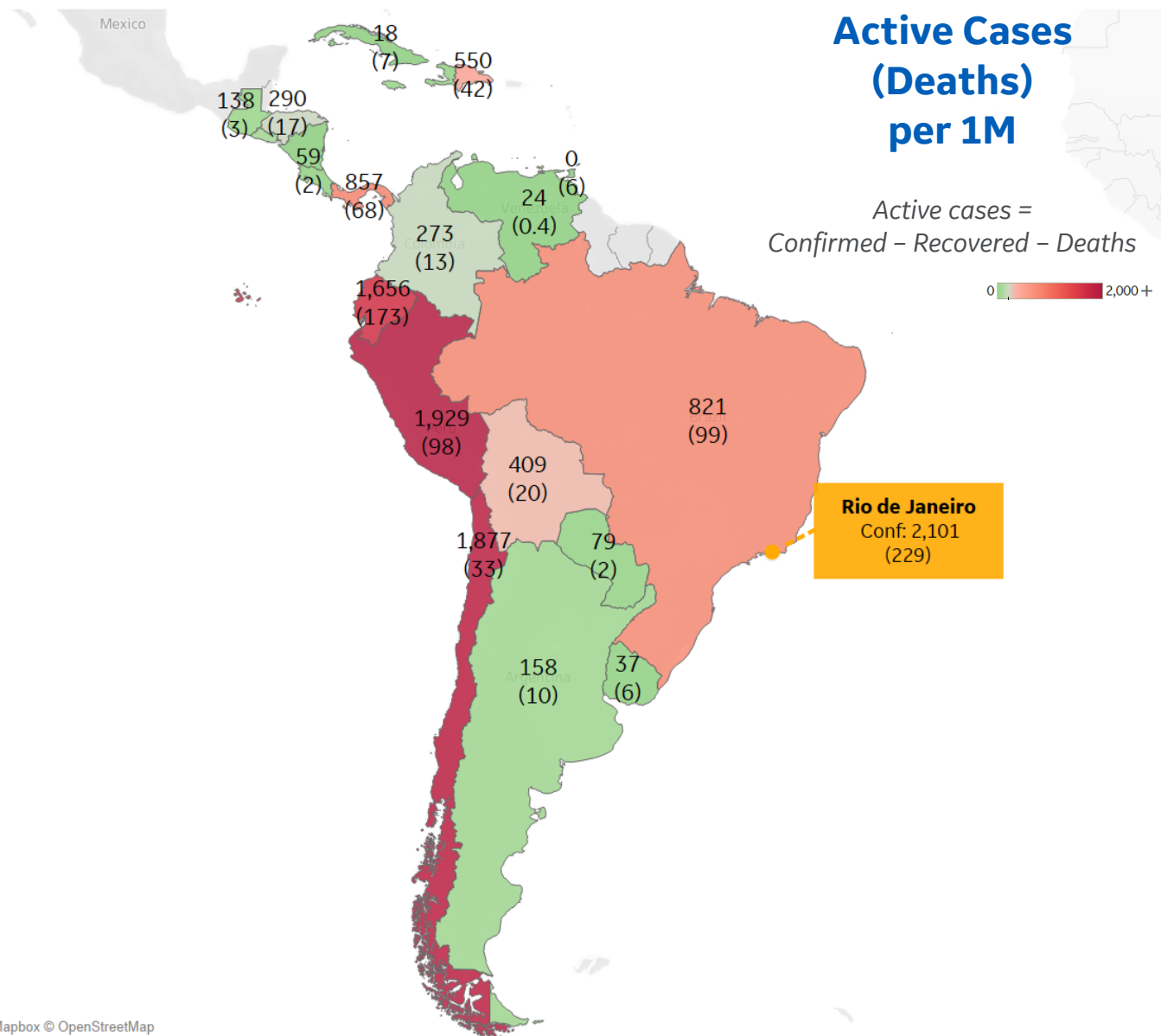
Per 1M in Region

	Today	Change
Active Cases	669	+5%
Confirmed	61 new	+5%
Deaths	3 new	+5%
Recovered	25 new	+6%

Most Active Cases per 1M

Peru	1,929
Chile	1,877
Ecuador	1,656
Panama	857
Brazil	821
Dom. Rep.	550
Bolivia	409
Honduras	290
Colombia	273
El Salvador	173

* Excludes regions with population < 1M





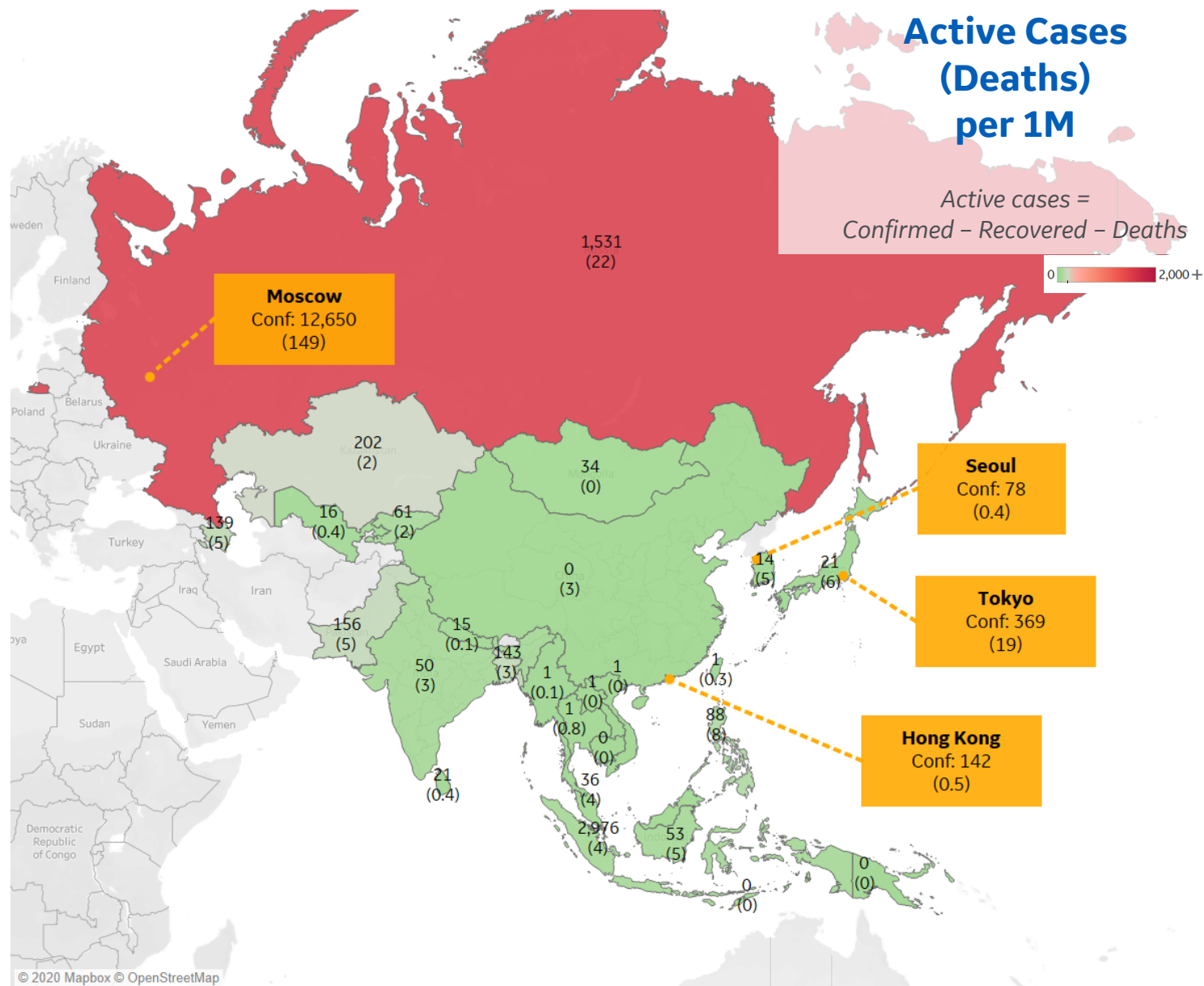
Per 1M in Region

	Today	Change
Active Cases	93	+2%
Confirmed	5 new	+3%
Deaths	0.1 new	+3%
Recovered	3 new	+4%

Most Active Cases per 1M

Singapore	2,976
Russia	1,531
Kazakhstan	202
Pakistan	156
Bangladesh	143
Azerbaijan	139
Philippines	88
Kyrgyzstan	61
Indonesia	53
India	50

* Excludes regions with population < 1M





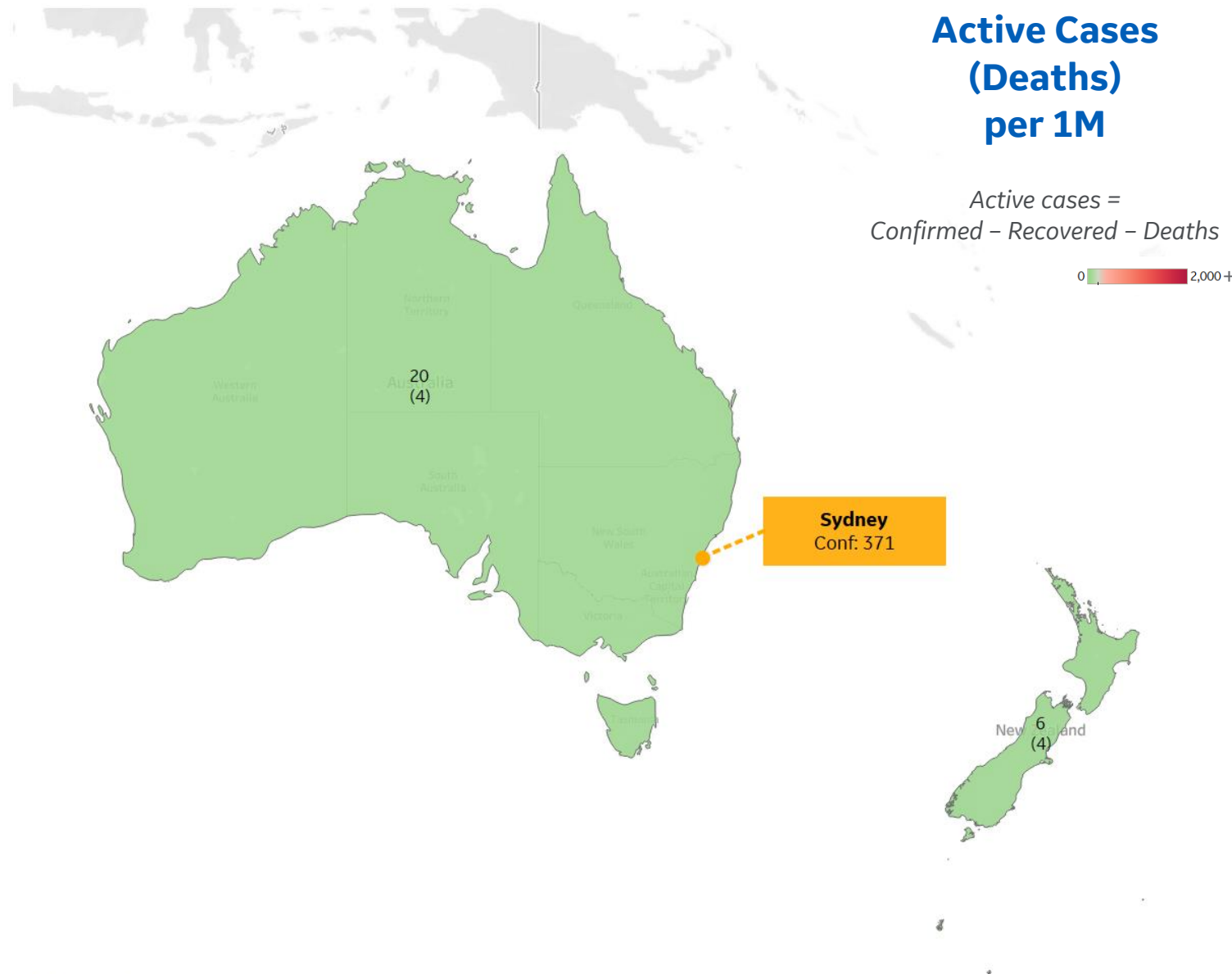
Per 1M in Region

	Today	Change
Active Cases	17	-0.1%
Confirmed	0.1 new	+0%
Deaths	0 new	+0%
Recovered	0 new	+0%

Most Active Cases per 1M

Australia	20
New Zealand	6

* Excludes regions with population < 1M





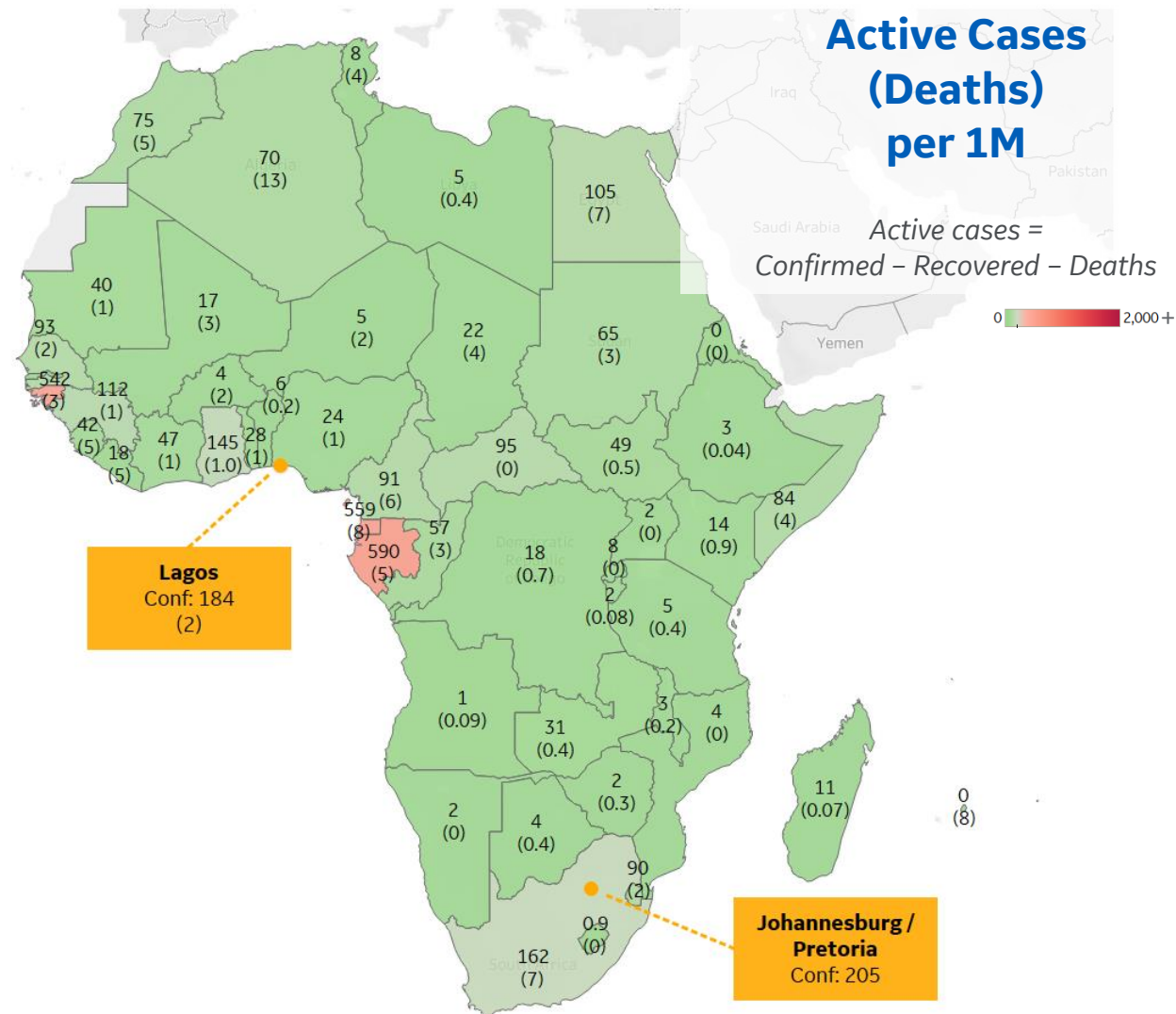
Per 1M in Region

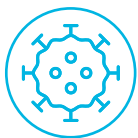
	Today	Change
Active Cases	44	+3%
Confirmed	3 new	+4%
Deaths	0.1 new	+3%
Recovered	2 new	+7%

Most Active Cases per 1M

Gabon	590
Eq. Guinea	559
Guinea-Bissau	542
South Africa	162
Ghana	145
Guinea	112
Egypt	105
Central African R..	95
Senegal	93
Cameroon	91

* Excludes regions with population < 1M





** Per 1M = Per 1 Million Population unless otherwise noted

Johns Hopkins Coronavirus Resource Center:

<https://coronavirus.jhu.edu/map.html>

Worldometer Coronavirus Reporting:

<https://www.worldometers.info/coronavirus/>

Public Health England:

<https://www.gov.uk/government/publications/covid-19-track-coronavirus-cases>

US Department of Homeland Security, Homeland Infrastructure Foundation-Level Data:

<https://hifld-geoplatform.opendata.arcgis.com/datasets/hospitals>

City of New York, NYC Health:

<https://www1.nyc.gov/site/doh/covid/covid-19-data.page>

Chicago Coronavirus Latest Data:

<https://www.chicago.gov/city/en/sites/covid-19/home/latest-data.html>

National Health Commission of the PRC:

<http://www.nhc.gov.cn/xcs/yqtb/202003/bf66696029ba420098164607240074f8.shtml>

Korean Centers for Disease Control and Prevention:

http://www.cdc.go.kr/cdc_eng/

CDC, Severe Outcomes Among Patients with Coronavirus Disease 2019 (COVID-19):

<https://www.cdc.gov/mmwr/volumes/69/wr/mm6912e2.htm>

COVID-19 Information for Switzerland:

<https://www.corona-data.ch/>

WHO Europe, Surveillance Report:

<http://www.euro.who.int/en/health-topics/health-emergencies/coronavirus-covid-19/weekly-surveillance-report>

WHO Europe, Principles for Transition:

<http://www.euro.who.int/en/media-centre/sections/statements/2020/statement-transition-to-a-new-normal-during-the-covid-19-pandemic-must-be-guided-by-public-health-principles>

UK Office for National Statistics

<https://www.ons.gov.uk/peoplepopulationandcommunity/birthsdeathsandmarriages/deaths/bulletins/deathsregisteredweeklyinenglandandwalesprovisional/weekending24april2020>

Public Health Authority of Sweden:

<https://www.folkhalsomyndigheten.se/smittskydd-beredskap/utbrott/aktuella-utbrott/covid-19/bekraftade-fall-i-sverige>

National Public Health Agency of France:

<https://www.santepubliquefrance.fr/regions/ile-de-france/documents/bulletin-regional/2020/covid-19-point-epidemiologique-en-ile-de-france-du-23-avril-2020>

Italian Department of Civil Protection, COVID Monitoring:

<http://opendatadpc.maps.arcgis.com/apps/opsdashboard/index.html#/b0c68bce2cce478eaac82fe38d4138b1>

The COVID Tracking Project:

<https://covidtracking.com/data/>

CIA World Factbook:

<https://www.cia.gov/library/publications/resources/the-world-factbook/>

Italian Ministry of Health:

<http://www.salute.gov.it/portale/nuovocoronavirus/dettaglioContenutiNuovoCoronavirus.jsp?lingua=italiano&id=5351&area=nuovoCoronavirus&menu=vuoto>

New South Wales Government:

<https://www.health.nsw.gov.au/Infectious/diseases/Pages/covid-19-latest.aspx>

Provincial Health Services Authority of Canada, BC Center for Disease Control:

<http://www.bccdc.ca/about/news-stories/stories/2020/information-on-novel-coronavirus>

Coronavirus Cases in Japan by Prefecture, Nippon Communications Foundation:

<https://www.nippon.com/en/japan-data/h00657/coronavirus-cases-in-japan-by-prefecture.html>

Coordination Center for Health Emergencies, Spain:

https://www.msccbs.gob.es/profesionales/saludPublica/ccayes/alertasActual/nCov-China/documentos/Actualizacion_78_COVID-19.pdf

CDC, National Vital Statistics Reports:

https://www.cdc.gov/nchs/data/nvsr/nvsr68/nvsr68_06-508.pdf

Secretary of Health, Mexico:

<https://www.gob.mx/salud/en>

Deaths by Age Group:

<https://dc-covid.site.ined.fr/fr/donnees/>

First case:

<https://g1.globo.com/sp/sao-paulo/noticia/2020/02/25/ministerio-da-saude-investiga-possivel-paciente-com-coronavirus-em-sp-caso-foi-para-contraprova.ghtml>

7 day isolation:

<https://g1.globo.com/bemestar/coronavirus/noticia/2020/03/13/ministerio-da-saude-divulga-orientacoes-para-estados-sobre-coronavirus.ghtml>

First death:

<https://www1.folha.uol.com.br/colunas/monicabergamo/2020/03/sao-paulo-registra-primeira-morte-por-coronavirus.shtml>

Financial help:

<https://g1.globo.com/economia/noticia/2020/04/09/6-milhoes-comecam-a-receber-auxilio-emergencial-de-r-600-nesta-quinta.ghtml>

Minister of health fired:

<https://g1.globo.com/politica/noticia/2020/04/16/mandetta-anuncia-em-rede-social-que-foi-demitido-do-ministerio-da-saude.ghtml>

Deaths doubled:

<https://g1.globo.com/bemestar/coronavirus/noticia/2020/05/09/brasil-tem-10627-mortes-por-coronavirus-diz-ministerio.ghtml>

Mexico COVID events:

Travel restrictions:

<https://apnews.com/9e5bb61c8bb22aba3fe0557aa82f592e>

School closures:

<https://www.eluniversal.com.mx/english/covid-19-mexico-close-schools-month-over-coronavirus-concerns>

National emergency:

<https://www.gob.mx/salud/prensa/consejo-de-salubridad-general-declara-emergencia-sanitaria-nacional-a-epidemia-por-coronavirus-covid-19-239301>

Re-opening:

<https://apnews.com/1b85c48028b7b95ecb8c706bb5a29d04>