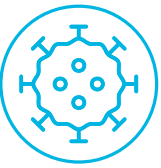
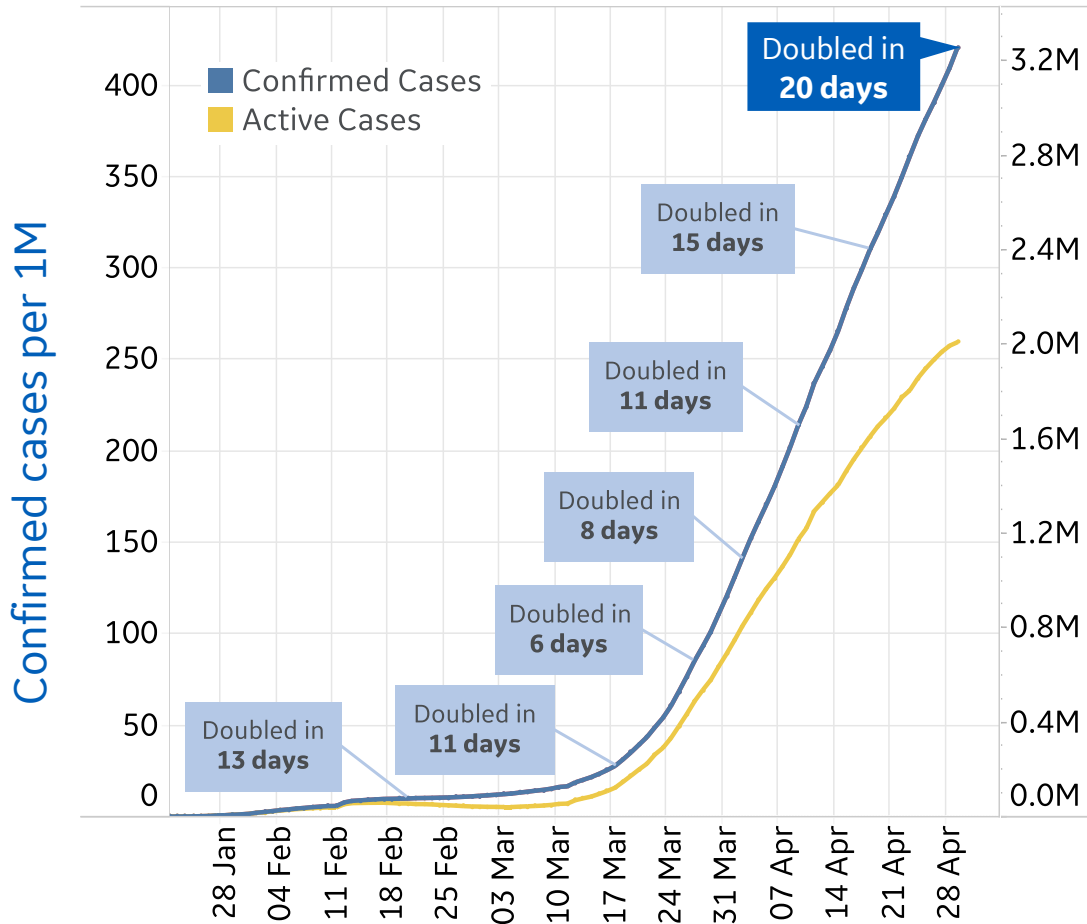


Global Confirmed & Active Cases



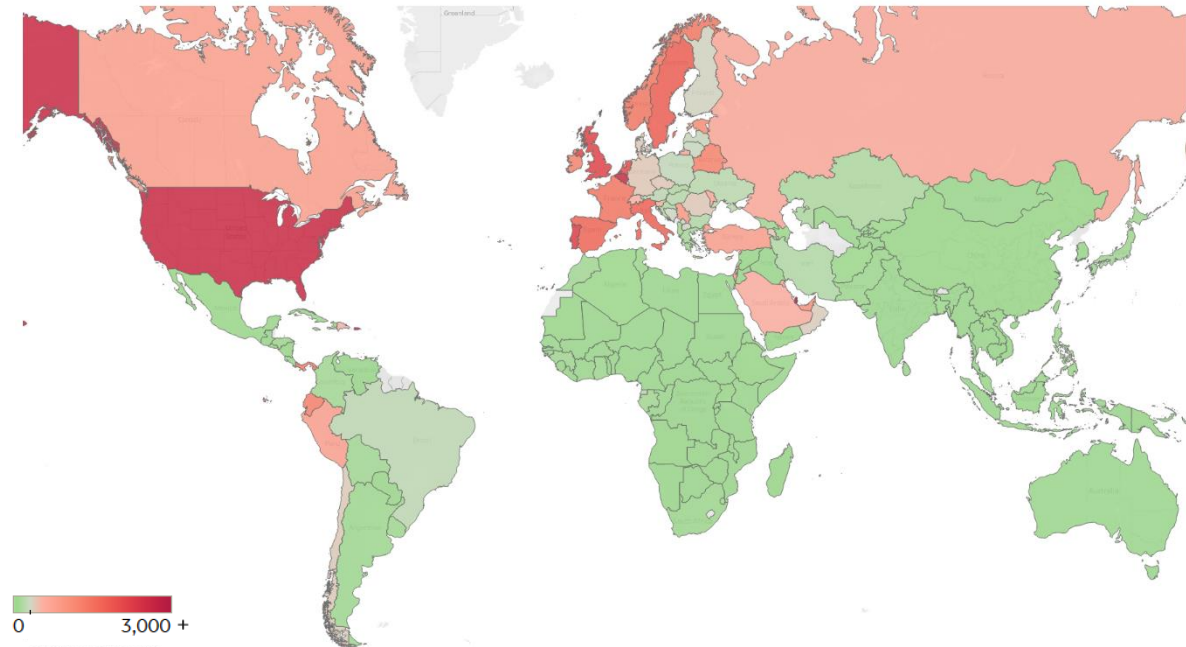
Trend since 22 Jan



Total confirmed cases

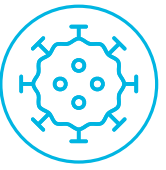
Today per 1M

$$\text{Active cases} = \text{Confirmed} - \text{Recovered} - \text{Deaths}$$



Per 1M:	Today	Change
Active Cases	259	+1%
Confirmed	11 new	+3%
Deaths	0.7 new	+3%
Recovered	9 new	+7%

Global Summary



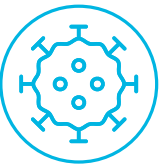
Volume	Active Cases	Today			Total since 22 Jan		
		Confirmed	Deaths	Recovered	Confirmed Cases	Total Deaths	Total Recovered
US	852,481	29,515	2,029	33,227	1,069,424	62,996	153,947
UK	144,780	6,040	676	2	172,481	26,842	859
Italy	101,551	1,872	285	4,693	205,463	27,967	75,945
Russia	93,806	7,099	101	1,333	106,498	1,073	11,619
France	92,509	756	289	1,262	167,299	24,410	50,380
Spain	76,842	518	268	3,103	213,435	24,543	112,050
Turkey	68,144	2,615	93	4,846	120,204	3,174	48,886
Brazil	45,246	7,502	493	1,803	87,187	6,006	35,935
Netherlands	34,576	514	84	6	39,512	4,811	125
Germany	32,886	1,470	156	3,100	163,009	6,623	123,500
Canada	29,723	1,592	155	1,097	54,457	3,310	21,424
Belgium	29,349	660	93	293	48,519	7,594	11,576
Portugal	22,537	540	16	49	25,045	989	1,519
Ecuador	22,476	259	17	1	24,934	900	1,558
Saudi Arabia	19,428	1,351	5	210	22,753	162	3,163
Sweden	17,501	790	124	0	21,092	2,586	1,005
Singapore	14,910	528	1	56	16,169	15	1,244
Iran	13,509	983	71	1,312	94,640	6,028	75,103
Qatar	12,027	845	0	129	13,409	10	1,372
Japan	11,198	193	17	92	14,088	430	2,460
UAE	9,947	552	7	100	12,481	105	2,429
Norway	7,496	28	3	0	7,738	210	32
Israel	7,163	112	7	328	15,946	222	8,561
Panama	5,768	154	10	49	6,532	188	576
Total World	2,008,705	86,942	5,750	66,016	3,256,846	233,388	1,014,753

Total recoveries **Worldwide** exceed 1M (31% of confirmed cases)

Per 1M	Active Cases	Today			Total since 22 Jan		
		Confirmed	Deaths	Recovered	Confirmed Cases	Total Deaths	Total Recovered
Qatar	4,175	293	0	45	4,654	3	476
US	2,575	89	6	100	3,231	190	465
Singapore	2,549	90	0	10	2,764	3	213
Belgium	2,532	57	8	25	4,186	655	999
Portugal	2,210	53	2	5	2,456	97	149
UK	2,133	89	10	0	2,541	395	13
Netherlands	2,018	30	5	0	2,306	281	7
Sweden	1,733	78	12	0	2,088	256	100
Italy	1,680	31	5	78	3,398	463	1,256
Spain	1,644	11	6	66	4,565	525	2,397
France	1,417	12	4	19	2,563	374	772
Norway	1,383	5	1	0	1,427	39	6
Panama	1,337	36	2	11	1,514	44	133
Ecuador	1,274	15	1	0	1,413	51	88
UAE	1,006	56	1	10	1,262	11	246
Israel	828	13	1	38	1,842	26	989
Turkey	808	31	1	57	1,425	38	580
Canada	788	42	4	29	1,443	88	568
Russia	643	49	1	9	730	7	80
Saudi Arabia	558	39	0	6	654	5	91
Germany	393	18	2	37	1,946	79	1,474
Brazil	213	35	2	8	410	28	169
Iran	161	12	1	16	1,127	72	894
Japan	89	2	0	1	111	3	19
Total World	259	11	1	9	421	30	131

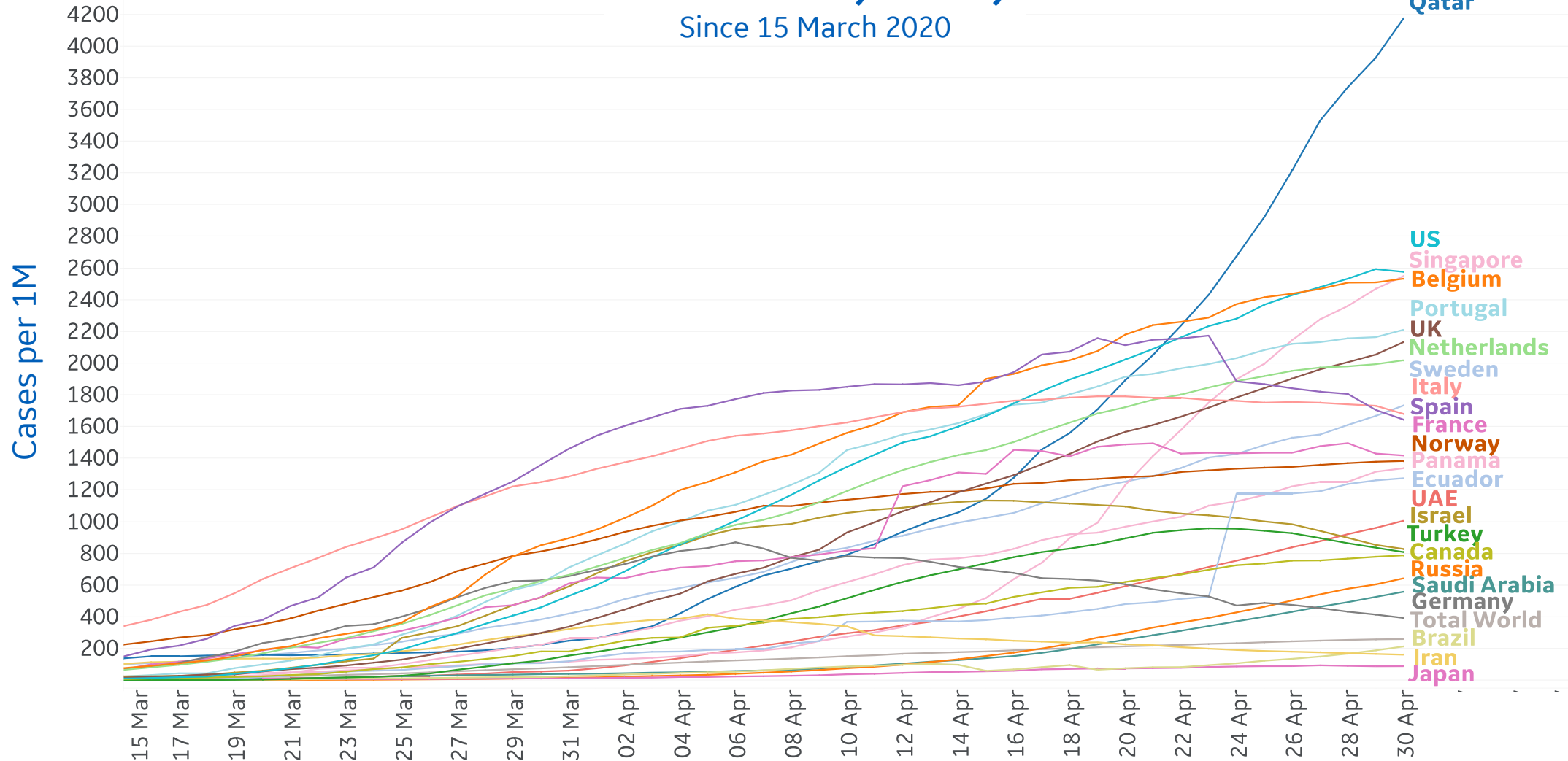
Active cases in **Russia** increased 50% in the last 6 days

Trends in Active Cases

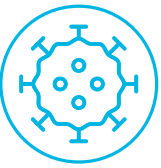


Active Cases by Country

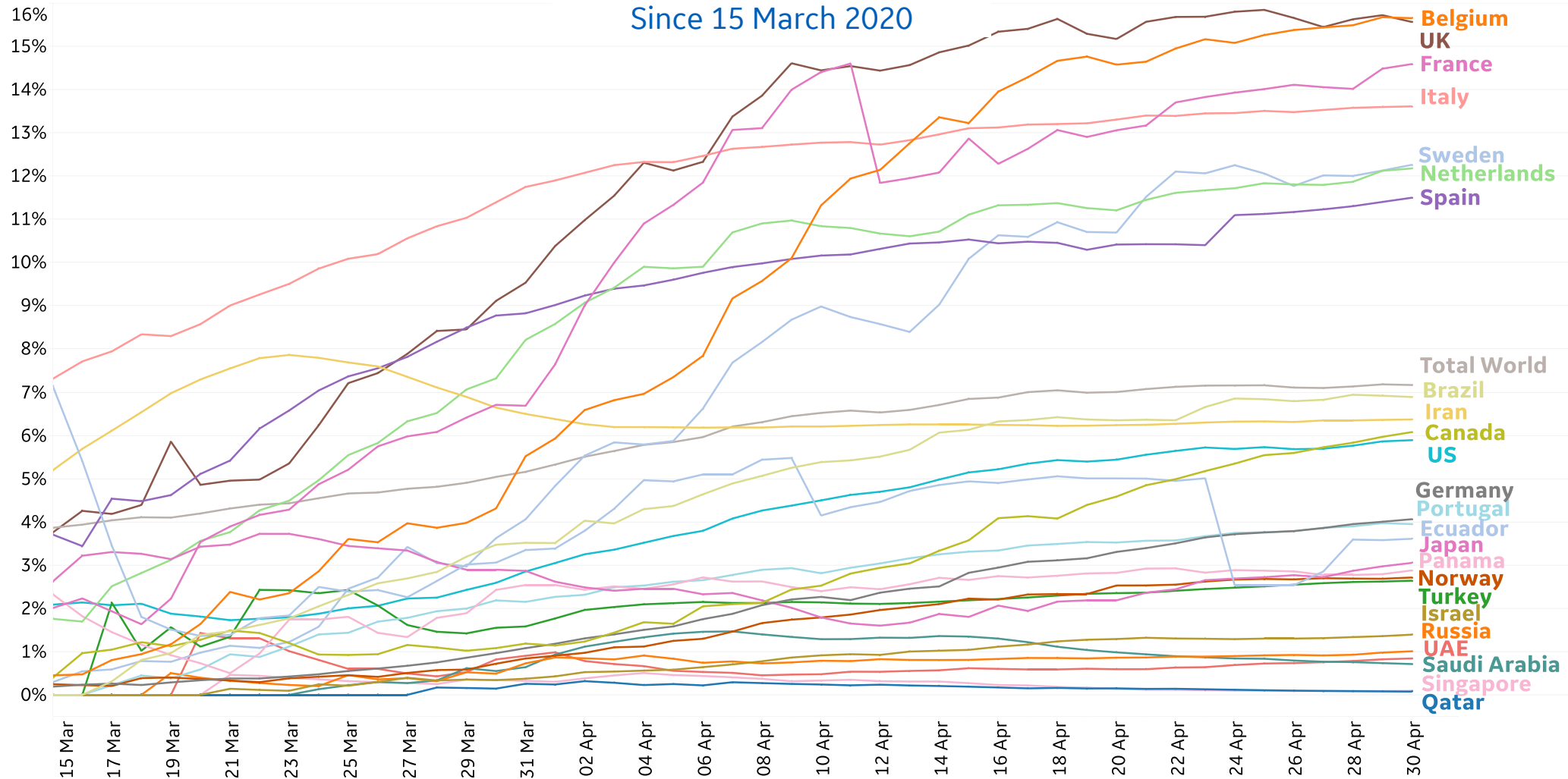
Since 15 March 2020



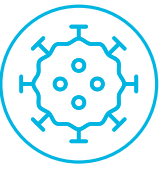
Fatality Rate over time by Country



Deaths / Confirmed Cases Since 15 March 2020

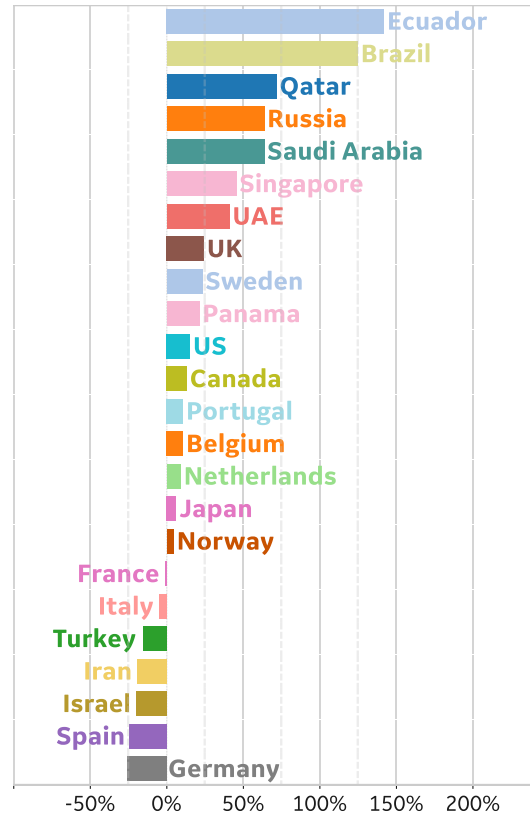


Percent Change in Case Volume by Country

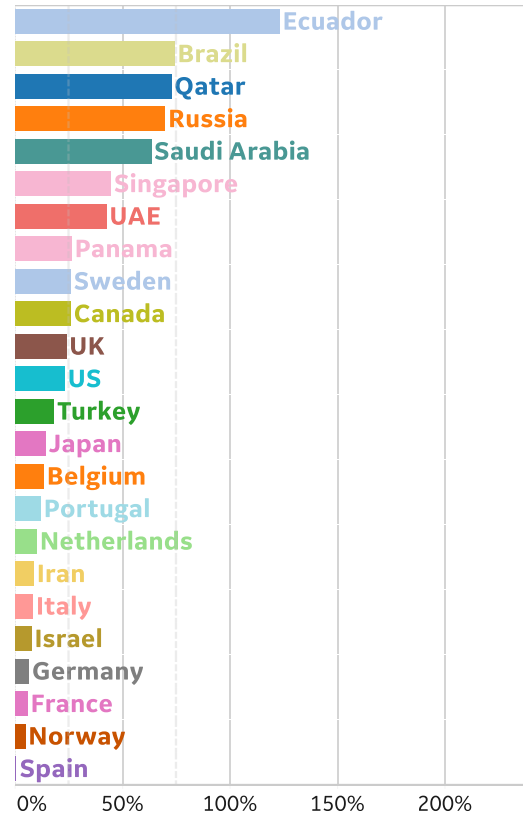


Over Previous 7 days

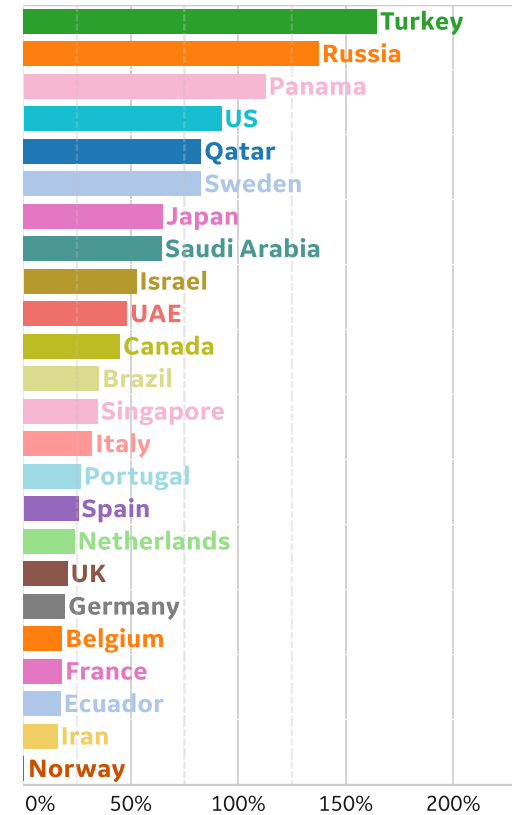
Active Cases



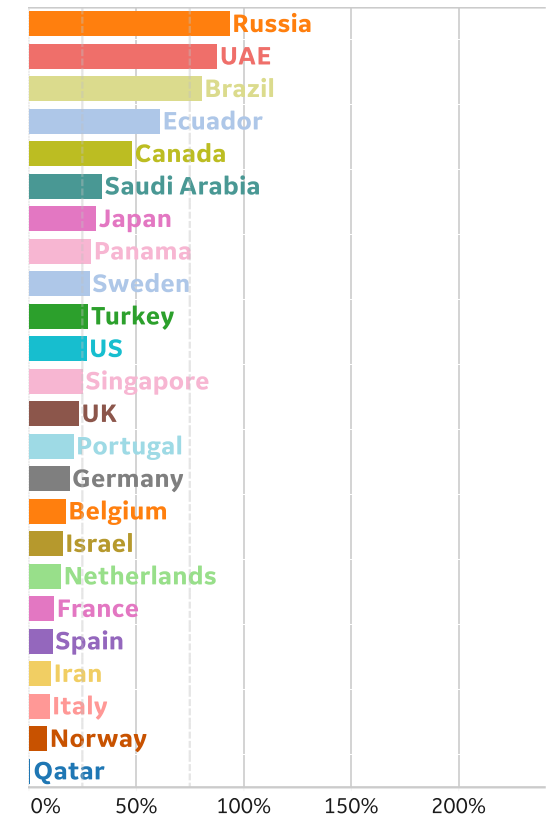
Confirmed Cases



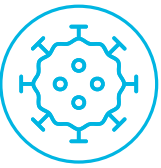
Reported Recoveries



Reported Deaths

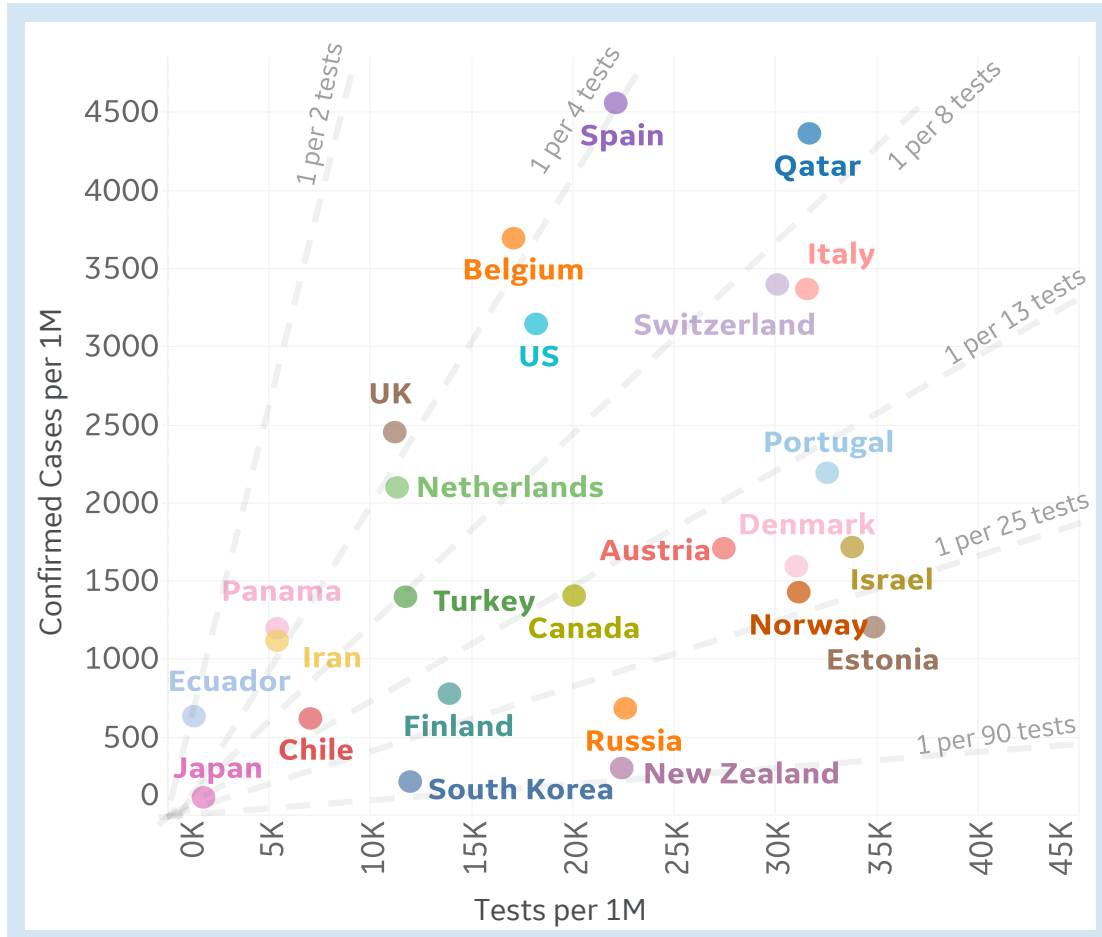


Feature: US & International Testing

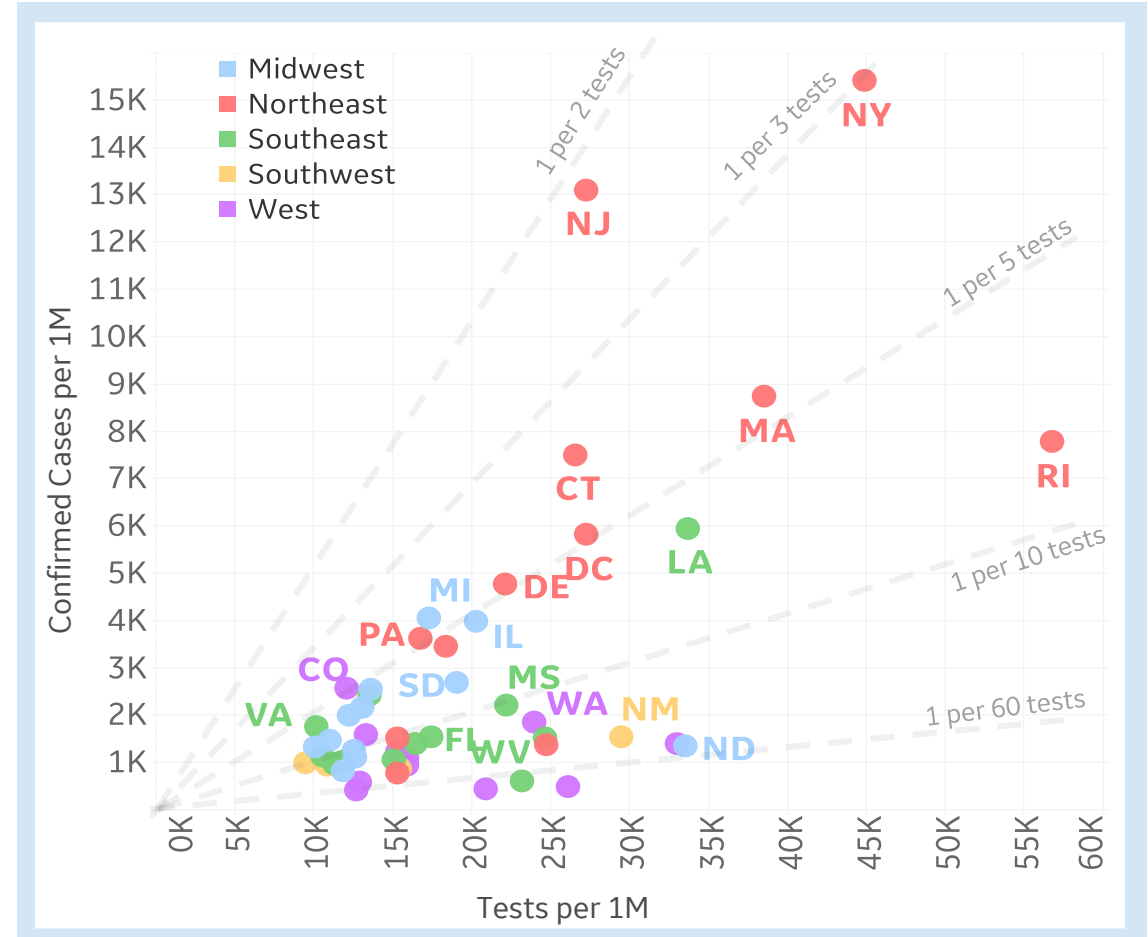


Relationship between testing and confirmed cases

International



US States



Europe & Middle East

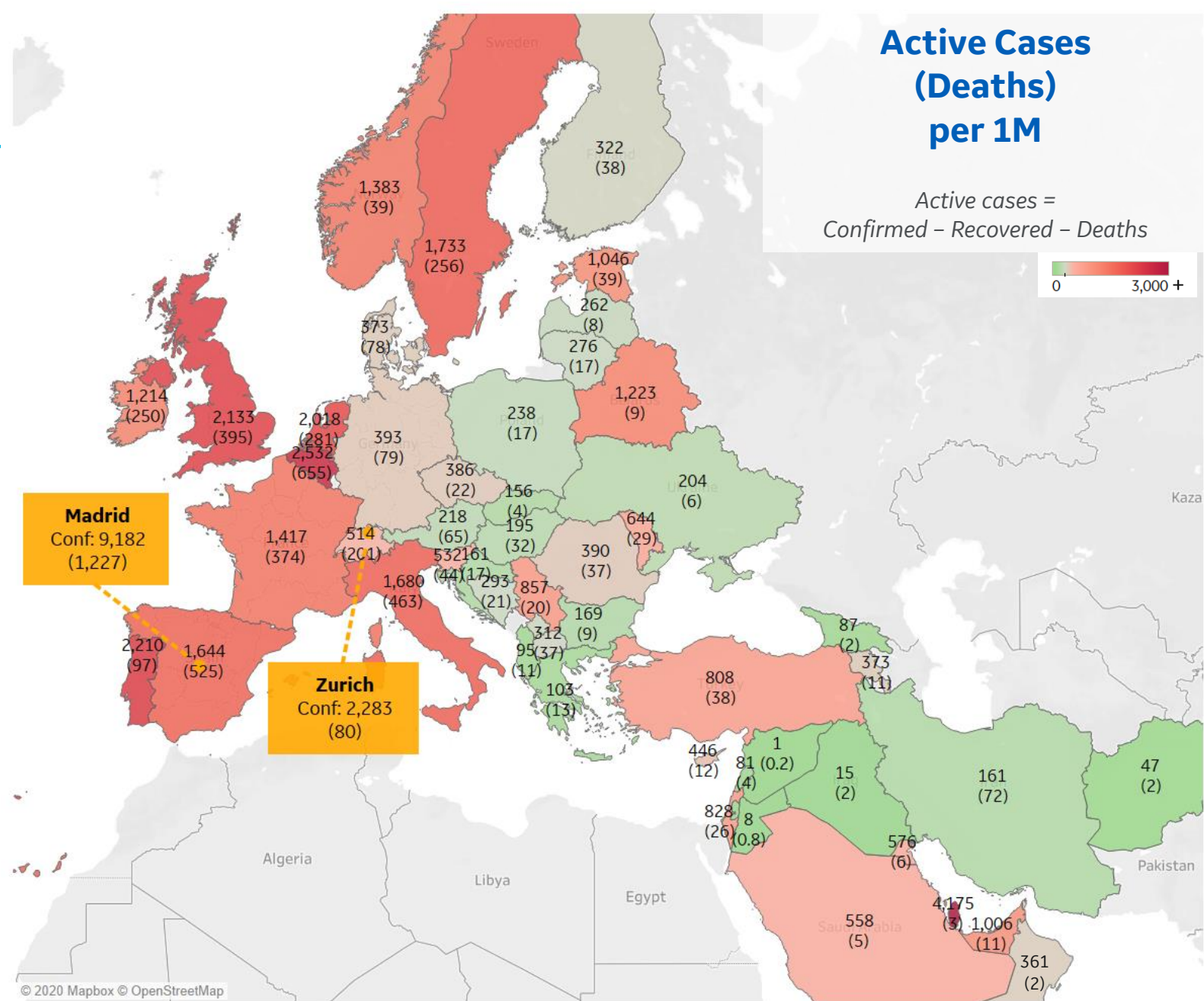
Per 1M in Region

	Today	Change
Active Cases	810	-0.1%
Confirmed	28 new	+2%
Deaths	3 new	+2%
Recovered	26 new	+4%

Most Active Cases per 1M

Qatar	4,175
Belgium	2,532
Portugal	2,210
UK	2,133
Netherlands	2,018
Sweden	1,733
Italy	1,680
Spain	1,644
France	1,417
Norway	1,383

* Excludes regions with population < 1M



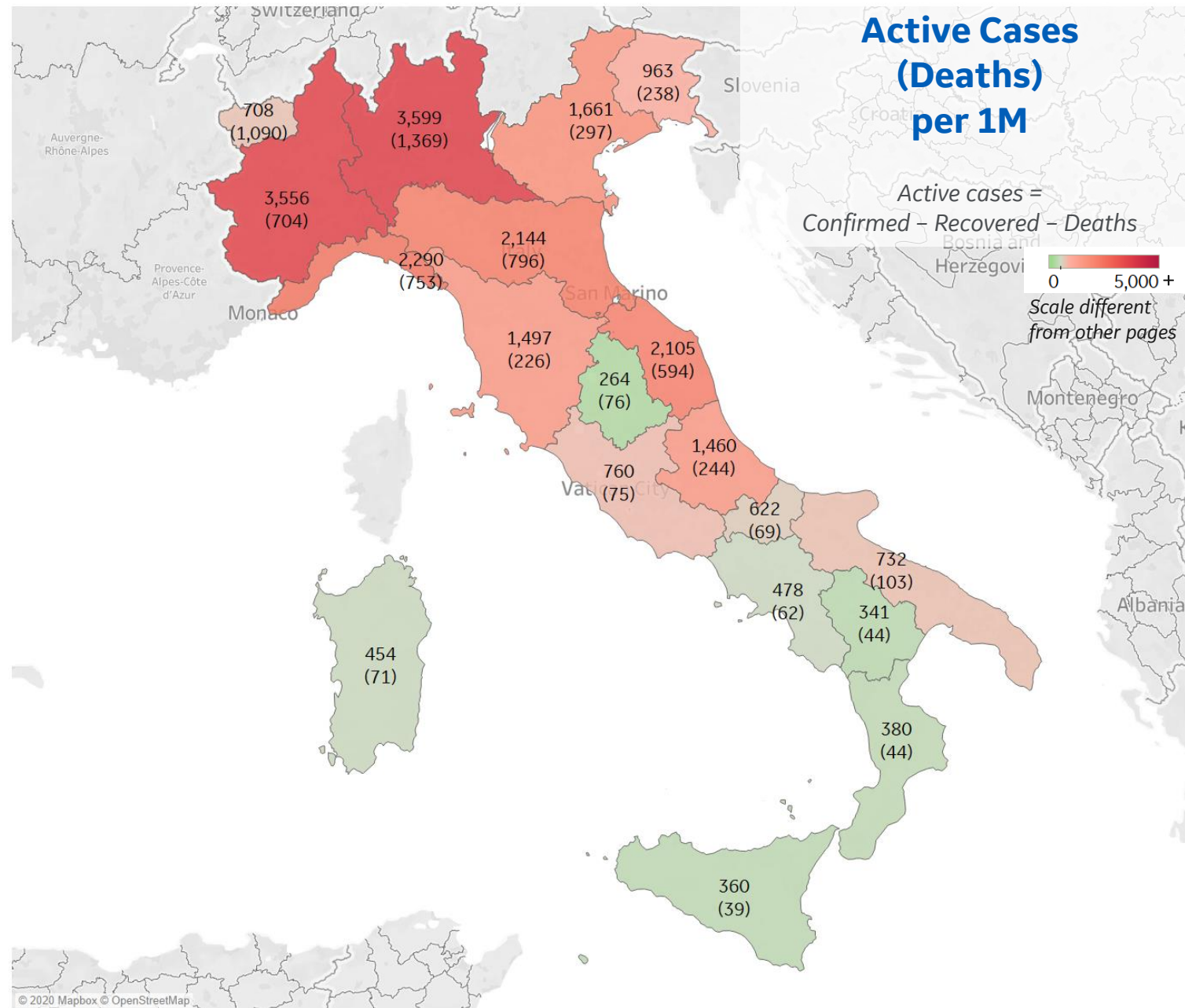
Italy

Per 1M in Region

	Today	Change
Active Cases	1,680	-3%
Confirmed	31 new	+3%
Deaths	5 new	+3%
Recovered	78 new	+7%

Most Active Cases per 1M

Lombardia	3,599
Piemonte	3,556
Liguria	2,290
Emilia-Romagna	2,144
Marche	2,105
Veneto	1,661
Toscana	1,497
Abruzzo	1,460
Trentino-Alto Adi..	1,278
Friuli Venezia Giul..	963



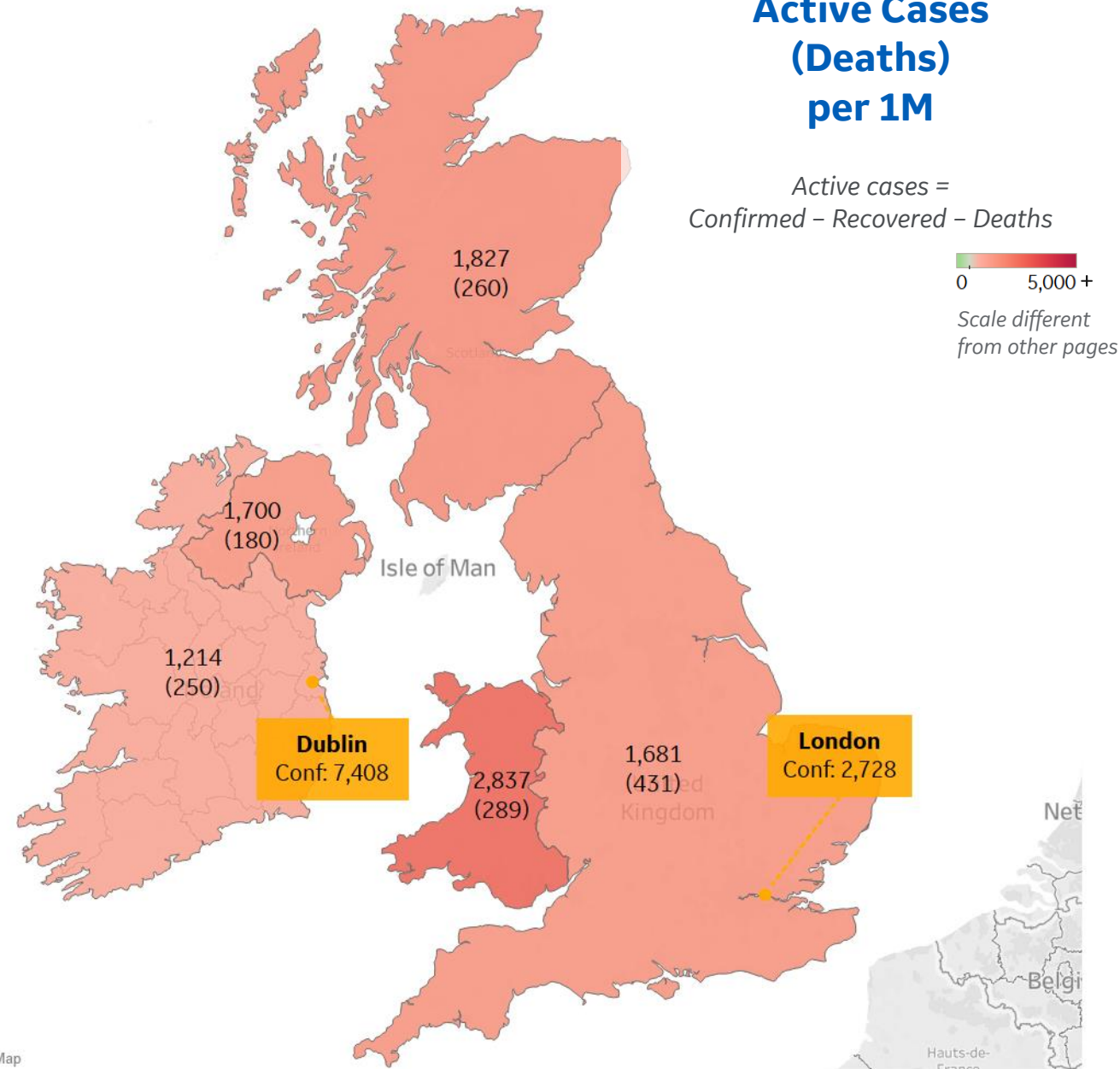
UK & Ireland

Per 1M in Region

	Today	Change
Active Cases	2,070	+4%
Confirmed	88 new	+3%
Deaths	10 new	+3%
Recovered	0.03 new	+0.01%

Most Active Cases per 1M

Wales	2,837
Scotland	1,827
Northern Ireland	1,700
England	1,681
Ireland	1,214



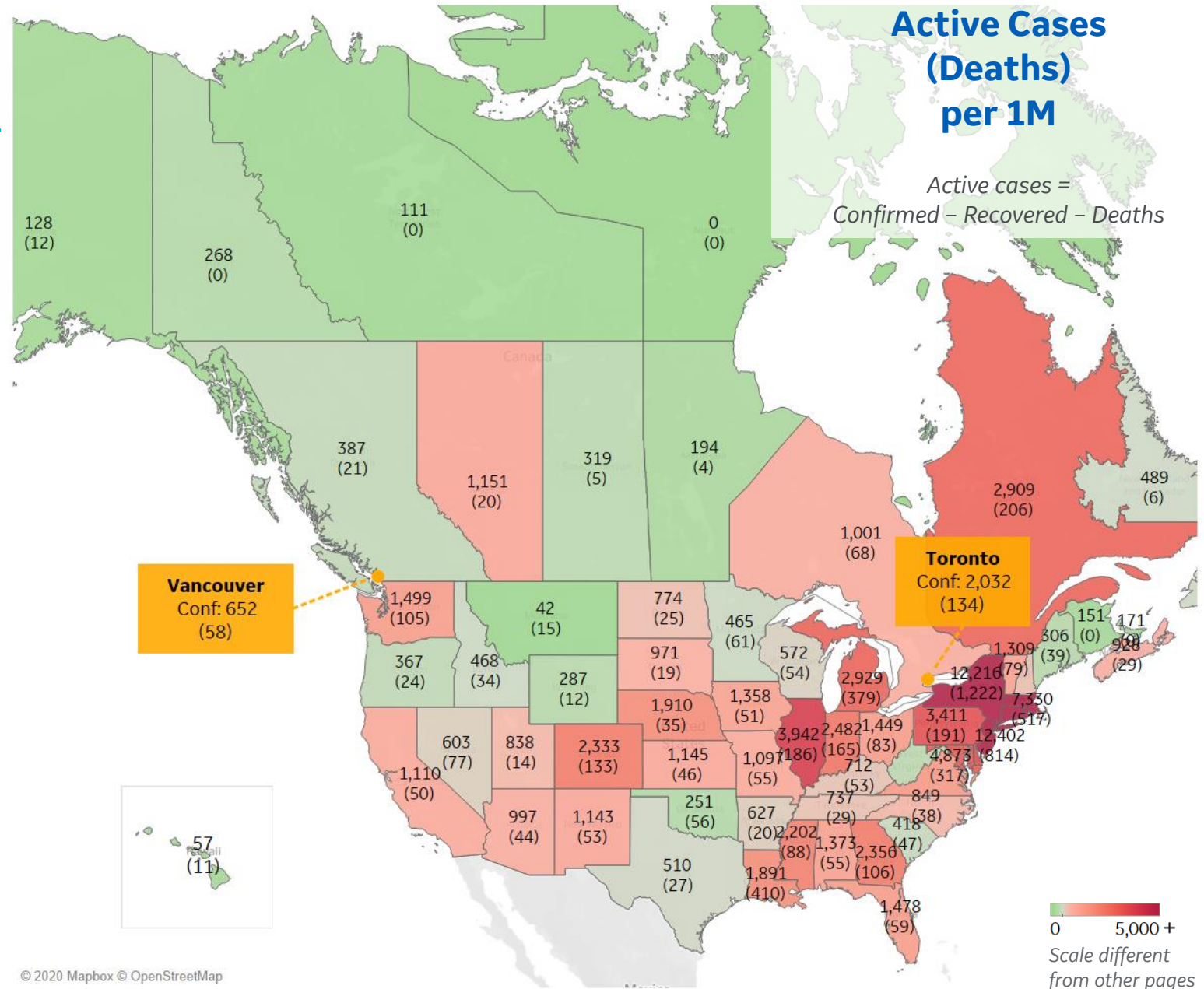
US & Canada

Per 1M in Region

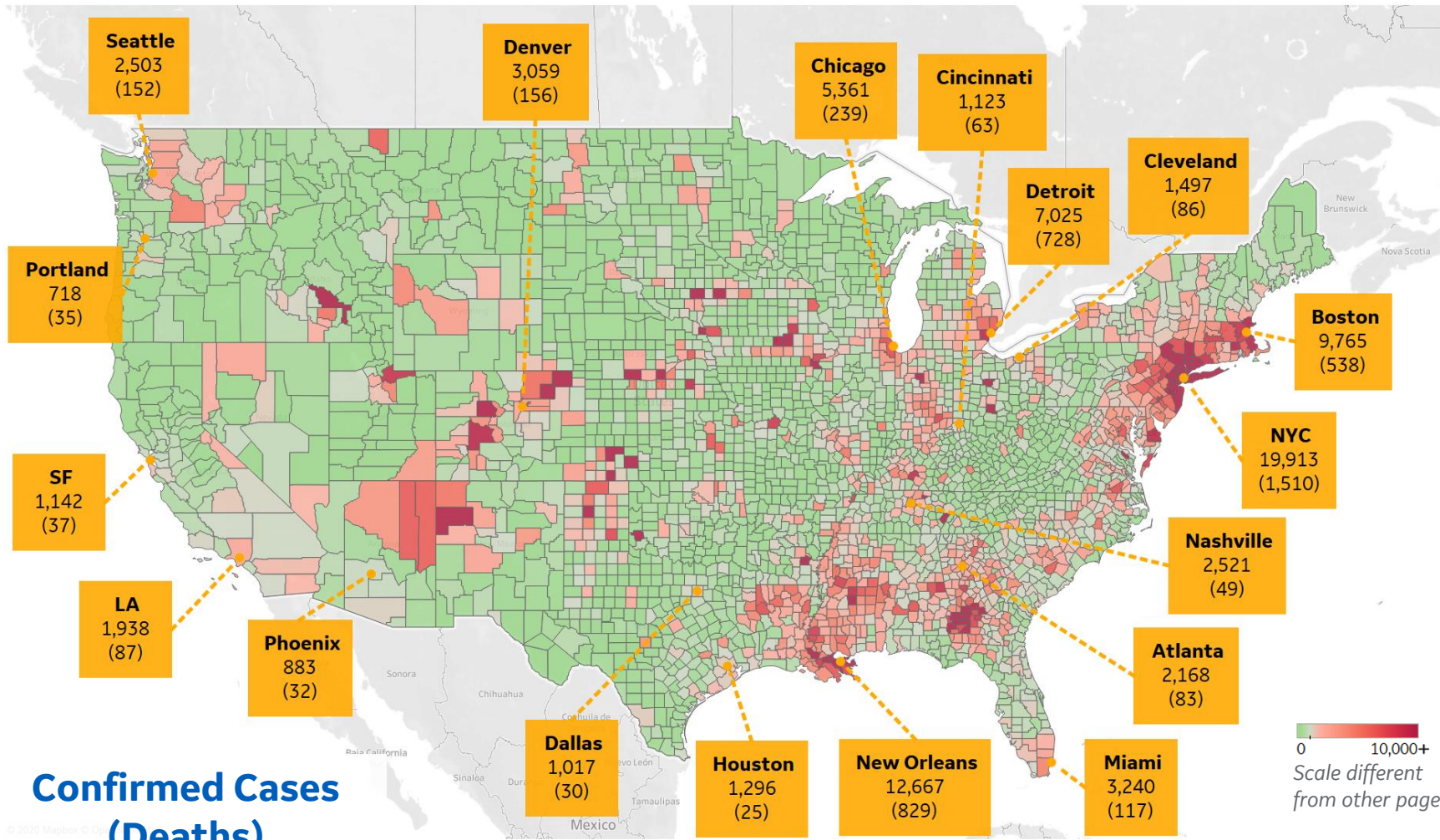
	Today	Change
Active Cases	2,392	-1%
Confirmed	84 new	+3%
Deaths	6 new	+3%
Recovered	93 new	+24%

Most Active Cases per 1M

New Jersey	12,402
New York	12,216
Rhode Island	7,564
Massachusetts	7,330
Connecticut	7,118
DC	4,873
Illinois	3,942
Pennsylvania	3,411
Michigan	2,929
Louisiana	1,891



US by County & Metro Area



Each box reports data for the Metropolitan Statistical Area of the major city listed

Top 10 Northeast Counties

Confirmed Cases per 1M

Rockland County, NY	35,937
Westchester County, NY	29,943
Nassau County, NY	26,423
Passaic County, NJ	24,807
Suffolk County, NY	22,798
Union County, NJ	22,608
Orange County, NY	22,471
Hudson County, NJ	22,184
New York City*	20,089
Essex County, NJ	17,124

Top 10 Other US Counties

Confirmed Cases per 1M

Orleans Parish, LA	16,537
Jefferson Parish, LA	14,329
Wayne County, MI	9,563
Cook County, IL	7,090
Prince George's County, MD	6,646
Macomb County, MI	6,308
District of Columbia, DC	6,125
Oakland County, MI	5,779
Marion County, IN	5,733
Weld County, CO	5,473

Note: Includes counties ≥ 250K population

* New York City counties aggregated into one reporting area

Oceania

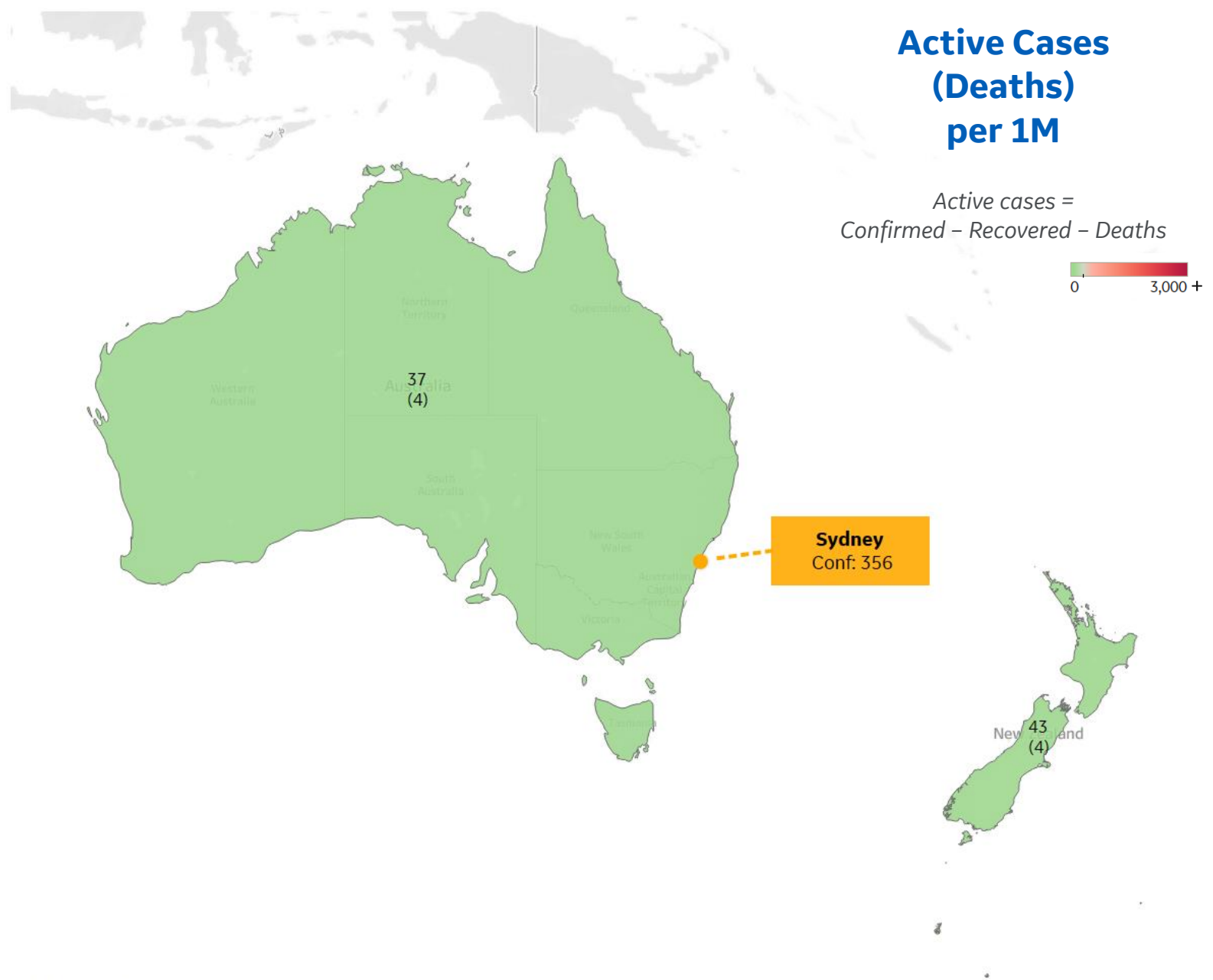
Per 1M in Region

	Today	Change
Active Cases	37	-2%
Confirmed	0.5 new	+0.2%
Deaths	0.1 new	+2%
Recovered	1 new	+1%

Most Active Cases per 1M

New Zealand	43
Australia	37

* Excludes regions with population < 1M



© 2020 Mapbox © OpenStreetMap

Updated 1 May 2020, 3:30 GMT

Latin & South America

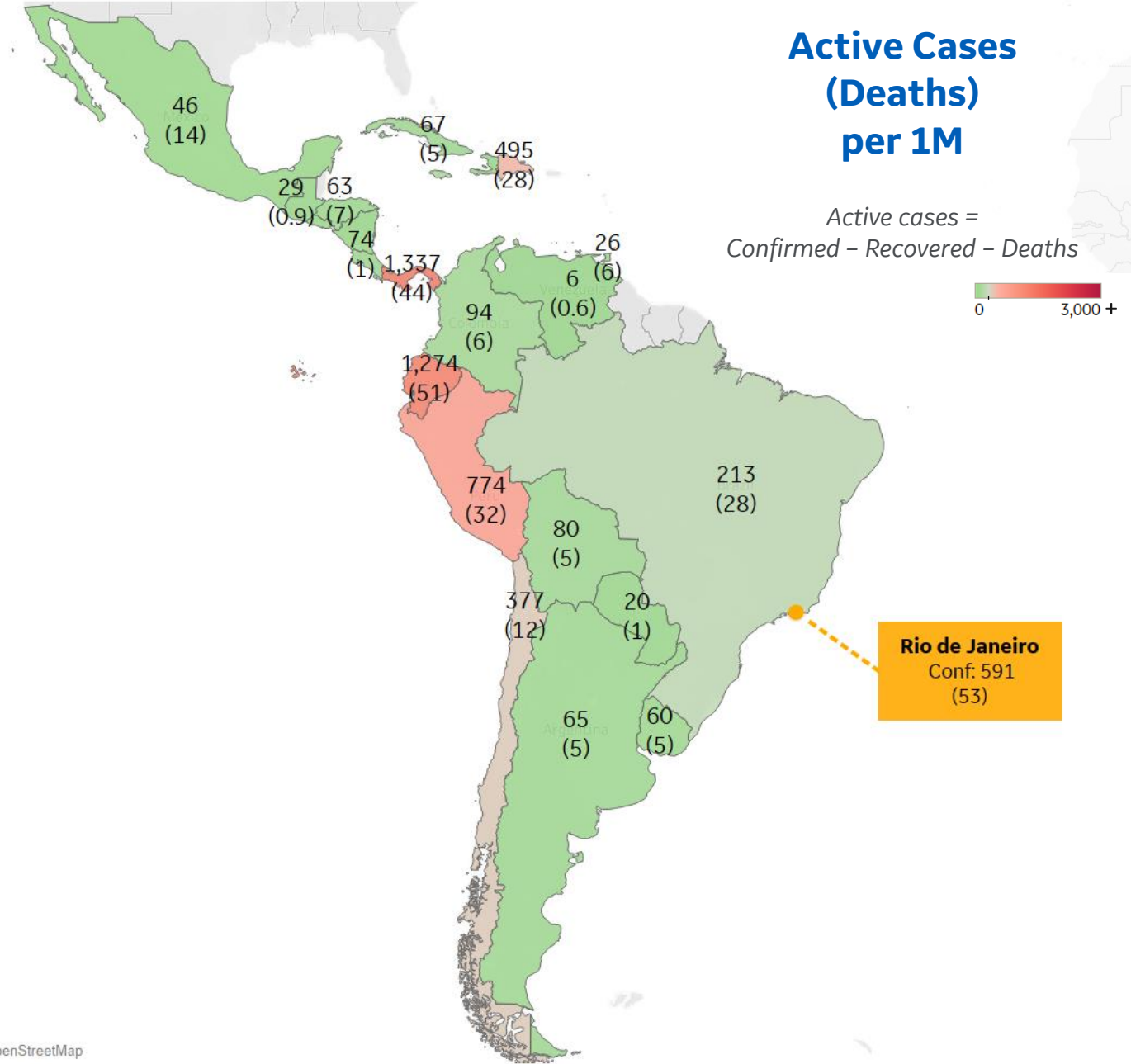
Per 1M in Region

	Today	Change
Active Cases	200	+9%
Confirmed	22 new	+7%
Deaths	1 new	+8%
Recovered	5 new	+4%

Most Active Cases per 1M

Panama	1,337
Ecuador	1,274
Peru	774
Dominican Repub..	495
Chile	377
Brazil	213
Jamaica	130
Colombia	94
Bolivia	80
Costa Rica	74

* Excludes regions with population < 1M



© 2020 Mapbox © OpenStreetMap

Updated 1 May 2020, 3:30 GMT

Asia

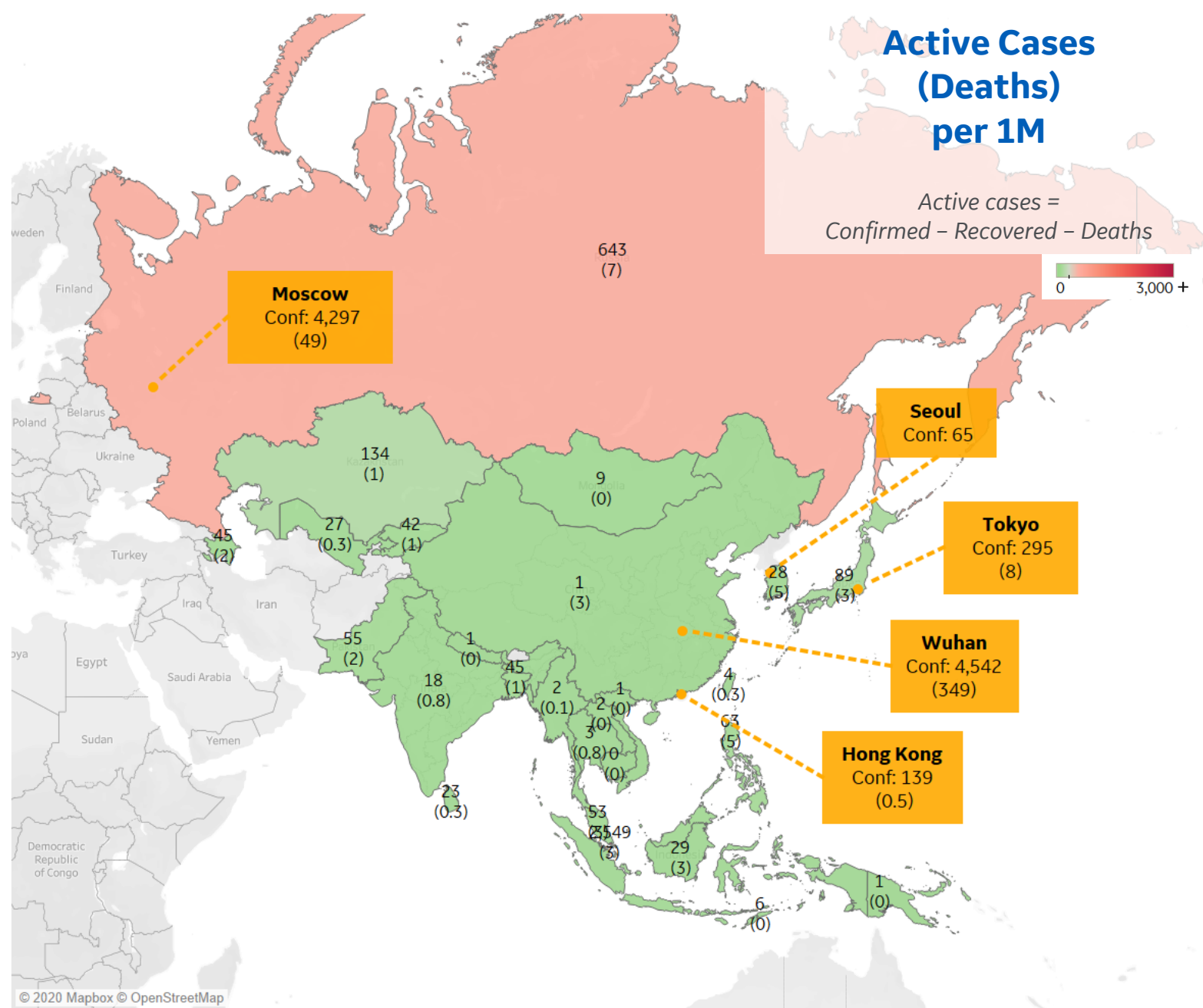
Per 1M in Region

	Today	Change
Active Cases	43	+5%
Confirmed	3 new	+4%
Deaths	0.1 new	+3%
Recovered	0.8 new	+3%

Most Active Cases per 1M

Singapore	2,549
Russia	643
Kazakhstan	134
Japan	89
Philippines	63
Pakistan	55
Malaysia	53
Azerbaijan	45
Bangladesh	45
Kyrgyzstan	42

* Excludes regions with population < 1M



Africa

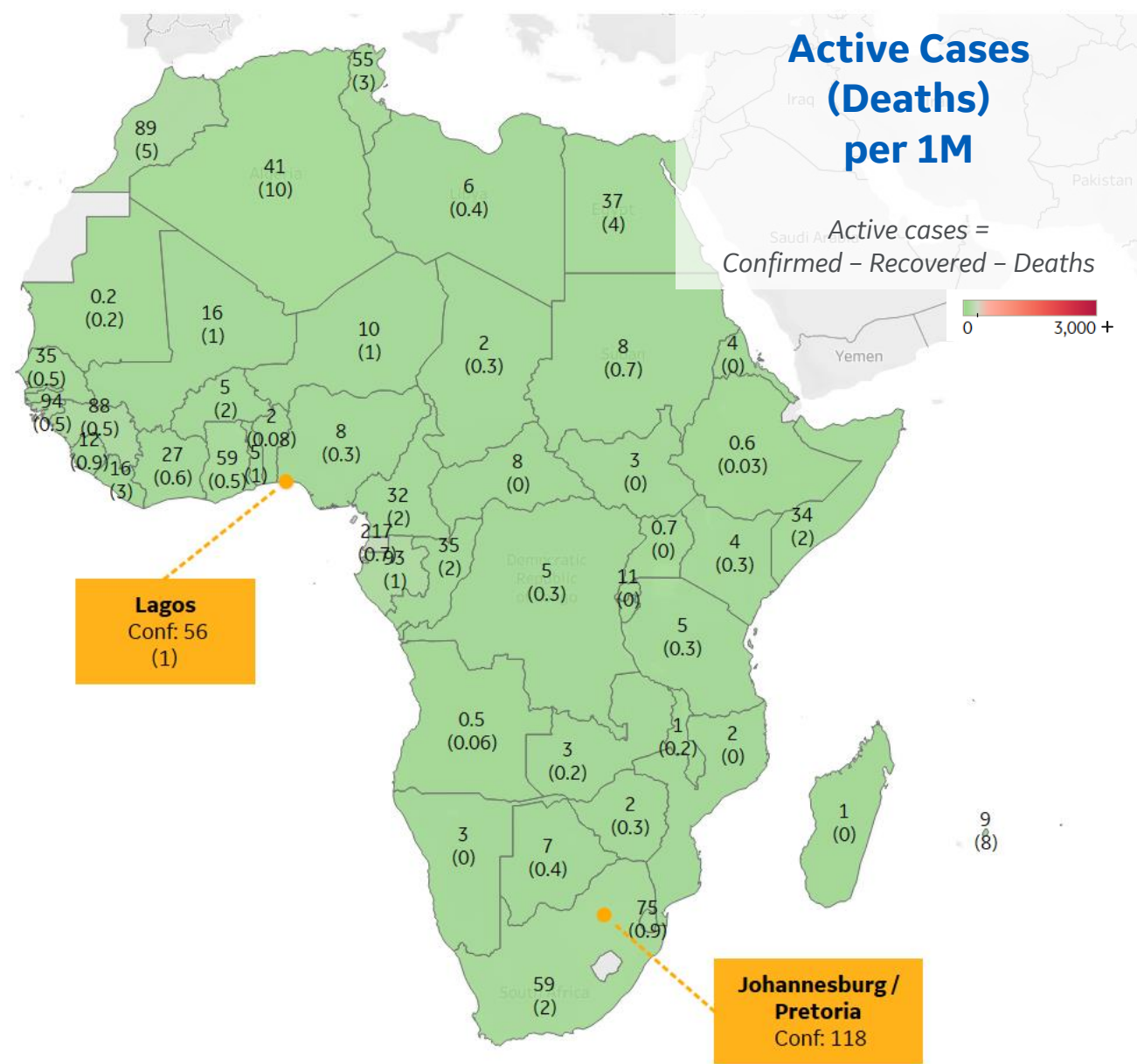
Per 1M in Region

	Today	Change
Active Cases	18	+7%
Confirmed	2 new	+5%
Deaths	0.03 new	+3%
Recovered	0.3 new	+4%

Most Active Cases per 1M

Equatorial Guinea	217
Guinea-Bissau	94
Gabon	93
Morocco	89
Guinea	88
Eswatini	75
Ghana	59
South Africa	59
Tunisia	55
Algeria	41

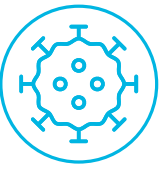
* Excludes regions with population < 1M



© 2020 Mapbox © OpenStreetMap

Updated 1 May 2020, 3:30 GMT

Sources



Johns Hopkins Coronavirus Resource Center:

<https://coronavirus.jhu.edu/map.html>

Worldometer Coronavirus Reporting:

<https://www.worldometers.info/coronavirus/>

Public Health England:

<https://www.gov.uk/government/publications/covid-19-track-coronavirus-cases>

US Department of Homeland Security, Homeland Infrastructure Foundation-Level Data:

<https://hifld-geoplatform.opendata.arcgis.com/datasets/hospitals>

City of New York, NYC Health:

<https://www1.nyc.gov/site/doh/covid/covid-19-data.page>

Chicago Coronavirus Latest Data:

<https://www.chicago.gov/city/en/sites/covid-19/home/latest-data.html>

National Health Commission of the PRC:

<http://www.nhc.gov.cn/xcs/yqtb/202003/bf66696029ba420098164607240074f8.shtm>

Korean Centers for Disease Control and Prevention:

http://www.cdc.go.kr/cdc_eng/

CDC, Severe Outcomes Among Patients with Coronavirus Disease 2019 (COVID-19):

<https://www.cdc.gov/mmwr/volumes/69/wr/mm6912e2.htm>

COVID-19 Information for Switzerland:

<https://www.corona-data.ch/>

WHO Europe, Surveillance Report:

<http://www.euro.who.int/en/health-topics/health-emergencies/coronavirus-covid-19/weekly-surveillance-report>

CDC, National Vital Statistics Reports:

https://www.cdc.gov/nchs/data/nvsr/nvsr68/nvsr68_06-508.pdf

The COVID Tracking Project:

<https://covidtracking.com/data/>

Public Health Authority of Sweden:

<https://www.folkhalsomyndigheten.se/smittskydd-beredskap/utbrott/aktuella-utbrott/covid-19/bekraftade-fall-i-sverige>

National Public Health Agency of France:

<https://www.santepubliquefrance.fr/regions/ile-de-france/documents/bulletin-regional/2020/covid-19-point-epidemiologique-en-ile-de-france-du-23-avril-2020>

Italian Ministry of Health:

<http://www.salute.gov.it/portale/nuovocoronavirus/dettaglioContenutiNuovoCoronavirus.jsp?lingua=italiano&id=5351&area=nuovoCoronavirus&menu=vuoto>

City of Toronto:

<https://www.toronto.ca/home/covid-19/media-room/covid-19-status-of-cases-in-toronto/>

General Secretariat for Health, Spain:

<https://www.mscbs.gob.es/profesionales/saludPublica/ccayes/alertasActual/nCov-China/home.htm>

New South Wales Government:

<https://www.health.nsw.gov.au/Infectious/diseases/Pages/covid-19-latest.aspx>

Provincial Health Services Authority of Canada, BC Center for Disease Control:

<http://www.bccdc.ca/about/news-stories/stories/2020/information-on-novel-coronavirus>

Coronavirus Cases in Japan by Prefecture, Nippon Communications Foundation:

<https://www.nippon.com/en/japan-data/h00657/coronavirus-cases-in-japan-by-prefecture.html>

Government of Ireland:

<https://www.gov.ie/en/press-release/a8debf-statement-from-the-national-public-health-emergency-team-friday-apri/>

WHO Europe, Principles for Transition:

<http://www.euro.who.int/en/media-centre/sections/statements/2020/statement-transition-to-a-new-normal-during-the-covid-19-pandemic-must-be-guided-by-public-health-principles>

The Lancet Infectious Disease, Estimates of the severity of coronavirus disease 2019:

[https://www.thelancet.com/journals/laninf/article/PIIS1473-3099\(20\)30243-7/fulltext#seccestitle230](https://www.thelancet.com/journals/laninf/article/PIIS1473-3099(20)30243-7/fulltext#seccestitle230)

Ministry of Health of Portugal, Status Reports:

<https://covid19.min-saude.pt/relatorio-de-situacao/>

Coordination Center for Health Emergencies, Spain:

https://www.mscbs.gob.es/profesionales/saludPublica/ccayes/alertasActual/nCov-China/documentos/Actualizacion_78_COVID-19.pdf

Our World in Data, Testing:

<https://ourworldindata.org/coronavirus>

BBC News Services, Coronavirus Tracking:

<https://www.bbc.com/news/uk-51768274>

Italian Department of Civil Protection, COVID Monitoring:

<http://opendatadpc.maps.arcgis.com/apps/opsdashboard/index.html#/b0c68bce2cce478eaac82fe38d4138b1>