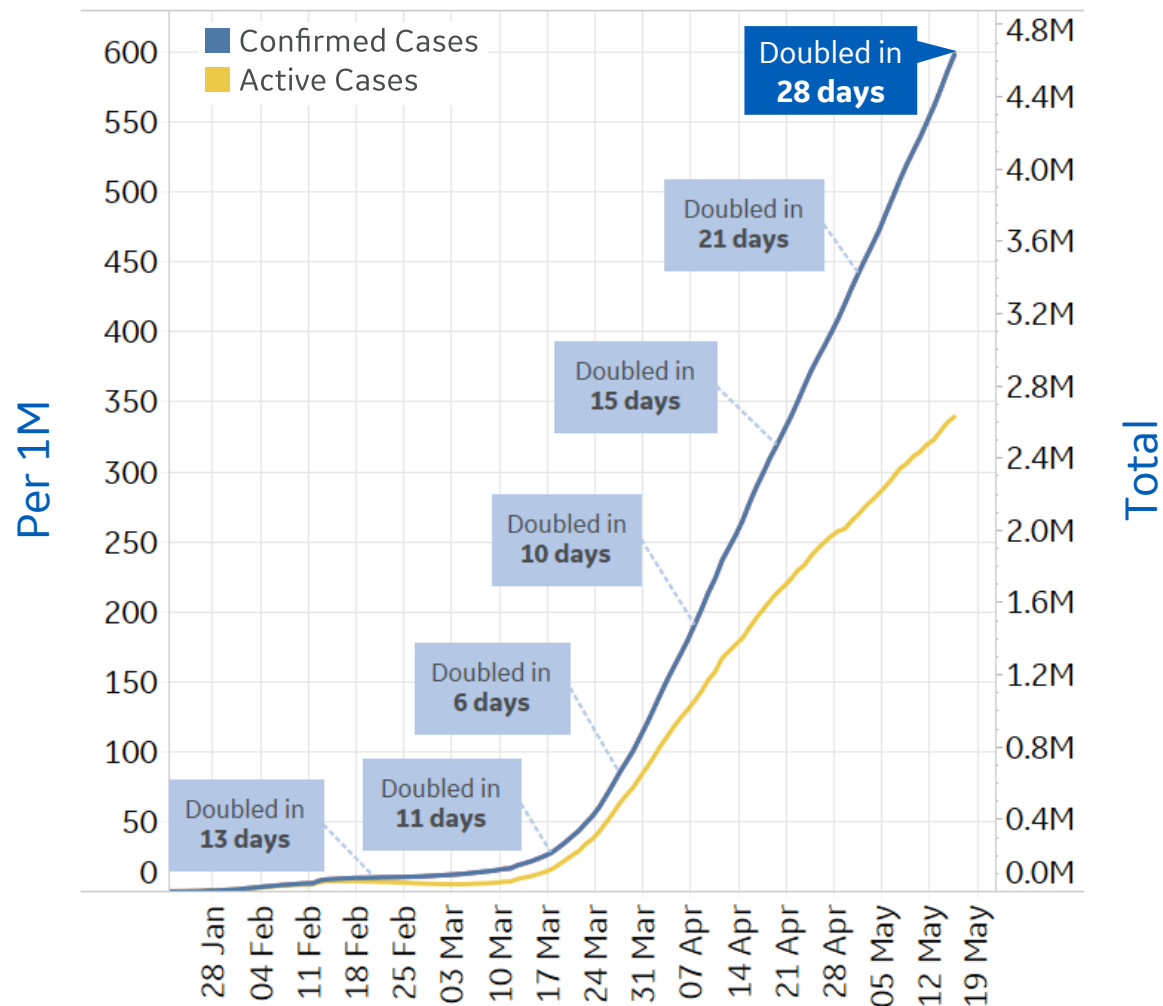




Global Confirmed & Active Cases

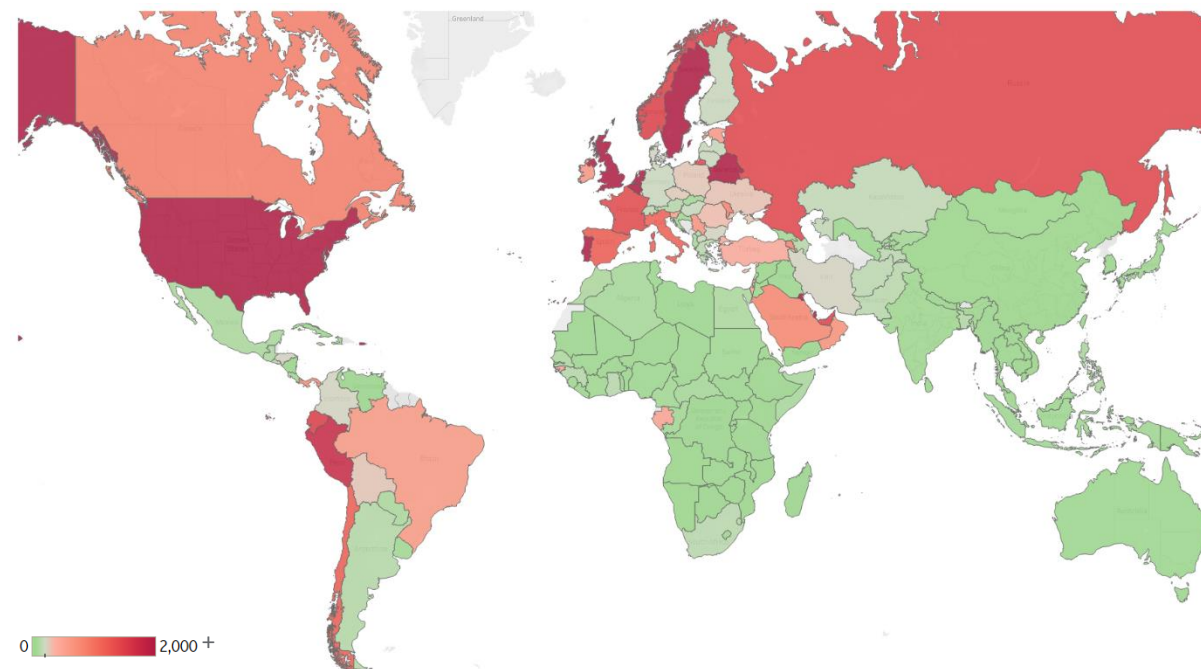


Trend since 22 Jan



Today per 1M

Active cases = Confirmed - Recovered - Deaths



<i>Per 1M:</i>	Today	Change
Active Today	339	+1%
Active	4 new	+1%
Confirmed	12 new	+2%
Deaths	1 new	+1%
Recovered	8 new	+4%



Top 50 Countries: Per 1M

1 - 25

	Active Today	Today			Total since 22 Jan		
		Confirmed	Deaths	Recovered	Total Confirmed	Total Deaths	Total Recovered
Qatar	9,430	537	0	84	10,750	5	1,315
US	3,356	76	4	53	4,434	268	811
Singapore	3,246	79	0	187	4,676	4	1,426
UK	3,032	51	7	1	3,557	509	16
Belgium	2,720	30	4	14	4,745	777	1,248
Bahrain	2,335	96	0	71	3,965	7	1,623
Portugal	2,333	22	1	49	2,825	118	375
Kuwait	2,307	221	3	48	3,232	25	900
Netherlands	2,230	11	2	1	2,572	332	10
Sweden	2,083	47	3	0	2,939	364	492
Belarus	2,013	101	0	73	3,035	17	1,005
Peru	1,751	123	4	34	2,685	77	857
Ecuador	1,510	73	5	0	1,857	152	195
Norway	1,471	3	0	0	1,519	43	6
UAE	1,464	80	0	61	2,288	22	802
Russia	1,414	63	1	34	1,864	17	433
France	1,402	0	0	0	2,752	422	928
Spain	1,212	11	2	35	4,934	590	3,132
Chile	1,203	99	1	73	2,167	22	942
Italy	1,161	14	3	43	3,717	525	2,031
Canada	890	33	3	24	2,046	154	1,002
EU	857	9	1	16	2,454	271	1,326
Moldova	839	47	1	29	1,471	51	581
Armenia	822	81	1	42	1,445	19	604
Saudi Arabia	806	82	0	52	1,494	9	680

26 - 50

	Active Today	Today			Total since 22 Jan		
		Confirmed	Deaths	Recovered	Total Confirmed	Total Deaths	Total Recovered
Dom. Rep.	733	34	0	15	1,116	39	343
Panama	718	42	1	0	2,190	62	1,409
Oman	699	79	0	17	985	4	281
Serbia	663	7	0	21	1,201	26	513
Ireland	617	19	3	0	4,870	310	3,943
Brazil	603	62	3	22	1,099	74	422
Estonia	583	3	0	8	1,334	47	704
Slovenia	524	0	0	1	705	50	131
Gabon	478	50	0	12	593	5	110
Guinea-Bissau	477	28	1	0	492	2	13
Turkey	425	19	0	24	1,756	49	1,282
Eq. Guinea	403	0	0	0	423	5	16
Israel	403	2	0	31	1,919	31	1,485
Cyprus	316	3	0	29	757	14	427
Romania	314	14	1	11	868	57	498
Ukraine	285	12	0	10	408	11	112
Bolivia	273	21	0	4	328	14	41
Poland	269	6	0	7	482	24	190
Czechia	256	5	0	4	790	28	506
Bos. and Herz.	239	9	0	6	691	39	413
Iran	218	21	0	16	1,410	83	1,109
Honduras	217	11	0	1	259	14	28
Bulgaria	215	5	0	4	313	15	82
Colombia	212	14	0	2	294	11	70
Total World	339	12	1	8	598	40	219

Confirmed cases in **Peru** increased 99% since 2 May

Top 50 countries selected by Active Cases / 1M
Excluded countries with population < 1M



Top 50 Countries: Raw Volume

1 - 25

	Active Cases	Today			Total since 22 Jan		
		Confirmed	Deaths	Recovered	Total Confirmed	Total Deaths	Total Recovered
US	1,110,690	24,996	1,224	17,629	1,467,820	88,754	268,376
EU	381,644	4,191	484	6,890	1,092,733	120,879	590,210
UK	205,857	3,457	468	11	241,461	34,546	1,058
Russia	206,340	9,200	119	4,940	272,043	2,537	63,166
Brazil	128,177	13,220	700	4,702	233,511	15,662	89,672
France	91,536	0	0	0	179,630	27,532	60,562
Italy	70,187	875	153	2,605	224,760	31,763	122,810
Spain	56,689	515	104	1,663	230,698	27,563	146,446
Peru	57,746	4,046	131	1,125	88,541	2,523	28,272
Netherlands	38,214	190	27	8	44,070	5,689	167
Turkey	35,834	1,610	41	2,004	148,067	4,096	108,137
Canada	33,574	1,247	121	924	77,206	5,800	37,832
Belgium	31,524	345	46	159	54,989	9,005	14,460
Saudi Arabia	28,048	2,840	10	1,797	52,016	302	23,666
Qatar	27,169	1,547	1	242	30,972	15	3,788
Ecuador	26,642	1,296	94	0	32,763	2,688	3,433
Portugal	23,785	227	13	494	28,810	1,203	3,822
Chile	22,993	1,886	27	1,400	41,428	421	18,014
Sweden	21,032	470	28	0	29,677	3,674	4,971
Singapore	18,992	465	1	1,094	27,356	22	8,342
Belarus	19,023	951	4	691	28,681	160	9,498
Iran	18,308	1,757	35	1,311	118,392	6,937	93,147
UAE	14,482	796	4	603	22,627	214	7,931
Ukraine	12,455	528	21	433	17,858	497	4,906
Colombia	10,790	723	16	127	14,939	562	3,587

26 - 50

	Active Cases	Today			Total since 22 Jan		
		Confirmed	Deaths	Recovered	Total Confirmed	Total Deaths	Total Recovered
Poland	10,167	241	8	257	18,257	915	7,175
Kuwait	9,852	942	11	203	13,802	107	3,843
Norway	7,973	18	0	0	8,237	232	32
Dom. Rep.	7,956	371	4	169	12,110	428	3,726
Romania	6,036	267	24	204	16,704	1,094	9,574
Serbia	5,789	58	3	178	10,496	228	4,479
Bahrain	3,973	164	0	122	6,747	12	2,762
Oman	3,572	404	1	86	5,029	21	1,436
Israel	3,485	19	2	268	16,608	268	12,855
Moldova	3,383	189	5	116	5,934	207	2,344
Bolivia	3,188	249	1	39	3,826	165	473
Panama	3,100	181	3	0	9,449	269	6,080
Ireland	3,045	92	15	0	24,048	1,533	19,470
Czechia	2,737	49	1	41	8,455	296	5,422
Armenia	2,437	239	3	125	4,283	55	1,791
Honduras	2,149	105	4	14	2,565	138	278
Bulgaria	1,497	37	3	28	2,175	105	573
Slovenia	1,090	0	0	2	1,465	103	272
Gabon	1,065	111	1	25	1,320	11	244
Guinea-Bissau	939	56	1	0	969	4	26
Bos. and Herz.	783	31	1	19	2,267	129	1,355
Estonia	773	4	0	11	1,770	63	934
Eq. Guinea	565	0	0	0	594	7	22
Cyprus	382	4	0	34	914	17	515
Total World	2,629,090	91,721	4,115	56,130	4,634,068	311,781	1,693,197

Total Deaths in **Brazil** increased 47% since May 10

Top 50 countries selected by Active Cases / 1M
Excluded countries with population < 1M

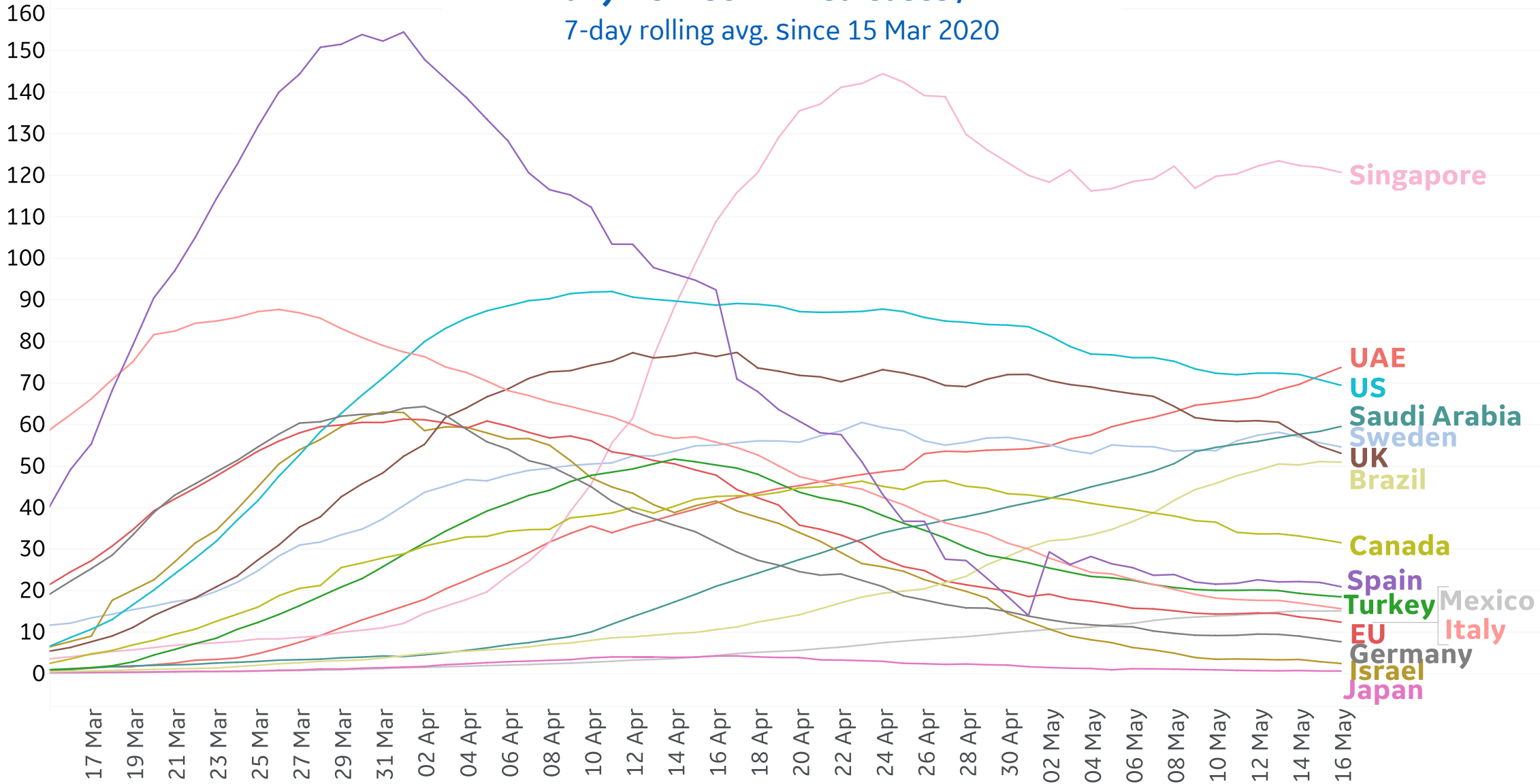


New Confirmed Cases in Select Countries



Daily New Confirmed Cases / 1M

7-day rolling avg. since 15 Mar 2020



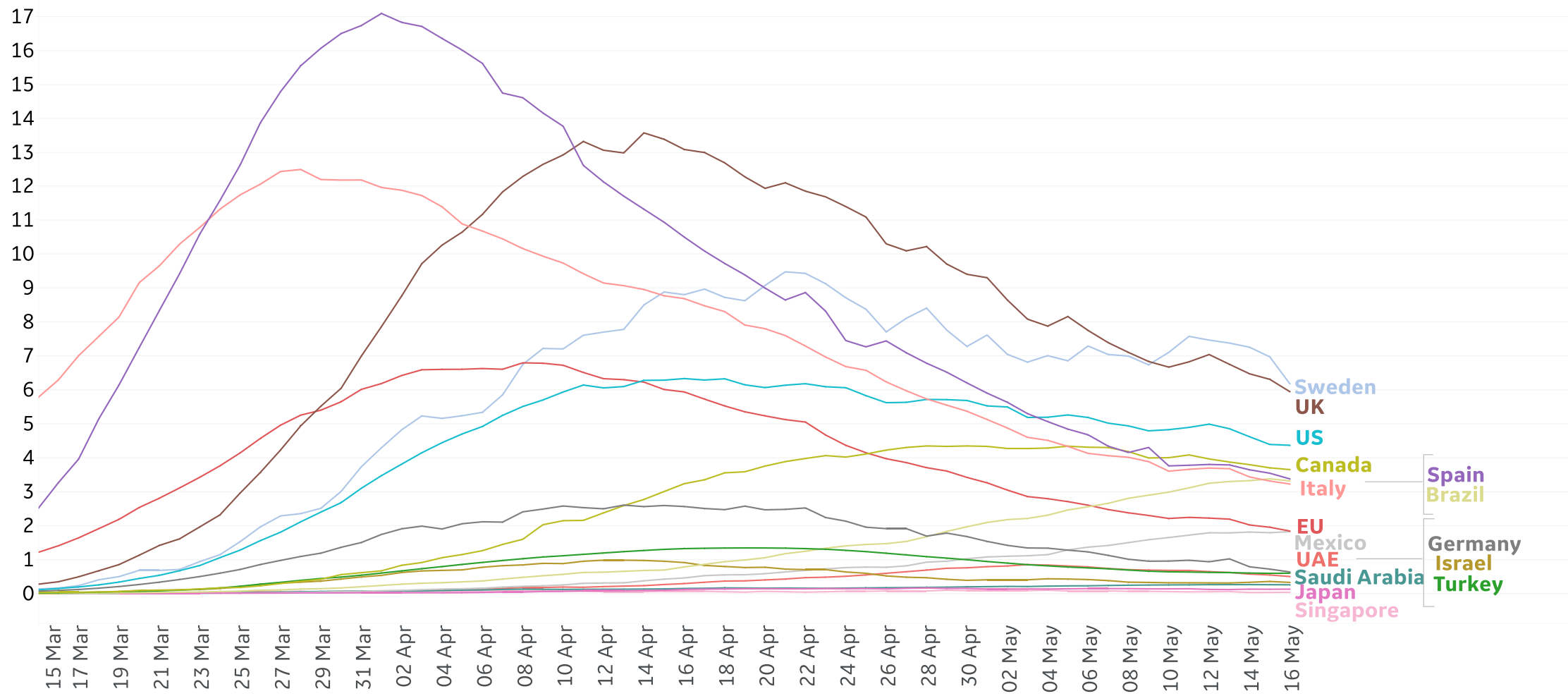


New Deaths in Select Countries



Daily New Deaths / 1M

7-day rolling avg. since 15 Mar 2020

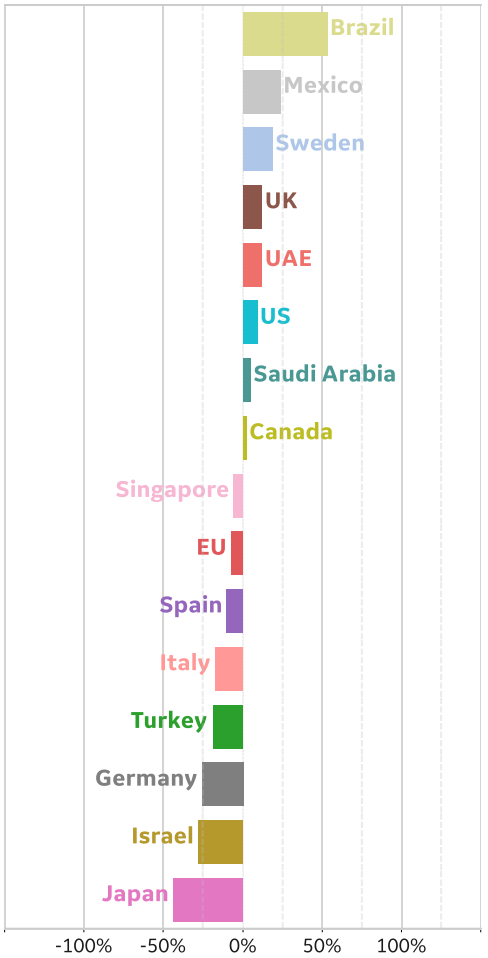




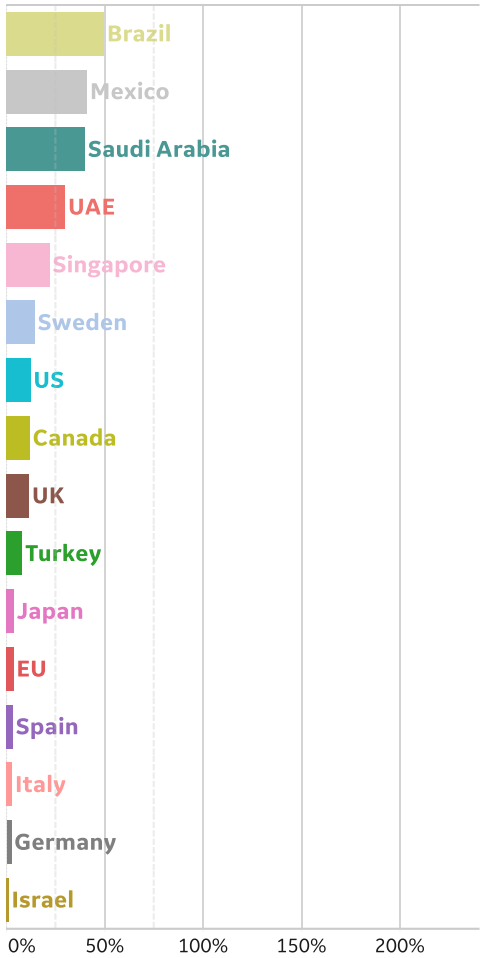
% Change in Case Volume in Select Countries

Over Previous 7 days

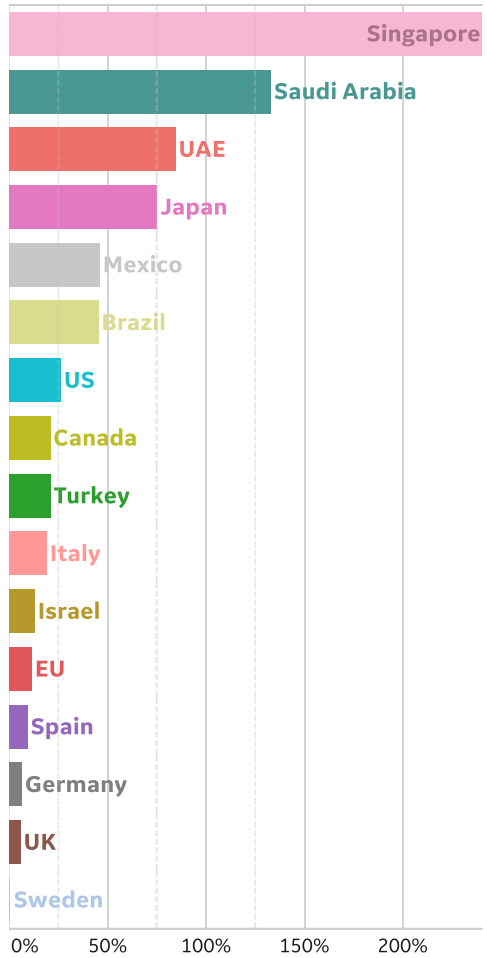
Active Cases



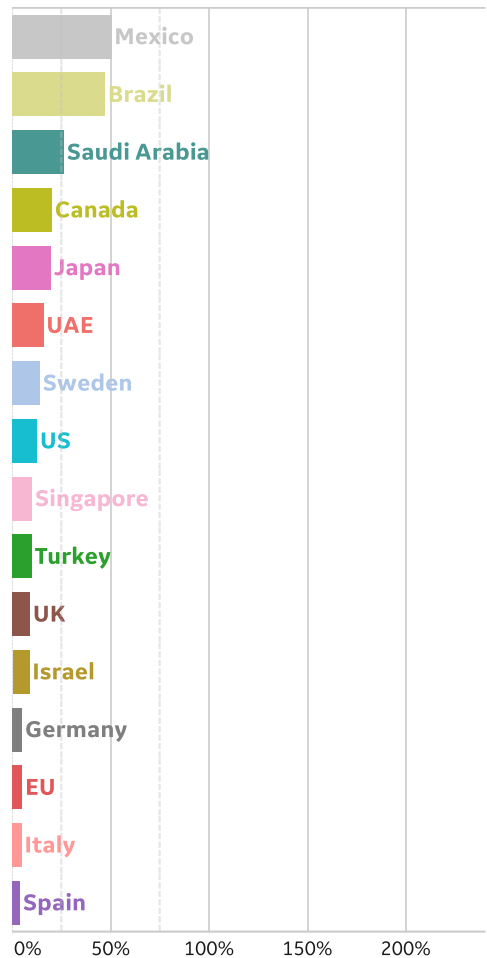
Confirmed Cases



Reported Recoveries



Reported Deaths





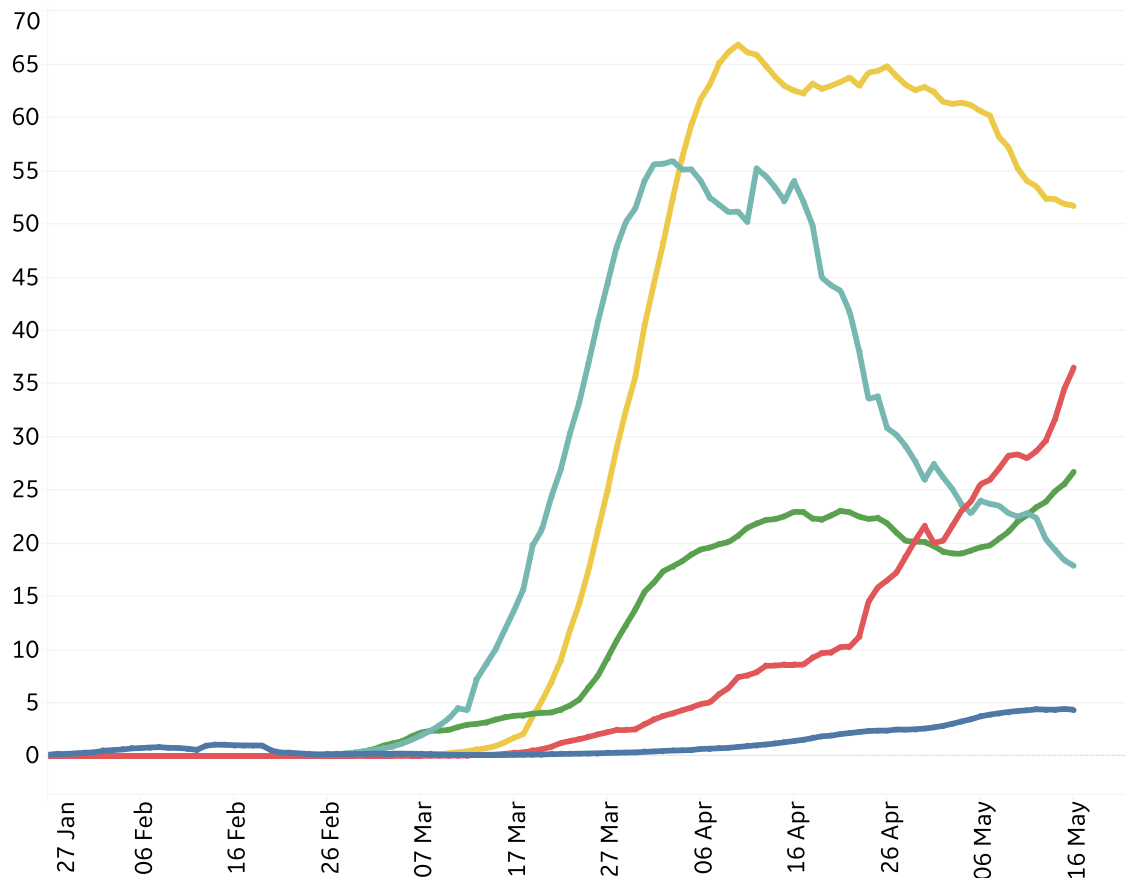
New Confirmed Cases & New Deaths



Key **North America** **Europe** **Middle East** **Central/South America** **Asia**

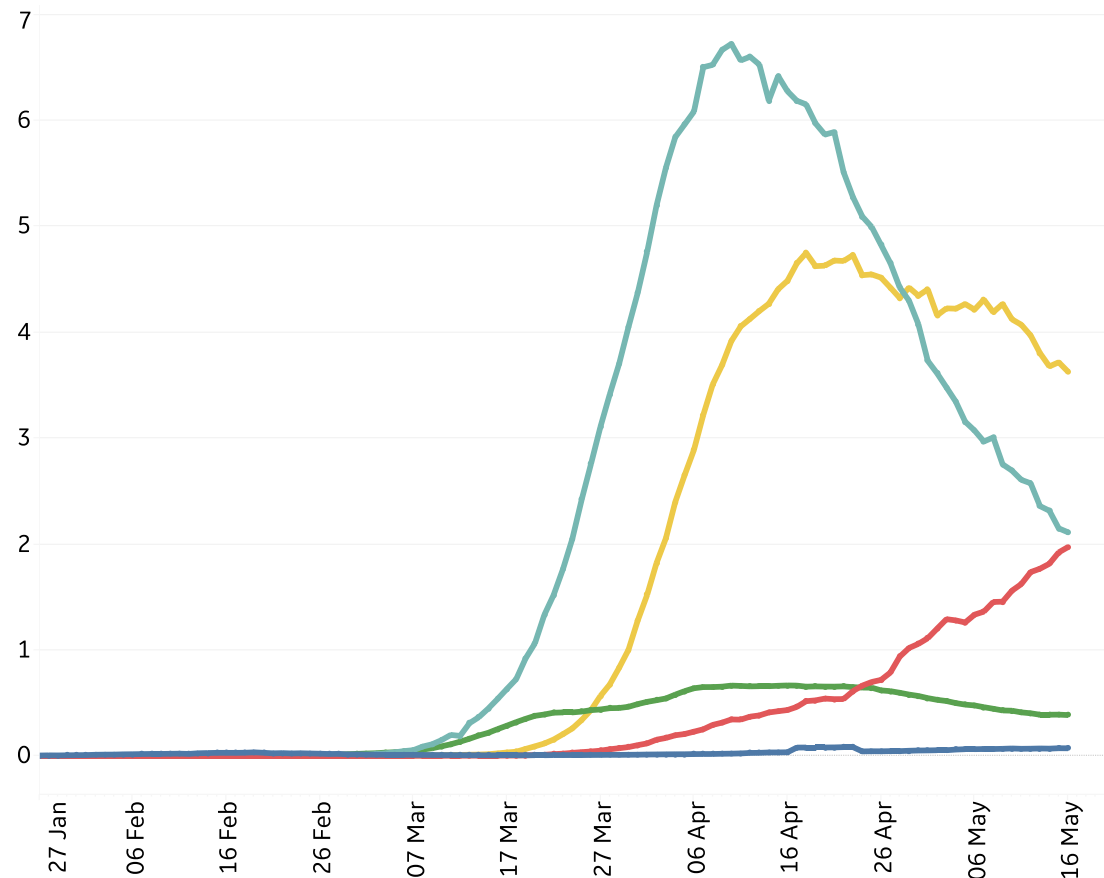
New Confirmed Cases / 1M

7-day rolling average



New Deaths / 1M

7-day rolling average





Per 1M in Region

	Today	Change
Active Cases	823	+0.5%
Confirmed	21 new	+1%
Deaths	1 new	+1%
Recovered	16 new	+2%

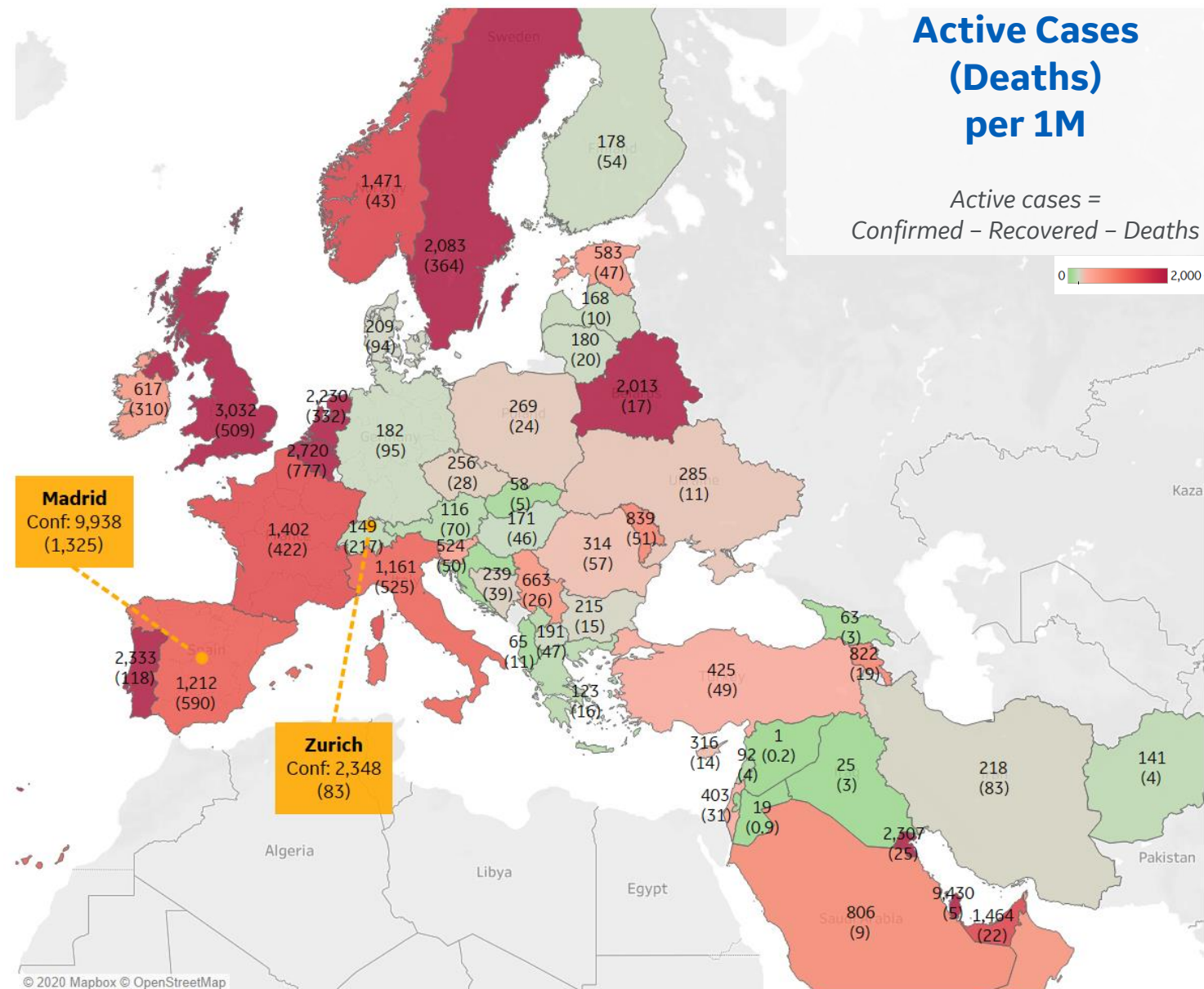
Most Active Cases per 1M

Qatar	9,430
UK	3,032
Belgium	2,720
Bahrain	2,335
Portugal	2,333
Kuwait	2,307
Netherlands	2,230
Sweden	2,083
Belarus	2,013
Norway	1,471

* Excludes regions with population < 1M

Active Cases (Deaths) per 1M

Active cases =
Confirmed - Recovered - Deaths





Per 1M in Region

	Today	Change
Active Cases	2,869	+0.3%
Confirmed	49 new	+1%
Deaths	7 new	+1%
Recovered	0 new	+0%

Most Active Cases per 1M

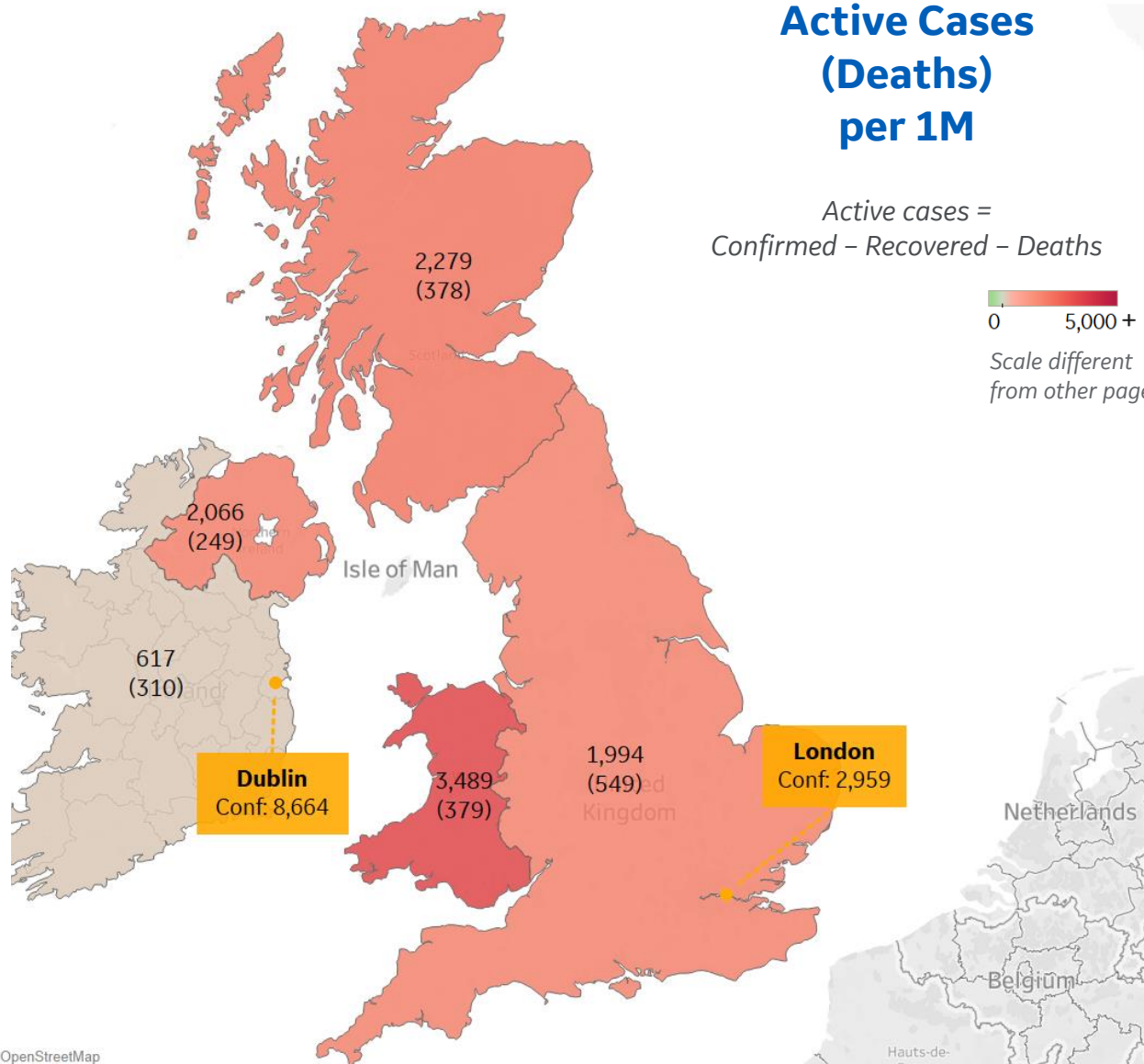
Wales	3,489
Scotland	2,279
Northern Ireland	2,066
England	1,994
Ireland	617

Active Cases (Deaths) per 1M

Active cases =
Confirmed - Recovered - Deaths

0 5,000+

Scale different from other pages



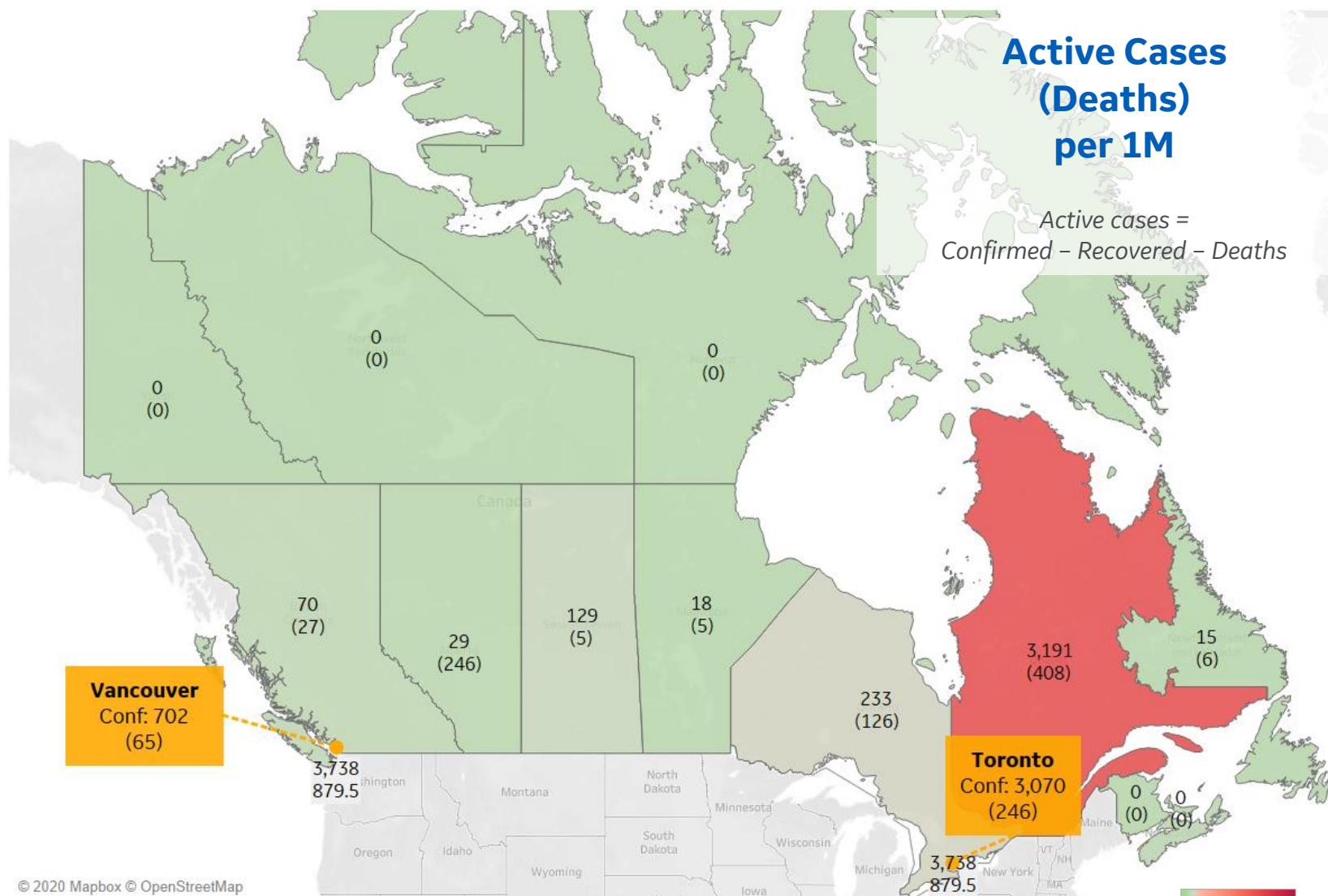


Per 1M in Region

	Today	Change
Active Cases	890	+1%
Confirmed	33 new	+2%
Deaths	3 new	+2%
Recovered	24 new	+2%

Most Active Cases per 1M

Quebec	3,191
Ontario	233
Saskatchewan	129
British Columbia	70
Nova Scotia	53
Alberta	29
Manitoba	18
Newfoundland an..	15



0 5,000+
Scale different from other pages



Per 1M in Region

	Today	Change
Active Cases	80	+4%
Confirmed	16 new	+5%
Deaths	2 new	+6%
Recovered	11 new	+5%

Most Active Cases per 1M

Distrito Federal	310
Tabasco	246
Yucatan	145
Tlaxcala	138
Morelos	137
Quintana Roo	125
Baja California	118
Campeche	99
Hidalgo	97
Sinaloa	97



© 2020 Mapbox © OpenStreetMap

0.0 450
Scale different from other pages

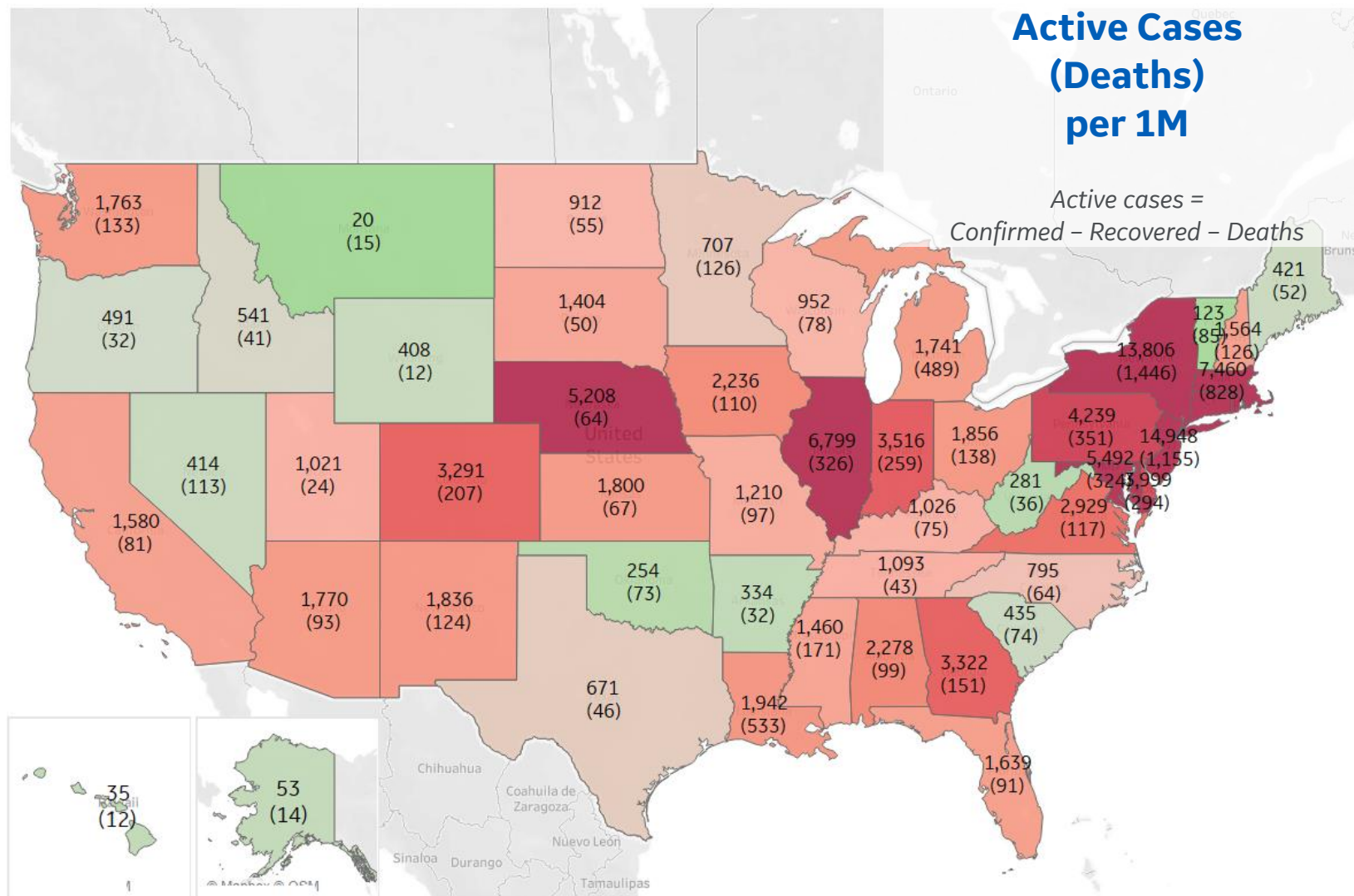


Per 1M in Region

	Today	Change
Active Cases	3,356	+1%
Confirmed	76 new	+2%
Deaths	4 new	+1%
Recovered	53 new	+7%

Most Active Cases per 1M

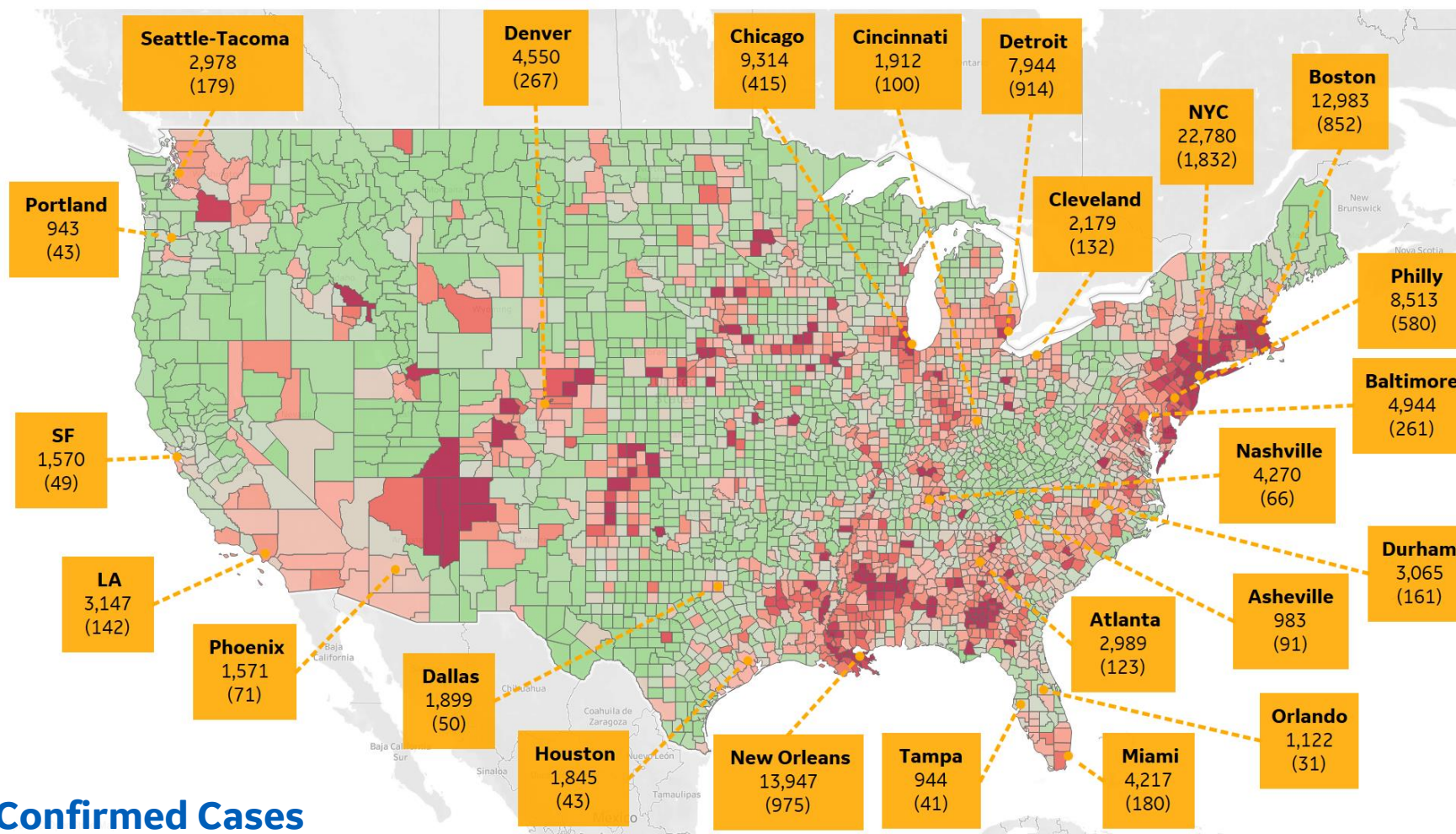
New Jersey	14,948
New York	13,806
Rhode Island	10,439
DC	8,033
Connecticut	7,601
Massachusetts	7,460
Illinois	6,799
Maryland	5,492
Nebraska	5,208
Pennsylvania	4,239



0 5,000+
Scale different from other pages

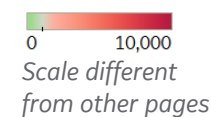


US by County & Metro, Total to Date



Confirmed Cases
(Deaths)
per 1M

Each box reports data for the Metropolitan Statistical Area of the major city listed



Top 10 Northeast Counties

Total Confirmed Cases / 1M

Rockland County, NY	38,018
Westchester County, NY	32,111
Passaic County, NJ	28,607
Nassau County, NY	27,999
Hudson County, NJ	25,491
Union County, NJ	25,106
Suffolk County, NY	24,695
Orange County, NY	24,583
New York City*	21,969
Essex County, NJ	19,338

Top 10 Other US Counties

Total Confirmed Cases / 1M

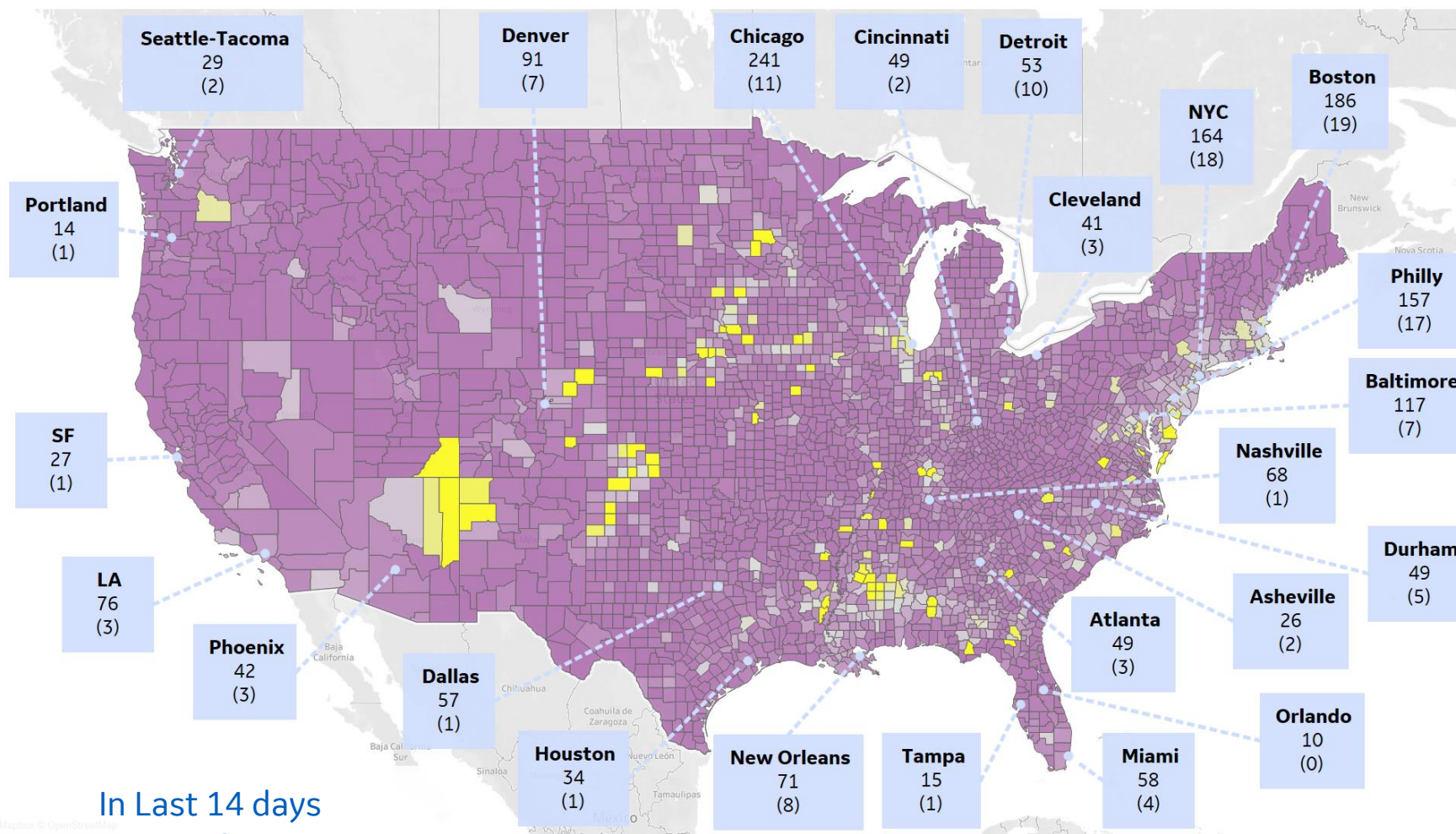
Orleans Parish, LA	17,101
Jefferson Parish, LA	15,452
Wayne County, MI	10,315
Prince George's County, MD	10,128
Cook County, IL	10,065
District of Columbia, DC	8,603
Marion County, IN	7,480
Lake County, IL	7,463
Macomb County, MI	6,875
Yakima County, WA	6,861

Note: Includes counties ≥ 250K population

* New York City counties aggregated into one reporting area



US by County & Metro, New in Last 14 days



Top 10 Northeast Counties

Avg New Confirmed Cases / 1M

Rockland County, NY	38,018
Westchester County, NY	32,111
Passaic County, NJ	28,607
Nassau County, NY	27,999
Hudson County, NJ	25,491
Union County, NJ	25,106
Suffolk County, NY	24,695
Orange County, NY	24,583
New York City*	21,969
Essex County, NJ	19,338

Top 10 Other US Counties

Avg New Confirmed Cases / 1M

Orleans Parish, LA	17,101
Jefferson Parish, LA	15,452
Wayne County, MI	10,315
Prince George's County, MD	10,128
Cook County, IL	10,065
District of Columbia, DC	8,603
Marion County, IN	7,480
Lake County, IL	7,463
Macomb County, MI	6,875
Yakima County, WA	6,861

In Last 14 days
Avg New Confirmed Cases
(Avg New Deaths)
per 1M

Each box reports data for the Metropolitan Statistical Area of the major city listed



Scale different
from other pages

Note: Includes counties ≥ 250K population

* New York City counties aggregated into one reporting area



Central & South America



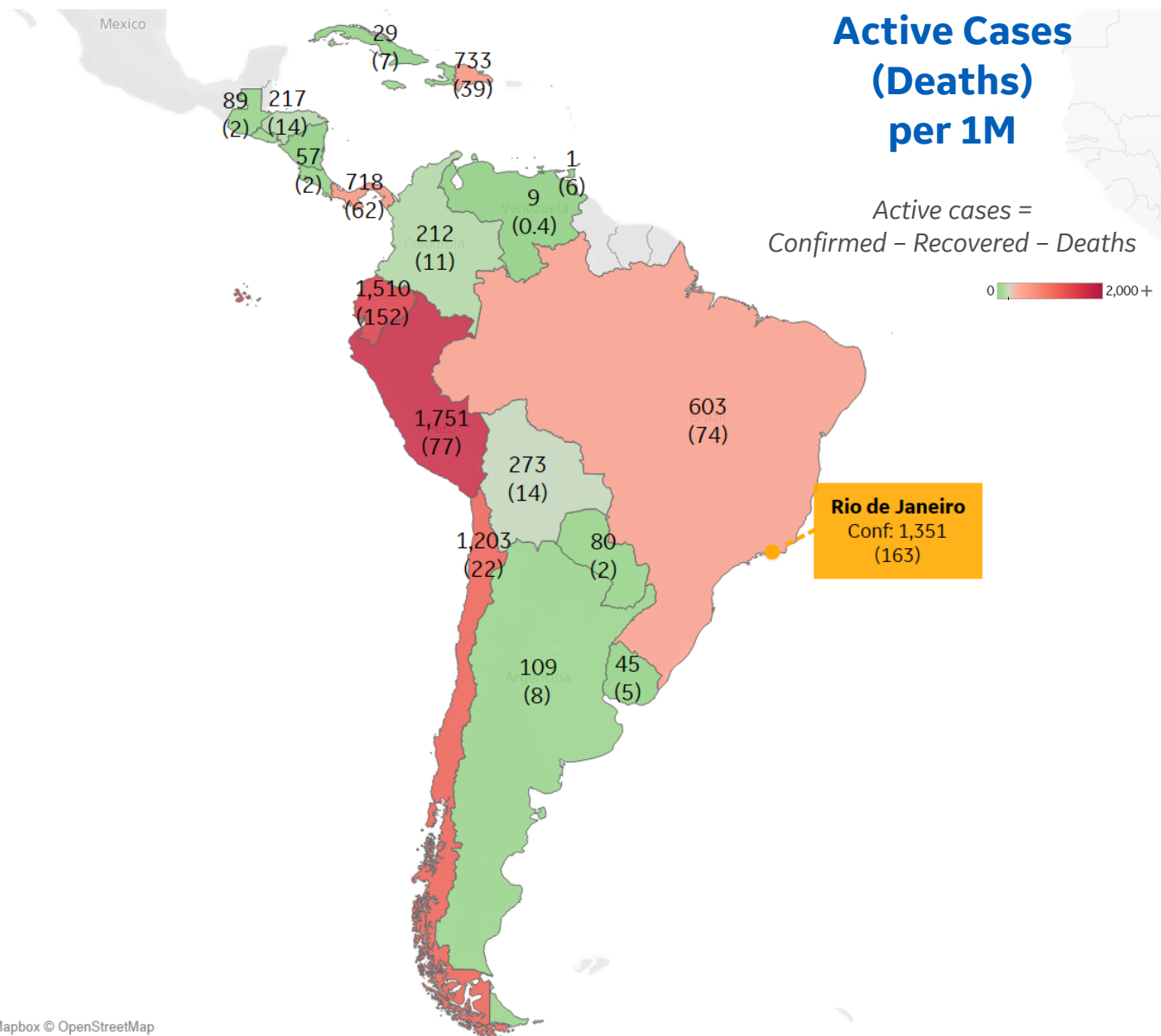
Per 1M in Region

	Today	Change
Active Cases	524	+5%
Confirmed	44 new	+5%
Deaths	2 new	+4%
Recovered	15 new	+5%

Most Active Cases per 1M

Peru	1,751
Ecuador	1,510
Chile	1,203
Dom. Rep.	733
Panama	718
Brazil	603
Bolivia	273
Honduras	217
Colombia	212
Jamaica	131

* Excludes regions with population < 1M





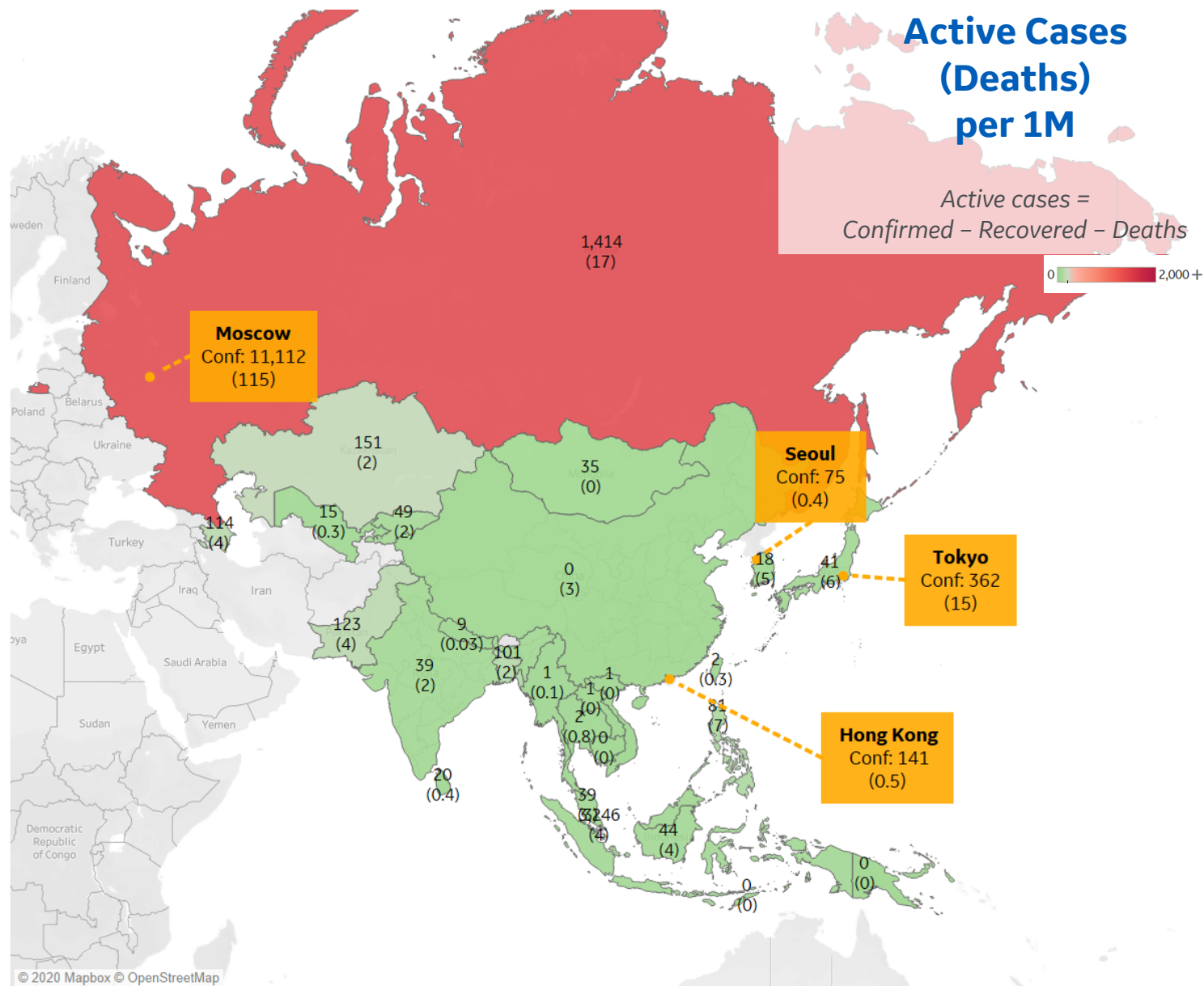
Per 1M in Region

	Today	Change
Active Cases	82	+2%
Confirmed	4 new	+3%
Deaths	0.1 new	+2%
Recovered	2 new	+4%

Most Active Cases per 1M

Singapore	3,246
Russia	1,414
Kazakhstan	151
Pakistan	123
Azerbaijan	114
Bangladesh	101
Philippines	81
Kyrgyzstan	49
Indonesia	44
Japan	41

* Excludes regions with population < 1M





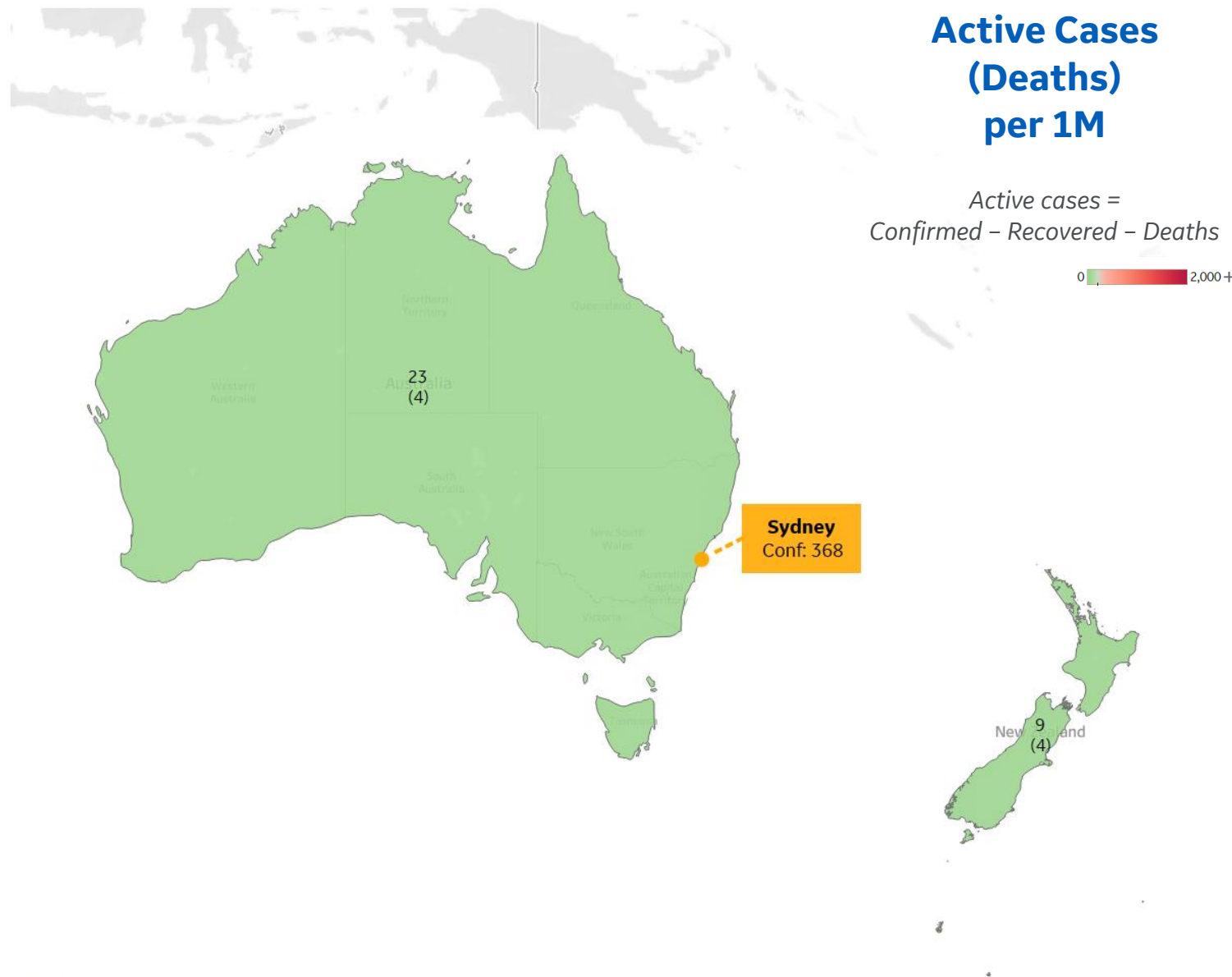
Per 1M in Region

	Today	Change
Active Cases	20	-0.1%
Confirmed	0.3 new	+0.1%
Deaths	0 new	+0%
Recovered	0 new	+0%

Most Active Cases per 1M

Australia	23
New Zealand	9

* Excludes regions with population < 1M





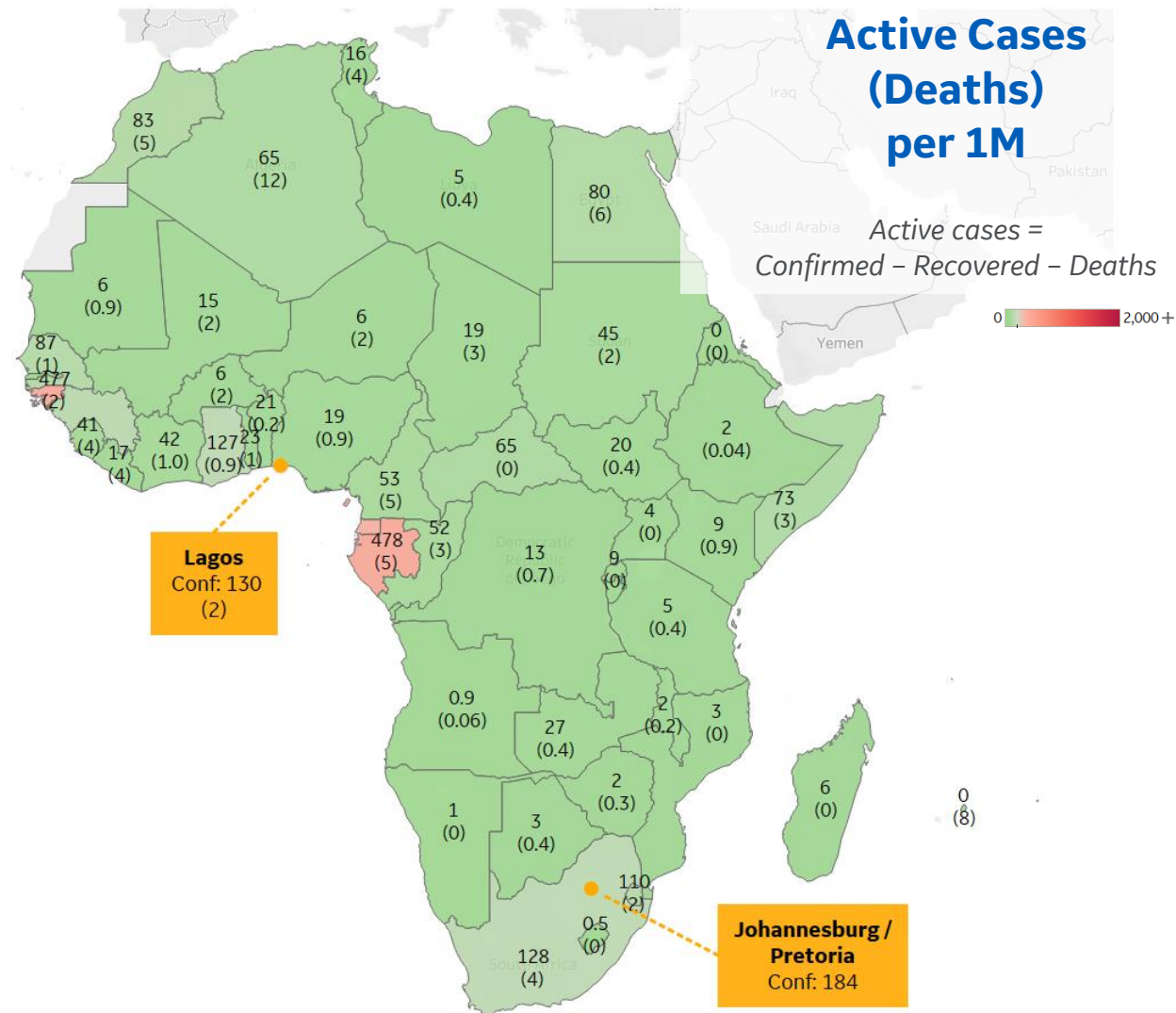
Per 1M in Region

	Today	Change
Active Cases	36	+3%
Confirmed	2 new	+4%
Deaths	0.1 new	+3%
Recovered	1 new	+5%

Most Active Cases per 1M

Gabon	478
Guinea-Bissau	477
Eq. Guinea	403
South Africa	128
Ghana	127
Guinea	115
Eswatini	110
Senegal	87
Morocco	83
Egypt	80

* Excludes regions with population < 1M





** Per 1M = Per 1 Million Population unless otherwise noted

Johns Hopkins Coronavirus Resource Center:

<https://coronavirus.jhu.edu/map.html>

Worldometer Coronavirus Reporting:

<https://www.worldometers.info/coronavirus/>

Public Health England:

<https://www.gov.uk/government/publications/covid-19-track-coronavirus-cases>

US Department of Homeland Security, Homeland Infrastructure Foundation-Level Data:

<https://hifld-geoplatform.opendata.arcgis.com/datasets/hospitals>

City of New York, NYC Health:

<https://www1.nyc.gov/site/doh/covid/covid-19-data.page>

Chicago Coronavirus Latest Data:

<https://www.chicago.gov/city/en/sites/covid-19/home/latest-data.html>

National Health Commission of the PRC:

<http://www.nhc.gov.cn/xcs/yqtb/202003/bf66696029ba420098164607240074f8.shtml>

Korean Centers for Disease Control and Prevention:

http://www.cdc.go.kr/cdc_eng/

CDC, Severe Outcomes Among Patients with Coronavirus Disease 2019 (COVID-19):

<https://www.cdc.gov/mmwr/volumes/69/wr/mm6912e2.htm>

COVID-19 Information for Switzerland:

<https://www.corona-data.ch/>

WHO Europe, Surveillance Report:

<http://www.euro.who.int/en/health-topics/health-emergencies/coronavirus-covid-19/weekly-surveillance-report>

WHO Europe, Principles for Transition:

<http://www.euro.who.int/en/media-centre/sections/statements/2020/statement-transition-to-a-new-normal-during-the-covid-19-pandemic-must-be-guided-by-public-health-principles>

UK Office for National Statistics

<https://www.ons.gov.uk/peoplepopulationandcommunity/birthsdeathsandmarriages/deaths/bulletins/deathsregisteredweeklyinenglandandwalesprovisional/weekending24april2020>

Public Health Authority of Sweden:

<https://www.folkhalsomyndigheten.se/smittykydd-beredskap/utbrott/aktuella-utbrott/covid-19/bekraftade-fall-i-sverige>

National Public Health Agency of France:

<https://www.santepubliquefrance.fr/regions/ile-de-france/documents/bulletin-regional/2020/covid-19-point-epidemiologique-en-ile-de-france-du-23-avril-2020>

Italian Department of Civil Protection, COVID Monitoring:

<http://opendatadpc.maps.arcgis.com/apps/opsdashboard/index.html#/b0c68bce2cce478eaac82fe38d4138b1>

Italian Ministry of Health:

<http://www.salute.gov.it/portale/nuovocoronavirus/dettaglioContenutiNuovoCoronavirus.jsp?lingua=italiano&id=5351&area=nuovoCoronavirus&menu=vuoto>

New South Wales Government:

<https://www.health.nsw.gov.au/Infectious/diseases/Pages/covid-19-latest.aspx>

Provincial Health Services Authority of Canada, BC Center for Disease Control:

<http://www.bccdc.ca/about/news-stories/stories/2020/information-on-novel-coronavirus>

Coronavirus Cases in Japan by Prefecture, Nippon Communications Foundation:

<https://www.nippon.com/en/japan-data/h00657/coronavirus-cases-in-japan-by-prefecture.html>

Government of Ireland:

<https://www.gov.ie/en/press-release/a8debf-statement-from-the-national-public-health-emergency-team-friday-apri/>

The Lancet Infectious Disease, Estimates of the severity of coronavirus disease 2019:

[https://www.thelancet.com/journals/laninf/article/PIIS1473-3099\(20\)30243-7/fulltext#seccestitle230](https://www.thelancet.com/journals/laninf/article/PIIS1473-3099(20)30243-7/fulltext#seccestitle230)

Ministry of Health of Portugal, Status Reports:

<https://covid19.min-saude.pt/relatorio-de-situacao/>

Coordination Center for Health Emergencies, Spain:

https://www.mscbs.gob.es/profesionales/saludPublica/ccayes/alertasActual/nCov-China/documentos/Actualizacion_78_COVID-19.pdf

Our World in Data, Testing:

<https://ourworldindata.org/coronavirus>

BBC News Services, Coronavirus Tracking:

<https://www.bbc.com/news/uk-51768274>

City of Toronto:

<https://www.toronto.ca/home/covid-19/media-room/covid-19-status-of-cases-in-toronto/>

General Secretariat for Health, Spain:

<https://www.mscbs.gob.es/profesionales/saludPublica/ccayes/alertasActual/nCov-China/home.htm>

CDC, National Vital Statistics Reports:

https://www.cdc.gov/nchs/data/nvsr/nvsr68/nvsr68_06-508.pdf

The COVID Tracking Project:

<https://covidtracking.com/data/>

CIA World Factbook:

<https://www.cia.gov/library/publications/resources/the-world-factbook/>

Secretary of Health, Mexico:

<https://www.gob.mx/salud/en>