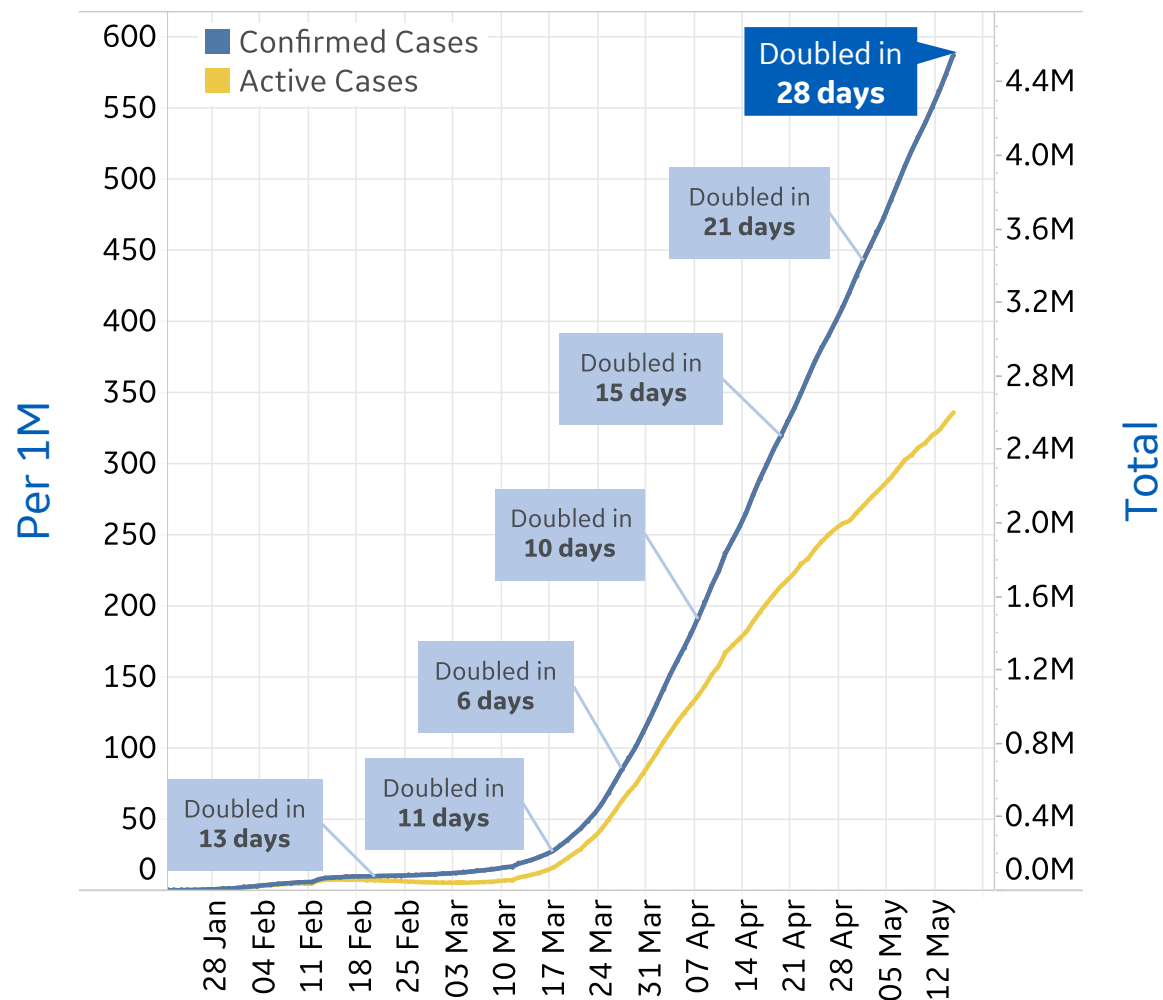




Global Confirmed & Active Cases

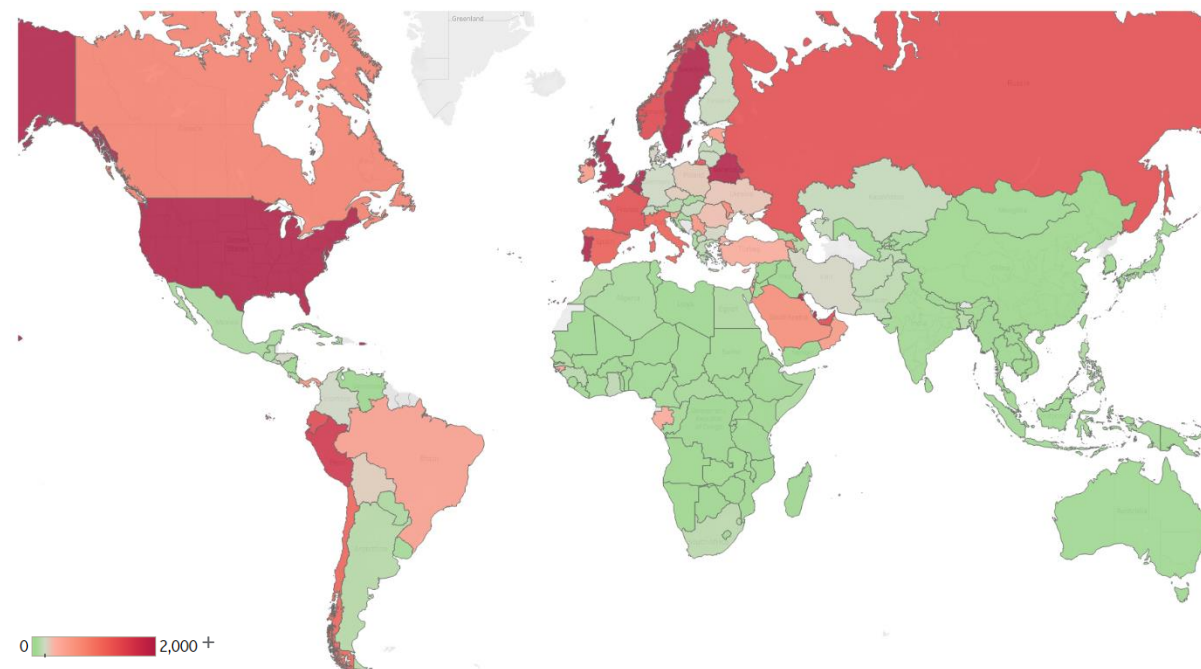


Trend since 22 Jan



Today per 1M

Active cases = Confirmed - Recovered - Deaths



Per 1M:	Today	Change
Active Today	335	+2%
Active	6 new	+2%
Confirmed	13 new	+2%
Deaths	1 new	+2%
Recovered	6 new	+3%



Top 50 Countries: Per 1M



1 - 25

	Active Today	Today			Total since 22 Jan		
		Confirmed	Deaths	Recovered	Total Confirmed	Total Deaths	Total Recovered
Qatar	8,978	400	0	66	10,213	5	1,231
Singapore	3,354	136	0	218	4,596	4	1,239
US	3,337	76	5	14	4,359	264	758
UK	2,989	52	6	0	3,506	502	15
Belgium	2,708	31	5	16	4,715	773	1,234
Portugal	2,360	26	1	12	2,803	117	326
Bahrain	2,310	226	1	169	3,869	7	1,552
Netherlands	2,221	12	3	0	2,561	330	9
Kuwait	2,136	207	2	44	3,011	22	852
Sweden	2,039	62	12	0	2,892	361	492
Belarus	1,986	101	1	68	2,935	17	932
Peru	1,667	118	4	60	2,563	73	823
Norway	1,467	4	0	0	1,516	43	6
UAE	1,445	76	0	40	2,207	21	741
Ecuador	1,442	55	15	0	1,784	147	195
France	1,402	10	2	13	2,752	422	928
Russia	1,386	73	1	32	1,801	17	399
Spain	1,239	14	3	30	4,923	587	3,097
Italy	1,192	13	4	81	3,703	523	1,988
Chile	1,179	131	1	50	2,069	21	869
Canada	884	31	2	21	2,013	150	978
EU	864	12	2	24	2,445	270	1,310
Moldova	822	48	2	0	1,424	50	552
Armenia	785	62	1	32	1,365	18	562
Saudi Arabia	776	66	0	81	1,413	8	628

26 - 50

	Active Today	Today			Total since 22 Jan		
		Confirmed	Deaths	Recovered	Total Confirmed	Total Deaths	Total Recovered
Dom. Rep.	715	39	0	19	1,082	39	328
Panama	677	35	1	0	2,148	62	1,409
Serbia	677	7	0	25	1,195	26	492
Oman	637	56	0	9	906	4	264
Ireland	601	26	2	0	4,852	307	3,943
Estonia	588	6	1	11	1,331	47	696
Brazil	566	81	5	26	1,036	70	400
Slovenia	525	0	0	2	705	50	130
Guinea-Bissau	449	0	0	0	464	2	13
Gabon	440	47	0	16	543	4	98
Israel	432	1	0	7	1,917	31	1,454
Turkey	430	20	1	25	1,737	48	1,258
Eq. Guinea	403	8	0	7	423	5	16
Cyprus	341	2	0	0	754	14	398
Romania	312	10	1	16	854	56	487
Ukraine	283	11	0	7	396	11	102
Poland	269	11	1	6	476	24	183
Bolivia	255	18	1	7	306	14	37
Czechia	255	5	0	13	785	28	502
Bos. and Herz.	235	5	2	19	682	39	407
Denmark	224	13	0	27	1,897	93	1,581
Bulgaria	215	5	0	2	308	15	78
Iran	213	25	1	15	1,389	82	1,093
Honduras	208	14	0	1	248	14	27
Total World	335	13	1	6	586	40	211

Confirmed cases in **Russia** increased 32% since 9 May

Top 50 countries selected by Active Cases / 1M
Excluded countries with population < 1M



Top 50 Countries: Raw Volume

1 - 25

	Active Cases	Today			Total since 22 Jan		
		Confirmed	Deaths	Recovered	Total Confirmed	Total Deaths	Total Recovered
US	1,104,547	25,050	1,632	4,333	1,442,824	87,530	250,747
EU	384,827	5,424	808	10,670	1,088,542	120,395	583,320
UK	202,879	3,564	385	4	238,004	34,078	1,047
Russia	202,199	10,598	113	4,696	262,843	2,418	58,226
Brazil	120,359	17,126	963	5,491	220,291	14,962	84,970
France	91,536	636	104	843	179,630	27,532	60,562
Italy	72,070	789	242	4,917	223,885	31,610	120,205
Spain	57,941	643	138	1,409	230,183	27,459	144,783
Peru	54,956	3,891	125	1,996	84,495	2,392	27,147
Netherlands	38,059	200	53	0	43,880	5,662	159
Turkey	36,269	1,708	48	2,103	146,457	4,055	106,133
Canada	33,372	1,178	87	804	75,959	5,679	36,908
Belgium	31,384	356	56	190	54,644	8,959	14,301
Saudi Arabia	27,015	2,307	9	2,818	49,176	292	21,869
Qatar	25,865	1,153	0	190	29,425	14	3,546
Ecuador	25,440	965	256	0	31,467	2,594	3,433
Portugal	24,065	264	6	130	28,583	1,190	3,328
Chile	22,534	2,502	26	959	39,542	394	16,614
Sweden	20,590	625	117	0	29,207	3,646	4,971
Singapore	19,622	793	0	1,275	26,891	21	7,248
Belarus	18,767	958	5	639	27,730	156	8,807
Iran	17,897	2,102	48	1,297	116,635	6,902	91,836
UAE	14,293	747	2	398	21,831	210	7,328
Ukraine	12,381	483	20	330	17,330	476	4,473
Poland	10,191	401	24	222	18,016	907	6,918

26 - 50

	Active Cases	Today			Total since 22 Jan		
		Confirmed	Deaths	Recovered	Total Confirmed	Total Deaths	Total Recovered
Kuwait	9,124	885	8	189	12,860	96	3,640
Norway	7,955	23	0	0	8,219	232	32
Dom. Rep.	7,758	419	2	206	11,739	424	3,557
Romania	5,997	190	17	317	16,437	1,070	9,370
Serbia	5,912	64	1	217	10,438	225	4,301
Bahrain	3,931	385	2	287	6,583	12	2,640
Israel	3,736	10	1	66	16,589	266	12,587
Moldova	3,315	192	8	0	5,745	202	2,228
Oman	3,255	284	2	47	4,625	20	1,350
Bolivia	2,979	205	12	78	3,577	164	434
Ireland	2,968	129	12	0	23,956	1,518	19,470
Panama	2,922	150	6	0	9,268	266	6,080
Czechia	2,730	55	2	140	8,406	295	5,381
Armenia	2,326	184	3	94	4,044	52	1,666
Honduras	2,062	142	1	11	2,460	134	264
Bulgaria	1,491	38	3	14	2,138	102	545
Denmark	1,295	78	0	154	10,989	537	9,157
Slovenia	1,092	1	0	3	1,465	103	270
Gabon	980	105	0	37	1,209	10	219
Guinea-Bissau	884	0	0	0	913	3	26
Estonia	780	8	1	14	1,766	63	923
Bos. and Herz.	772	18	6	64	2,236	128	1,336
Eq. Guinea	565	11	0	9	594	7	22
Cyprus	412	3	0	0	910	17	481
Total World	2,597,614	100,184	5,248	49,174	4,542,347	307,666	1,637,067

Over 100k new cases reported **Worldwide**,
the highest single day increase recorded so far

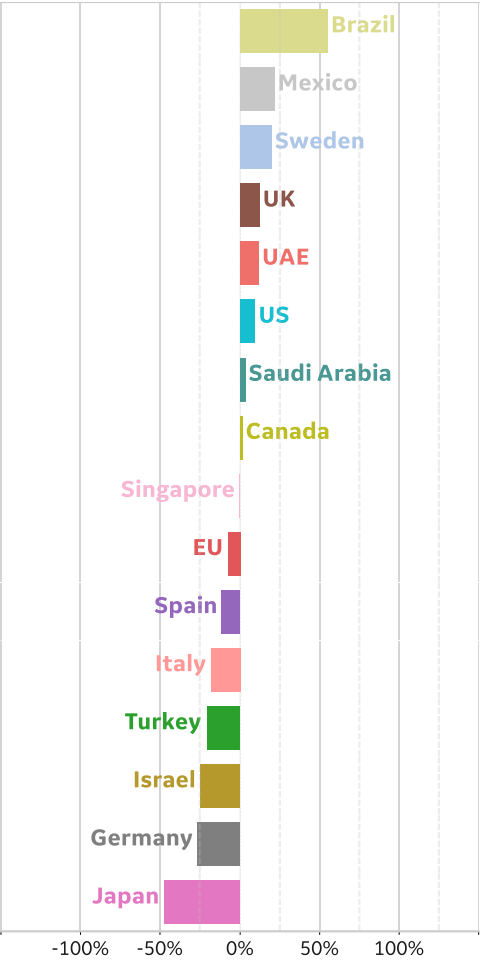
Top 50 countries selected by Active Cases / 1M
Excluded countries with population < 1M



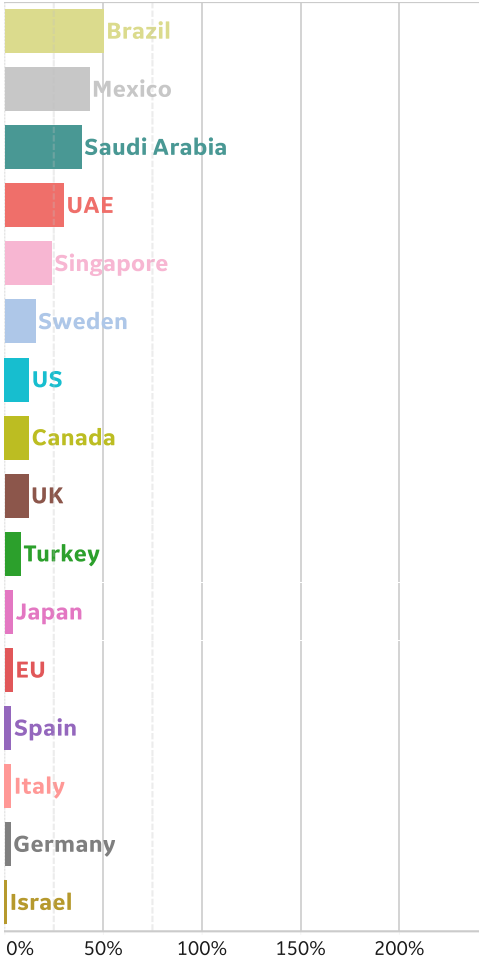
% Change in Case Volume in Select Countries

Over Previous 7 days

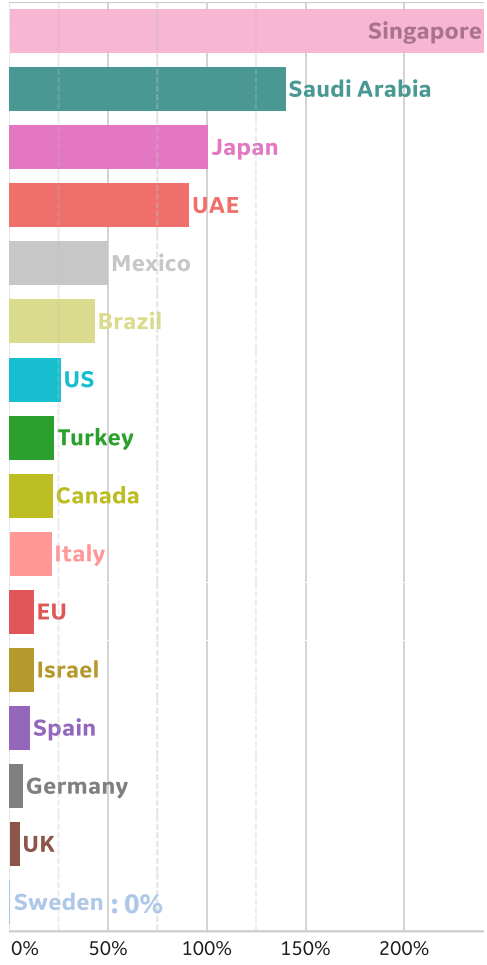
Active Cases



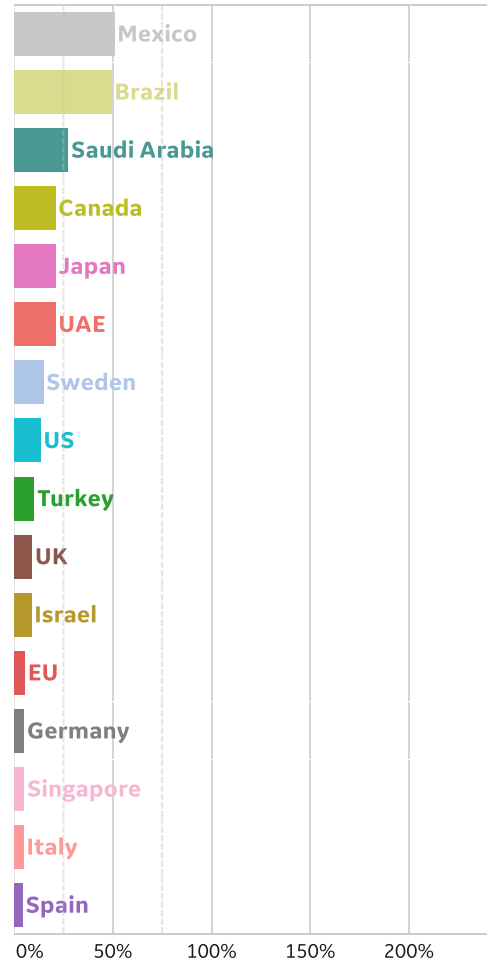
Confirmed Cases



Reported Recoveries



Reported Deaths





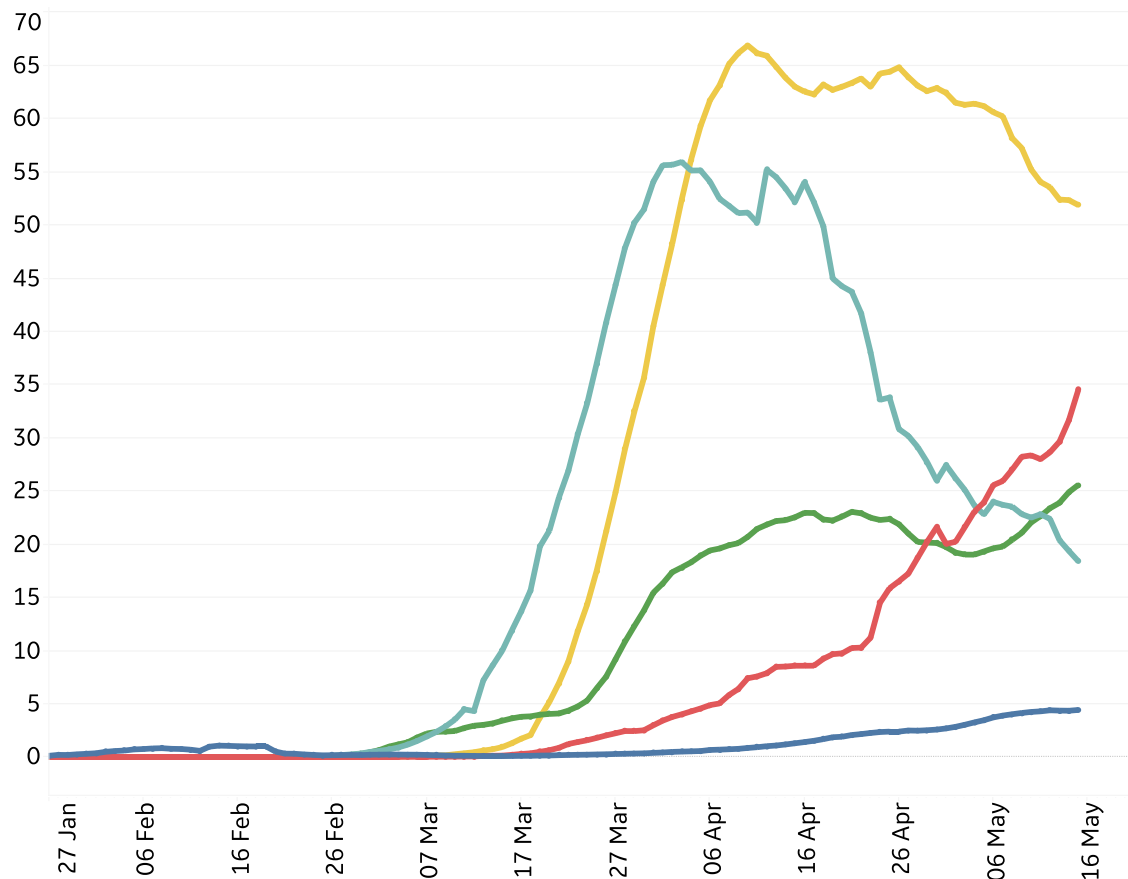
New Confirmed Cases & New Deaths



Key **North America** **Europe** **Middle East** **Central/South America** **Asia**

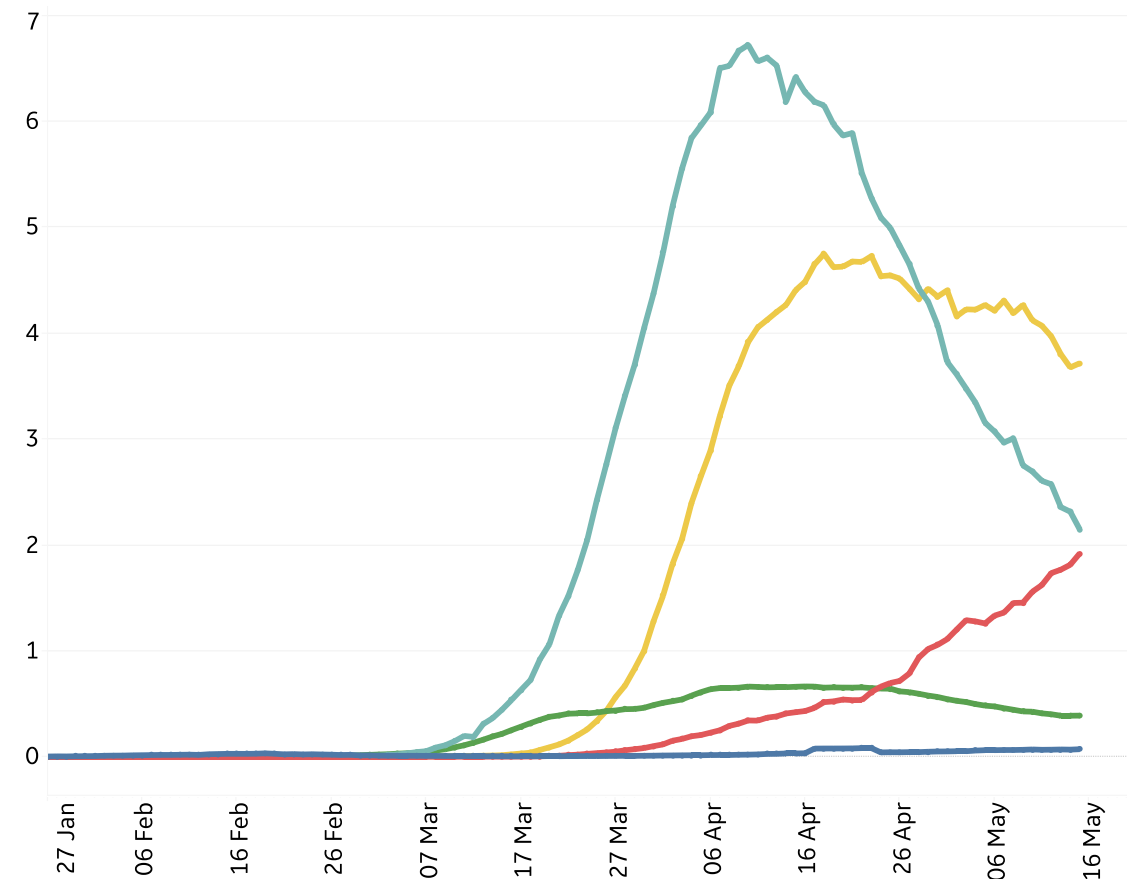
New Confirmed Cases / 1M

7-day rolling average



New Deaths / 1M

7-day rolling average





Europe & Middle East



Per 1M in Region

	Today	Change
Active Cases	819	+0.01%
Confirmed	22 new	+1%
Deaths	1 new	+1%
Recovered	20 new	+2%

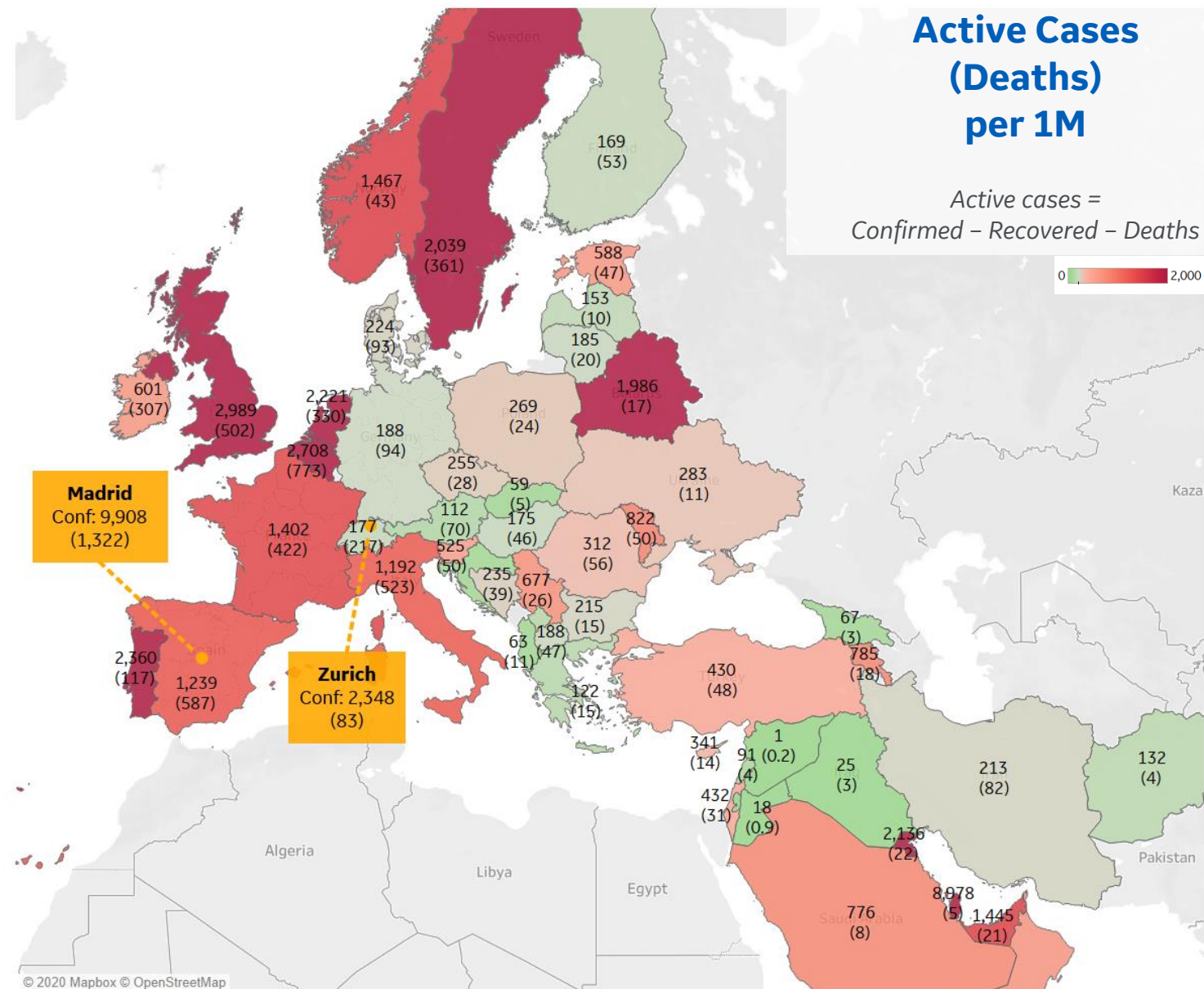
Most Active Cases per 1M

Qatar	8,978
UK	2,989
Belgium	2,708
Portugal	2,360
Bahrain	2,310
Netherlands	2,221
Kuwait	2,136
Sweden	2,039
Belarus	1,986
Norway	1,467

* Excludes regions with population < 1M

Active Cases (Deaths) per 1M

Active cases =
Confirmed - Recovered - Deaths





Per 1M in Region

	Today	Change
Active Cases	2,827	+0.3%
Confirmed	51 new	+1%
Deaths	5 new	+1%
Recovered	0 new	+0%

Most Active Cases per 1M

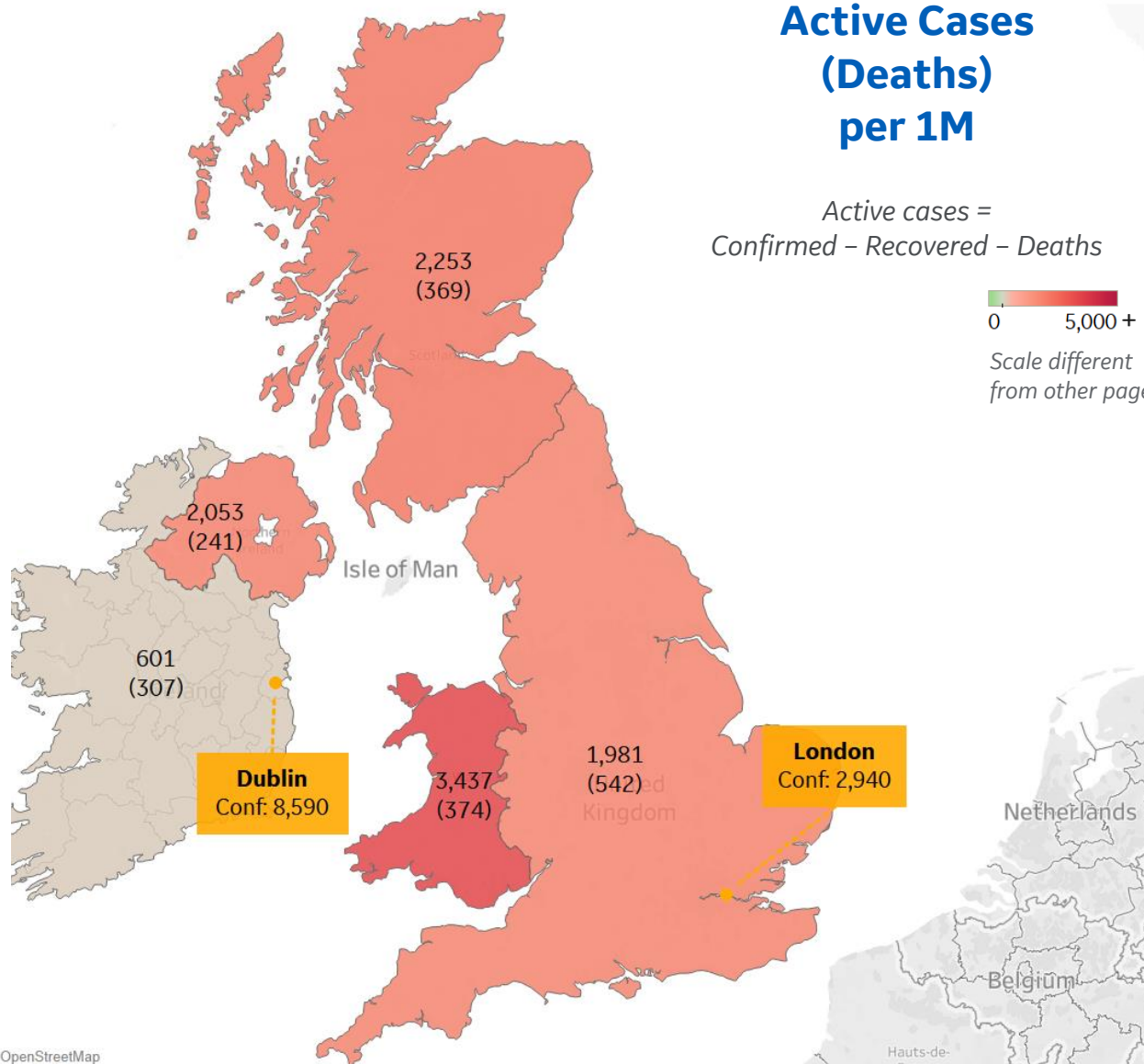
Wales	3,437
Scotland	2,253
Northern Ireland	2,053
England	1,981
Ireland	601

Active Cases (Deaths) per 1M

Active cases =
Confirmed - Recovered - Deaths

0 5,000+

Scale different
from other pages



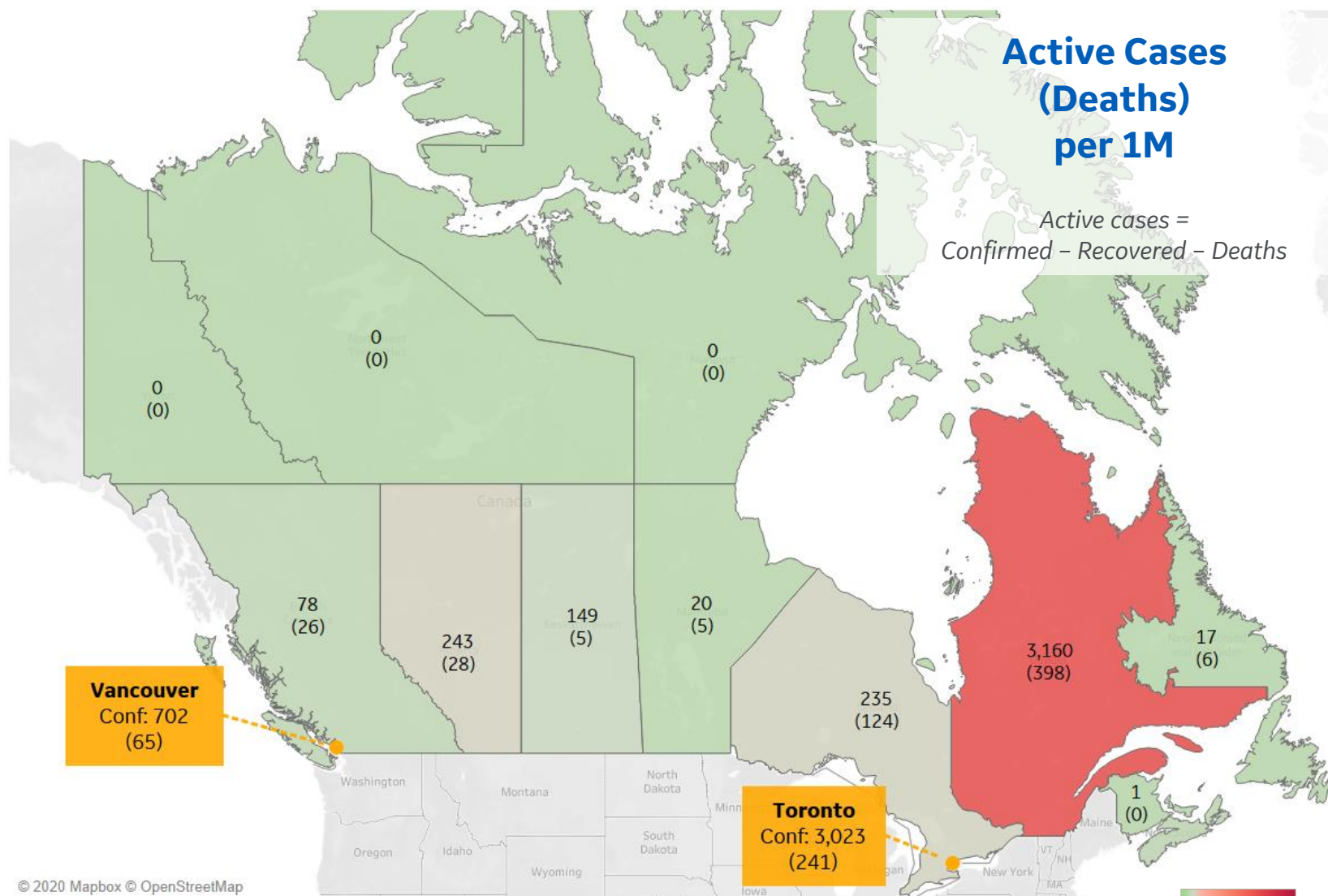


Per 1M in Region

	Today	Change
Active Cases	884	+1%
Confirmed	31 new	+2%
Deaths	2 new	+2%
Recovered	21 new	+2%

Most Active Cases per 1M

Quebec	3,160
Alberta	243
Ontario	235
Saskatchewan	149
British Columbia	78
Nova Scotia	62
Manitoba	20
Newf. & Lab.	17
New Brunswick	1



0 5,000+
Scale different from other pages



Per 1M in Region

	Today	Change
Active Cases	76	+2%
Confirmed	19 new	+6%
Deaths	2 new	+6%
Recovered	15 new	+7%

Most Active Cases per 1M

Distrito Federal	293
Tabasco	243
Morelos	143
Yucatan	135
Tlaxcala	133
Quintana Roo	127
Baja California	118
Campeche	106
Sinaloa	94
Aguascalientes	89



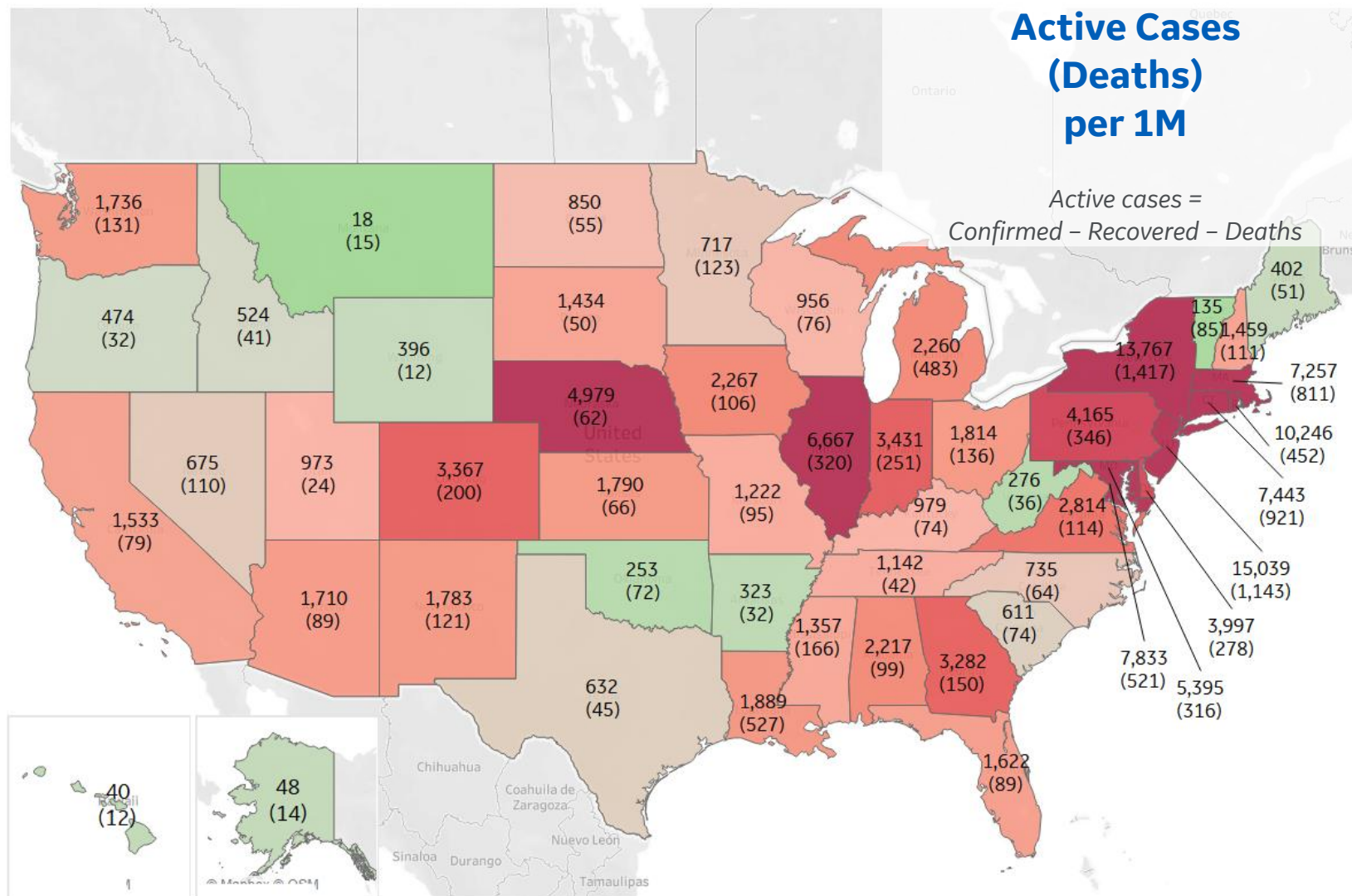


Per 1M in Region

	Today	Change
Active Cases	3,337	+2%
Confirmed	76 new	+2%
Deaths	5 new	+2%
Recovered	14 new	+2%

Most Active Cases per 1M

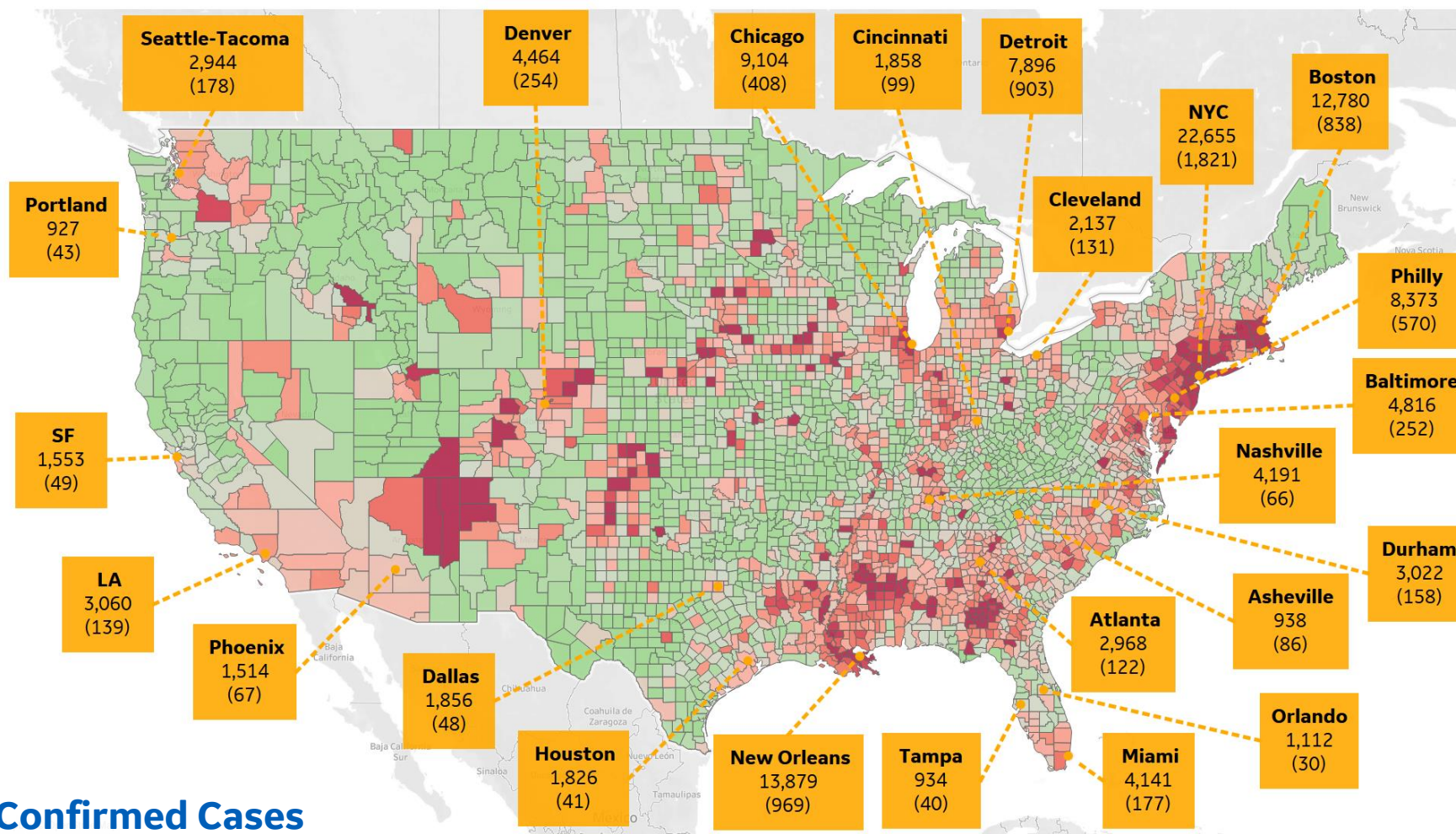
New Jersey	15,039
New York	13,767
Rhode Island	10,246
DC	7,833
Connecticut	7,443
Massachusetts	7,257
Illinois	6,667
Maryland	5,395
Nebraska	4,979
Pennsylvania	4,165



0 5,000+
Scale different from other pages

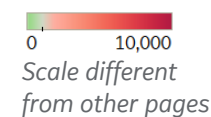


US by County & Metro, Total to Date



Confirmed Cases
(Deaths)
per 1M

Each box reports data for the Metropolitan Statistical Area of the major city listed



Top 10 Northeast Counties

Total Confirmed Cases / 1M

Rockland County, NY	37,855
Westchester County, NY	31,928
Passaic County, NJ	28,329
Nassau County, NY	27,867
Hudson County, NJ	25,210
Union County, NJ	24,904
Suffolk County, NY	24,528
Orange County, NY	24,404
New York City*	21,804
Essex County, NJ	19,168

Top 10 Other US Counties

Total Confirmed Cases / 1M

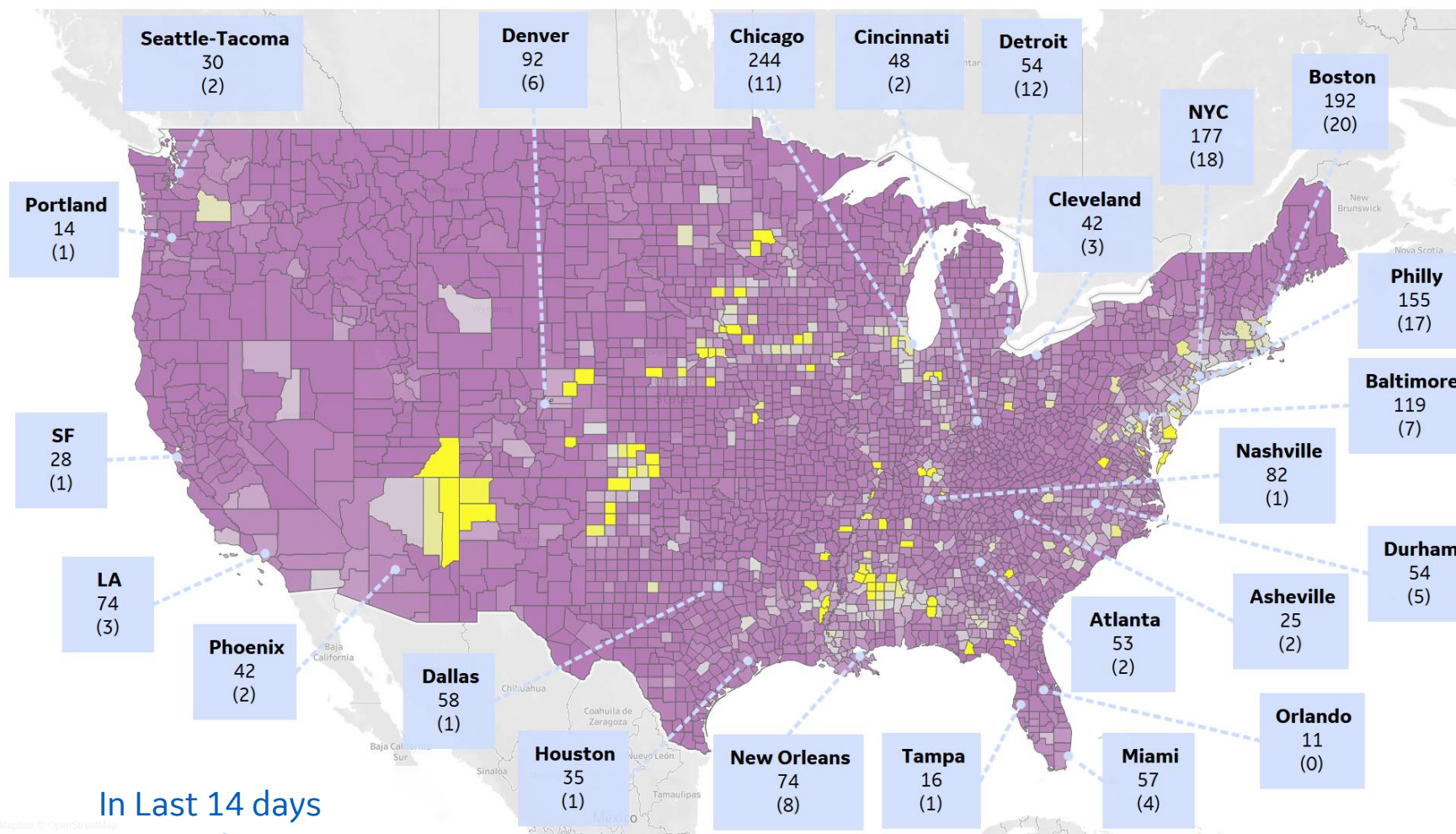
Orleans Parish, LA	17,054
Jefferson Parish, LA	15,350
Wayne County, MI	10,237
Prince George's County, MD	9,815
Cook County, IL	9,774
District of Columbia, DC	8,376
Marion County, IN	7,319
Lake County, IL	7,216
Macomb County, MI	6,823
Yakima County, WA	6,592

Note: Includes counties ≥ 250K population

* New York City counties aggregated into one reporting area



US by County & Metro, New in Last 14 days



Top 10 Northeast Counties

Avg New Confirmed Cases / 1M

Mercer County, NJ	310
Hudson County, NJ	308
Passaic County, NJ	301
Providence County, RI	283
Essex County, MA	281
Worcester County, MA	258
Suffolk County, MA	240
Bristol County, MA	227
Camden County, NJ	227
Plymouth County, MA	221

Top 10 Other US Counties

Avg New Confirmed Cases / 1M

Kane County, IL	333
Prince George's County, MD	319
Cook County, IL	295
Prince William County, VA	249
Lake County, IL	245
Yakima County, WA	242
Brown County, WI	232
Polk County, IA	232
Winnebago County, IL	229
District of Columbia, DC	224

In Last 14 days
Avg New Confirmed Cases
(Avg New Deaths)
per 1M

Each box reports data for the Metropolitan Statistical Area of the major city listed



Scale different
from other pages

Note: Includes counties ≥ 250K population

* New York City counties aggregated into one reporting area



Central & South America



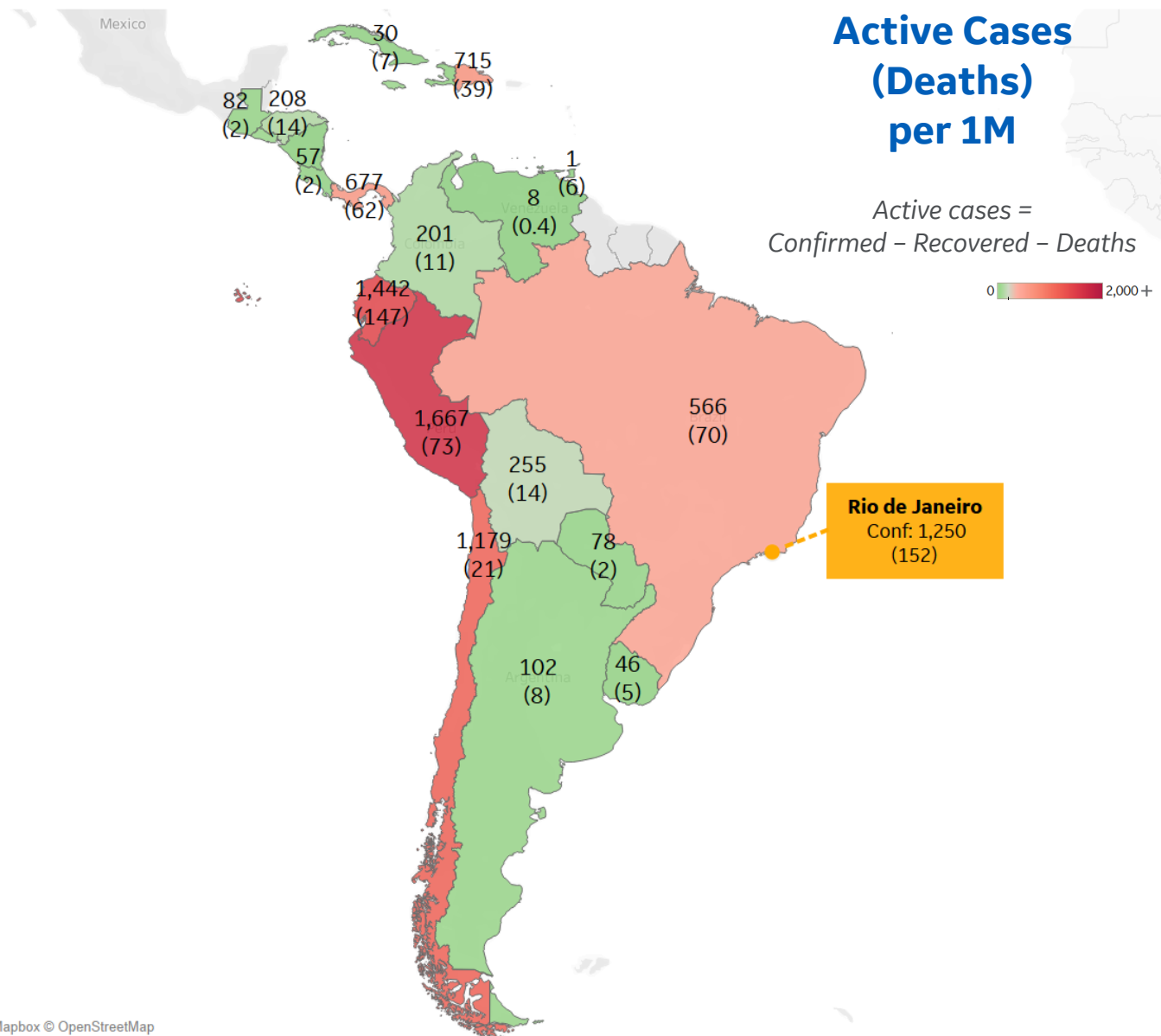
Per 1M in Region

	Today	Change
Active Cases	497	+7%
Confirmed	51 new	+7%
Deaths	3 new	+7%
Recovered	17 new	+6%

Most Active Cases per 1M

Peru	1,667
Ecuador	1,442
Chile	1,179
Dom. Rep.	715
Panama	677
Brazil	566
Bolivia	255
Honduras	208
Colombia	201
Jamaica	129

* Excludes regions with population < 1M





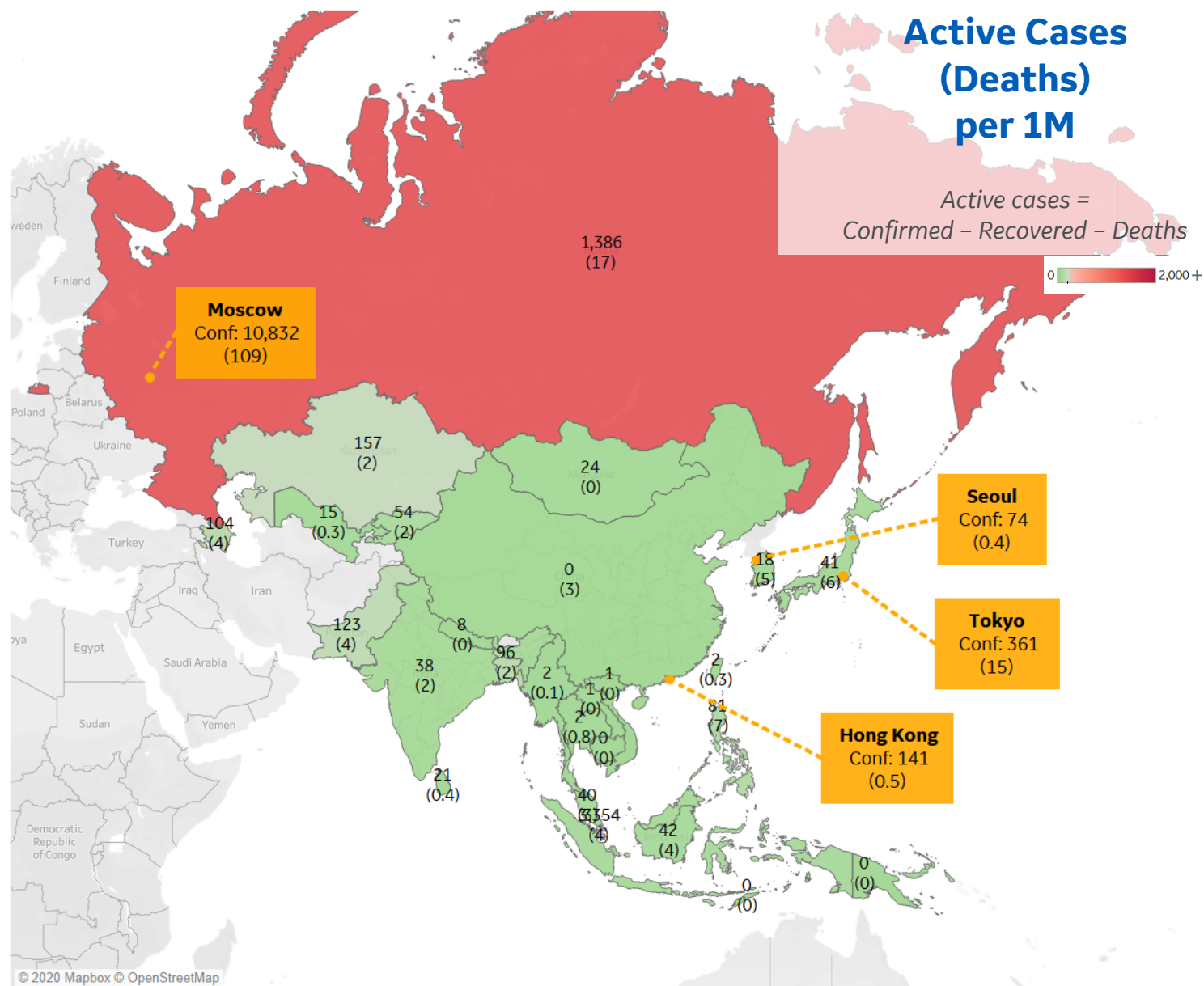
Per 1M in Region

	Today	Change
Active Cases	81	+3%
Confirmed	5 new	+4%
Deaths	0.1 new	+3%
Recovered	3 new	+6%

Most Active Cases per 1M

Singapore	3,354
Russia	1,386
Kazakhstan	157
Pakistan	123
Azerbaijan	104
Bangladesh	96
Philippines	81
Kyrgyzstan	54
Indonesia	42
Japan	41

* Excludes regions with population < 1M





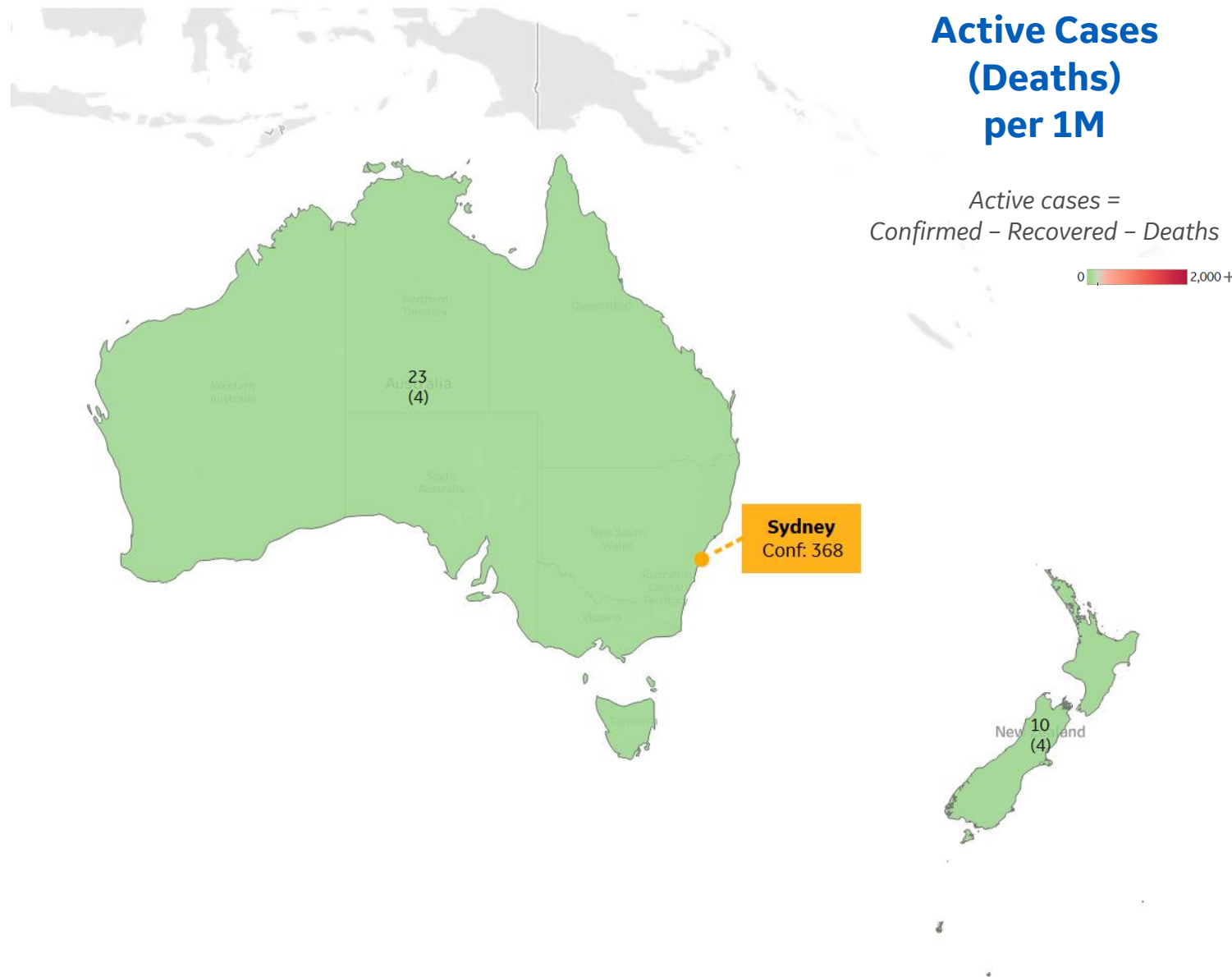
Per 1M in Region

	Today	Change
Active Cases	20	-3%
Confirmed	1 new	+0.2%
Deaths	0 new	+0%
Recovered	1 new	+0.4%

Most Active Cases per 1M

Australia	23
New Zealand	10

* Excludes regions with population < 1M





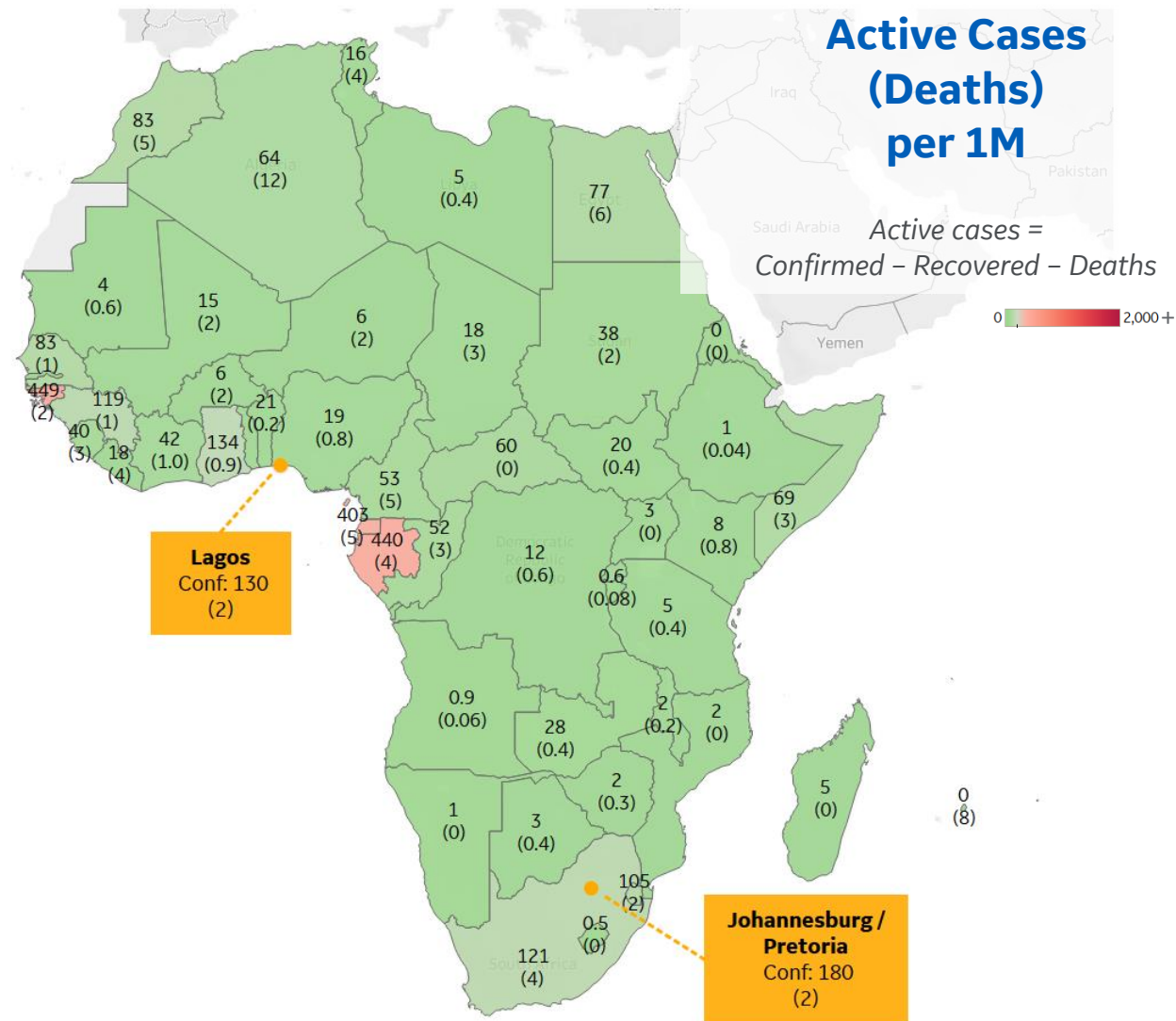
Per 1M in Region

	Today	Change
Active Cases	35	+2%
Confirmed	2 new	+4%
Deaths	0.1 new	+2%
Recovered	2 new	+10%

Most Active Cases per 1M

Guinea-Bissau	449
Gabon	440
Eq. Guinea	403
Ghana	134
South Africa	121
Guinea	119
Eswatini	105
Senegal	83
Morocco	83
Egypt	77

* Excludes regions with population < 1M





** Per 1M = Per 1 Million Population unless otherwise noted

Johns Hopkins Coronavirus Resource Center:

<https://coronavirus.jhu.edu/map.html>

Worldometer Coronavirus Reporting:

<https://www.worldometers.info/coronavirus/>

Public Health England:

<https://www.gov.uk/government/publications/covid-19-track-coronavirus-cases>

US Department of Homeland Security, Homeland Infrastructure Foundation-Level Data:

<https://hifld-geoplatform.opendata.arcgis.com/datasets/hospitals>

City of New York, NYC Health:

<https://www1.nyc.gov/site/doh/covid/covid-19-data.page>

Chicago Coronavirus Latest Data:

<https://www.chicago.gov/city/en/sites/covid-19/home/latest-data.html>

National Health Commission of the PRC:

<http://www.nhc.gov.cn/xcs/yqtb/202003/bf66696029ba420098164607240074f8.shtml>

Korean Centers for Disease Control and Prevention:

http://www.cdc.go.kr/cdc_eng/

CDC, Severe Outcomes Among Patients with Coronavirus Disease 2019 (COVID-19):

<https://www.cdc.gov/mmwr/volumes/69/wr/mm6912e2.htm>

COVID-19 Information for Switzerland:

<https://www.corona-data.ch/>

WHO Europe, Surveillance Report:

<http://www.euro.who.int/en/health-topics/health-emergencies/coronavirus-covid-19/weekly-surveillance-report>

WHO Europe, Principles for Transition:

<http://www.euro.who.int/en/media-centre/sections/statements/2020/statement-transition-to-a-new-normal-during-the-covid-19-pandemic-must-be-guided-by-public-health-principles>

UK Office for National Statistics

<https://www.ons.gov.uk/peoplepopulationandcommunity/birthsdeathsandmarriages/deaths/bulletins/deathsregisteredweeklyinenglandandwalesprovisional/weekending24april2020>

Public Health Authority of Sweden:

<https://www.folkhalsomyndigheten.se/smittykydd-beredskap/utbrott/aktuella-utbrott/covid-19/bekraftade-fall-i-sverige>

National Public Health Agency of France:

<https://www.santepubliquefrance.fr/regions/ile-de-france/documents/bulletin-regional/2020/covid-19-point-epidemiologique-en-ile-de-france-du-23-avril-2020>

Italian Department of Civil Protection, COVID Monitoring:

<http://opendatadpc.maps.arcgis.com/apps/opsdashboard/index.html#/b0c68bce2cce478eaac82fe38d4138b1>

Italian Ministry of Health:

<http://www.salute.gov.it/portale/nuovocoronavirus/dettaglioContenutiNuovoCoronavirus.jsp?lingua=italiano&id=5351&area=nuovoCoronavirus&menu=vuoto>

New South Wales Government:

<https://www.health.nsw.gov.au/Infectious/diseases/Pages/covid-19-latest.aspx>

Provincial Health Services Authority of Canada, BC Center for Disease Control:

<http://www.bccdc.ca/about/news-stories/stories/2020/information-on-novel-coronavirus>

Coronavirus Cases in Japan by Prefecture, Nippon Communications Foundation:

<https://www.nippon.com/en/japan-data/h00657/coronavirus-cases-in-japan-by-prefecture.html>

Government of Ireland:

<https://www.gov.ie/en/press-release/a8debf-statement-from-the-national-public-health-emergency-team-friday-apri/>

The Lancet Infectious Disease, Estimates of the severity of coronavirus disease 2019:

[https://www.thelancet.com/journals/laninf/article/PIIS1473-3099\(20\)30243-7/fulltext#seccestitle230](https://www.thelancet.com/journals/laninf/article/PIIS1473-3099(20)30243-7/fulltext#seccestitle230)

Ministry of Health of Portugal, Status Reports:

<https://covid19.min-saude.pt/relatorio-de-situacao/>

Coordination Center for Health Emergencies, Spain:

https://www.mscbs.gob.es/profesionales/saludPublica/ccayes/alertasActual/nCov-China/documentos/Actualizacion_78_COVID-19.pdf

Our World in Data, Testing:

<https://ourworldindata.org/coronavirus>

BBC News Services, Coronavirus Tracking:

<https://www.bbc.com/news/uk-51768274>

City of Toronto:

<https://www.toronto.ca/home/covid-19/media-room/covid-19-status-of-cases-in-toronto/>

General Secretariat for Health, Spain:

<https://www.mscbs.gob.es/profesionales/saludPublica/ccayes/alertasActual/nCov-China/home.htm>

CDC, National Vital Statistics Reports:

https://www.cdc.gov/nchs/data/nvsr/nvsr68/nvsr68_06-508.pdf

The COVID Tracking Project:

<https://covidtracking.com/data/>

CIA World Factbook:

<https://www.cia.gov/library/publications/resources/the-world-factbook/>

Secretary of Health, Mexico:

<https://www.gob.mx/salud/en>