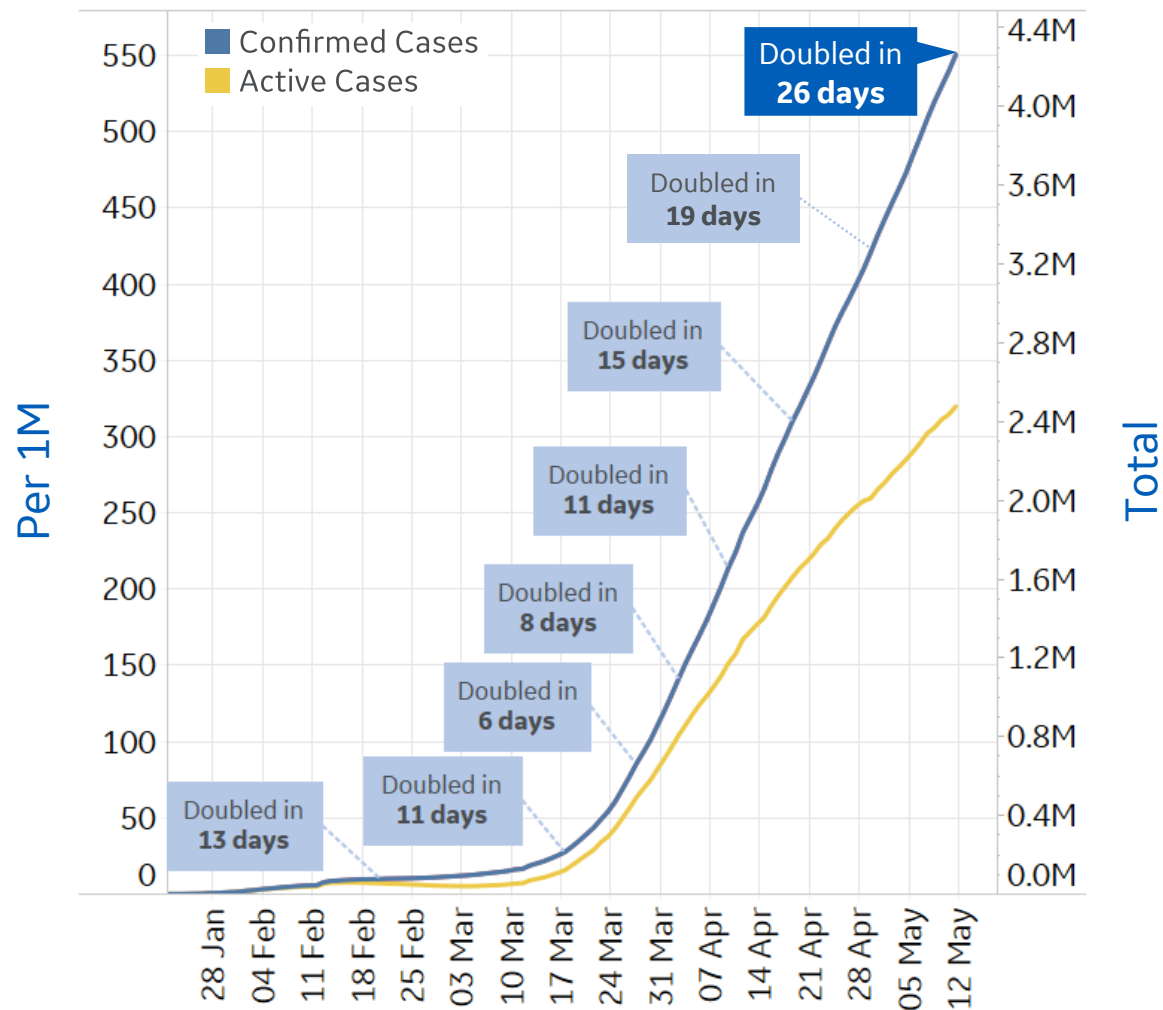




# Global Confirmed & Active Cases

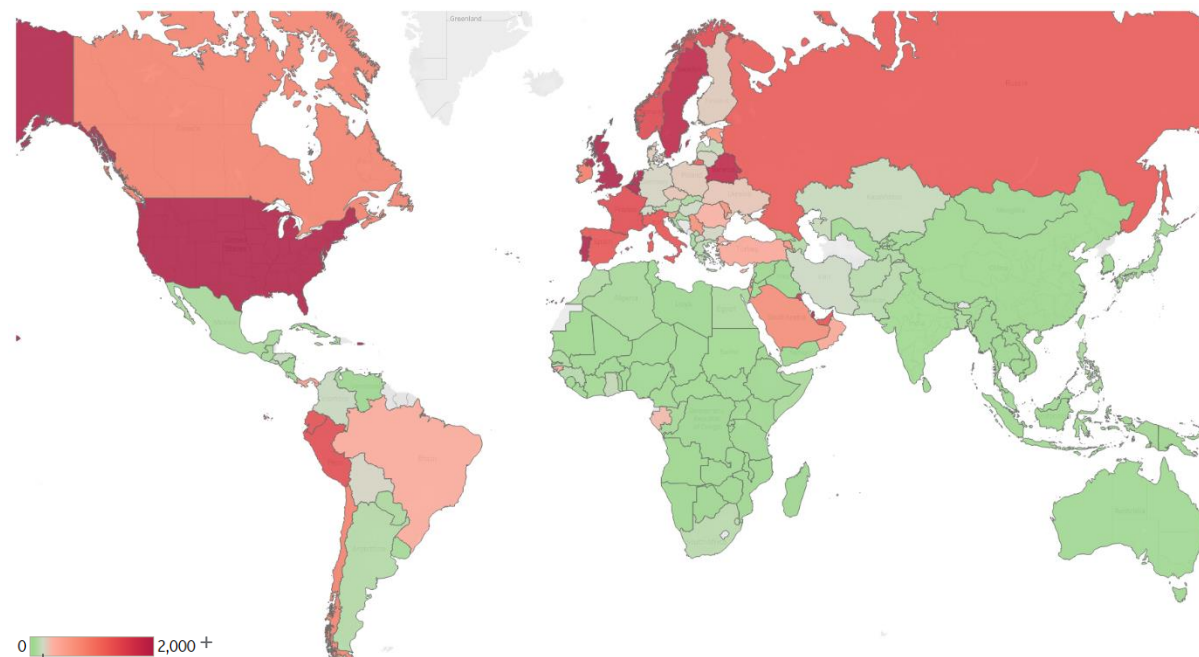


## Trend since 22 Jan



## Today per 1M

Active cases = Confirmed - Recovered - Deaths



Per 1M:	Today	Change
Active Today	320	+2%
Active	6 new	+2%
Confirmed	11 new	+2%
Deaths	1 new	+2%
Recovered	5 new	+3%



# Top 50 Countries: Per 1M

## 1 - 25

	Active Today	Today			Total since 22 Jan		
		Confirmed	Deaths	Recovered	Confirmed	Total Deaths	Total Recovered
Qatar	7,676	530	0	62	8,729	5	1,048
Singapore	3,555	145	0	107	4,217	4	658
US	3,193	65	5	N/A	4,137	249	696
UK	2,857	50	9	0	3,355	483	15
Belgium	2,699	28	5	3	4,640	756	1,185
Portugal	2,328	23	2	46	2,737	114	295
Netherlands	2,189	11	3	0	2,520	323	9
Bahrain	1,957	173	1	24	3,251	5	1,288
Sweden	1,880	60	6	0	2,700	328	492
Belarus	1,879	102	1	47	2,632	15	738
Kuwait	1,663	232	2	45	2,406	18	726
Norway	1,457	5	1	0	1,505	42	6
France	1,432	12	5	16	2,732	414	887
Peru	1,416	98	3	28	2,185	62	707
Ecuador	1,398	52	10	0	1,724	132	195
UAE	1,359	79	0	64	1,988	21	608
Italy	1,344	23	3	41	3,659	511	1,803
Spain	1,329	13	4	39	4,877	576	2,973
Russia	1,279	75	1	25	1,591	14	298
Ireland	941	22	4	0	4,707	301	3,465
EU	908	13	2	21	2,409	264	1,237
Chile	903	87	1	27	1,659	18	739
Canada	876	31	5	28	1,919	140	902
Saudi Arabia	787	55	0	72	1,233	8	438
Serbia	735	8	0	35	1,172	25	412

## 26 - 50

	Active Today	Today			Total since 22 Jan		
		Confirmed	Deaths	Recovered	Confirmed	Total Deaths	Total Recovered
Moldova	720	39	2	22	1,278	45	513
Armenia	696	49	0	24	1,194	16	483
Estonia	684	4	0	20	1,316	46	586
Dom. Rep.	671	25	1	32	1,005	37	297
Panama	582	39	1	309	2,036	58	1,395
Slovenia	529	0	0	1	703	49	125
Israel	484	3	0	28	1,910	30	1,396
Oman	481	29	0	0	729	3	245
Turkey	459	20	1	37	1,677	46	1,173
Brazil	438	41	4	25	838	59	342
Guinea-Bissau	402	30	0	0	417	2	13
Romania	369	10	1	23	820	52	399
Cyprus	363	2	0	40	748	13	372
Gabon	322	27	0	4	388	4	62
Eq. Guinea	301	0	0	0	313	3	9
Czechia	285	4	0	17	768	26	457
Ukraine	280	9	0	2	366	10	77
Bos. and Herz.	266	5	1	16	658	36	356
Poland	263	16	1	8	447	22	162
Finland	258	3	1	54	1,083	50	776
Denmark	256	13	N/A	44	1,863	91	1,515
Germany	218	7	1	19	2,067	92	1,757
Lithuania	217	2	0	6	548	18	312
Bolivia	216	11	1	1	254	11	27
Total World	320	11	1	5	550	38	193

Confirmed cases in **UK** increased 16% in the last 7 days

Top 50 countries selected by Active Cases / 1M  
Excluded countries with population < 1M



# Top 50 Countries: Raw Volume

## 1 - 25

	Active Cases	Today			Total since 22 Jan		
		Confirmed	Deaths	Recovered	Confirmed Cases	Total Deaths	Total Recovered
US	1,056,733	21,495	1,674	N/A	1,369,376	82,356	230,287
EU	404,344	5,994	1,037	9,387	1,072,531	117,510	550,677
UK	193,949	3,409	628	8	227,741	32,769	1,023
Russia	186,615	10,899	107	3,711	232,243	2,116	43,512
France	93,457	802	348	1,063	178,349	26,994	57,898
Italy	81,266	1,402	172	2,452	221,216	30,911	109,039
Spain	62,130	594	176	1,841	228,030	26,920	138,980
Peru	46,678	3,237	96	918	72,059	2,057	23,324
Netherlands	37,505	196	54	0	43,183	5,529	149
Canada	33,064	1,155	185	1,048	72,419	5,300	34,055
Belgium	31,286	330	54	35	53,779	8,761	13,732
Saudi Arabia	27,404	1,911	9	2,520	42,925	264	15,257
Ecuador	24,659	910	182	0	30,419	2,327	3,433
Portugal	23,737	234	19	464	27,913	1,163	3,013
Qatar	22,116	1,526	0	179	25,149	14	3,019
Singapore	20,799	849	0	626	24,671	21	3,851
Sweden	18,988	602	57	0	27,272	3,313	4,971
Belarus	17,757	967	7	443	24,873	142	6,974
Chile	17,261	1,658	12	520	31,721	335	14,125
UAE	13,446	783	2	631	19,661	203	6,012
Norway	7,897	25	4	0	8,157	228	32
Kuwait	7,101	991	10	194	10,277	75	3,101
Serbia	6,423	67	2	310	10,243	220	3,600
Ireland	4,644	107	21	0	23,242	1,488	17,110
Bahrain	3,330	295	1	40	5,531	9	2,192

## 26 - 50

	Active Cases	Today			Total since 22 Jan		
		Confirmed	Deaths	Recovered	Confirmed Cases	Total Deaths	Total Recovered
Brazil	93,156	8,620	808	5,213	178,214	12,461	72,597
Turkey	38,692	1,704	53	3,109	141,475	3,894	98,889
Germany	18,233	595	77	1,583	173,171	7,738	147,200
Ukraine	12,225	375	17	85	16,023	425	3,373
Poland	9,951	595	28	315	16,921	839	6,131
Dom. Rep.	7,277	266	9	351	10,900	402	3,221
Romania	7,091	190	20	440	15,778	1,002	7,685
Israel	4,186	23	2	240	16,529	260	12,083
Czechia	3,049	45	1	178	8,221	283	4,889
Moldova	2,903	159	7	89	5,154	182	2,069
Bolivia	2,523	133	6	14	2,964	128	313
Panama	2,510	167	3	1,334	8,783	252	6,021
Oman	2,454	148	0	0	3,721	17	1,250
Armenia	2,061	146	1	71	3,538	47	1,430
Denmark	1,484	78	N/A	252	10,789	527	8,778
Finland	1,428	19	4	300	6,003	275	4,300
Slovenia	1,100	1	0	3	1,461	102	259
Estonia	908	5	0	26	1,746	61	777
Bos. and Herz.	873	17	4	54	2,158	117	1,168
Guinea-Bissau	791	59	0	0	820	3	26
Gabon	717	61	0	10	863	9	137
Lithuania	591	6	0	17	1,491	50	850
Cyprus	438	2	0	48	903	16	449
Eq. Guinea	422	0	0	0	439	4	13
<b>Total World</b>	<b>2,476,391</b>	<b>84,245</b>	<b>5,612</b>	<b>37,205</b>	<b>4,261,747</b>	<b>291,942</b>	<b>1,493,414</b>

**Worldwide** confirmed cases increased 2% in the last 7 days

Top 50 countries selected by Active Cases / 1M  
Excluded countries with population < 1M



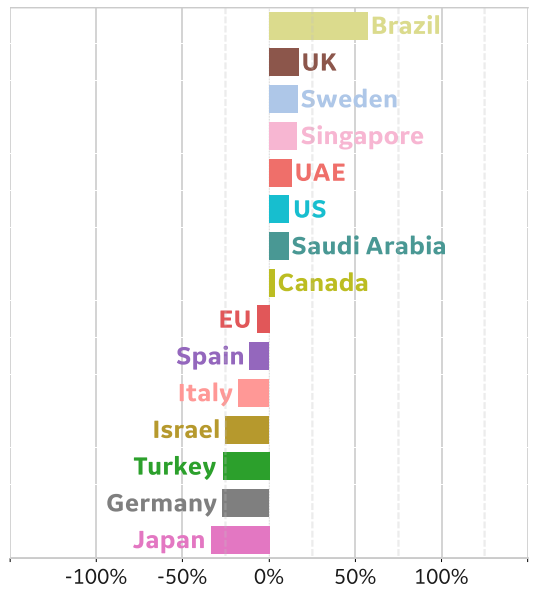




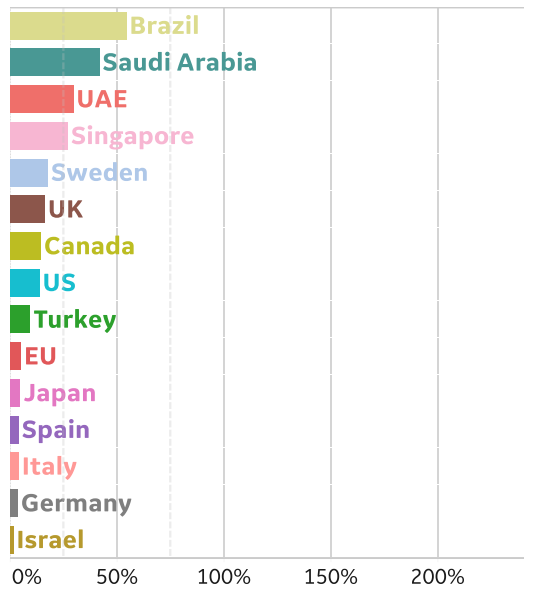
# % Change in Case Volume in Select Countries

## Over Previous 7 days

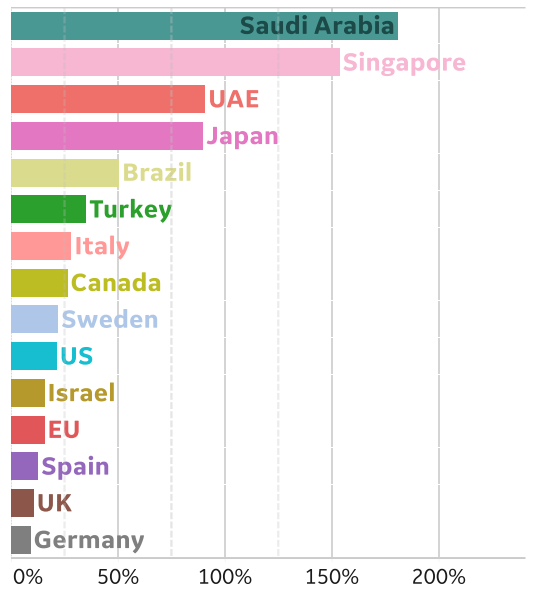
### Active Cases



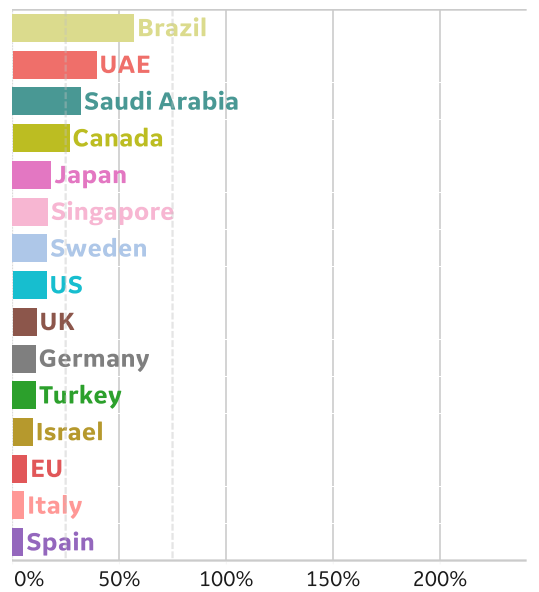
### Confirmed Cases



### Reported Recoveries



### Reported Deaths



\* Recoveries in Saudi Arabia increased almost 200% due to batched reporting



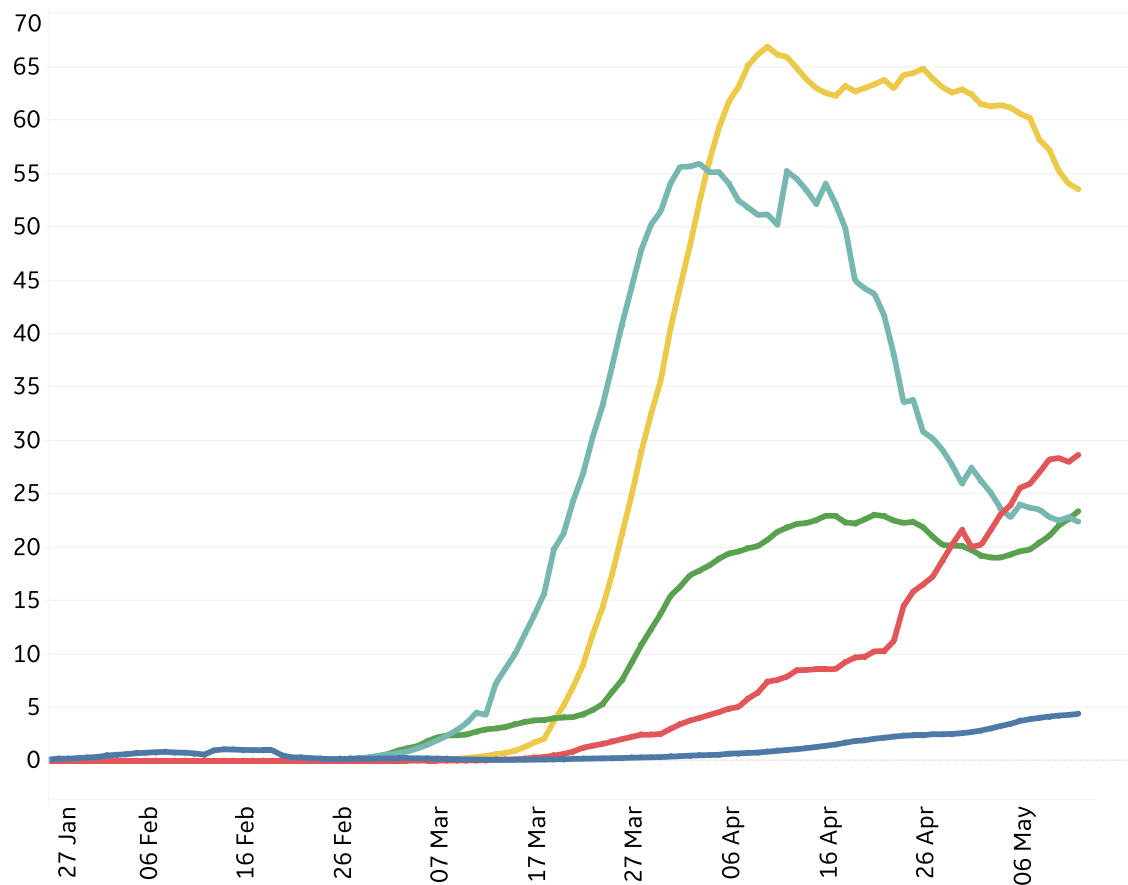
# New Confirmed Cases & New Deaths



Key **North America** **Europe** **Middle East** **Central/South America** **Asia**

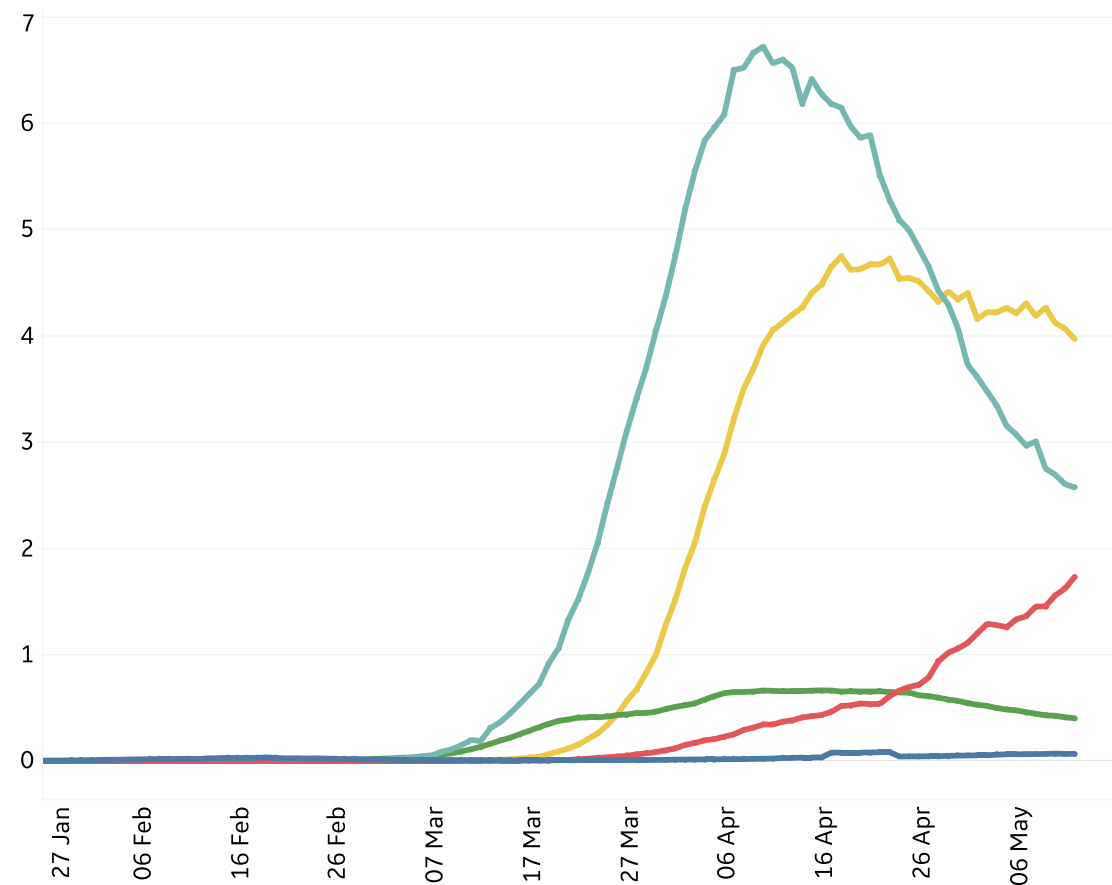
## New Confirmed Cases / 1M

7-day rolling average



## New Deaths / 1M

7-day rolling average

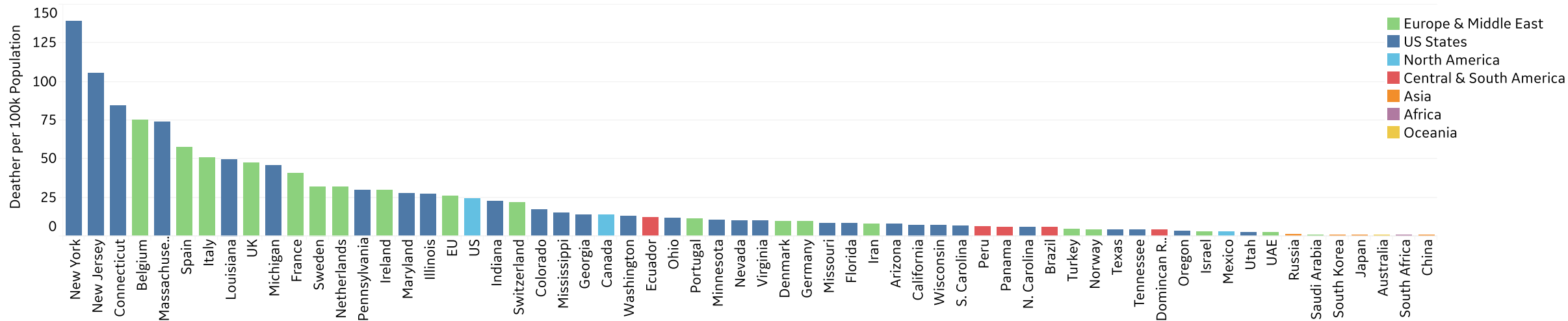




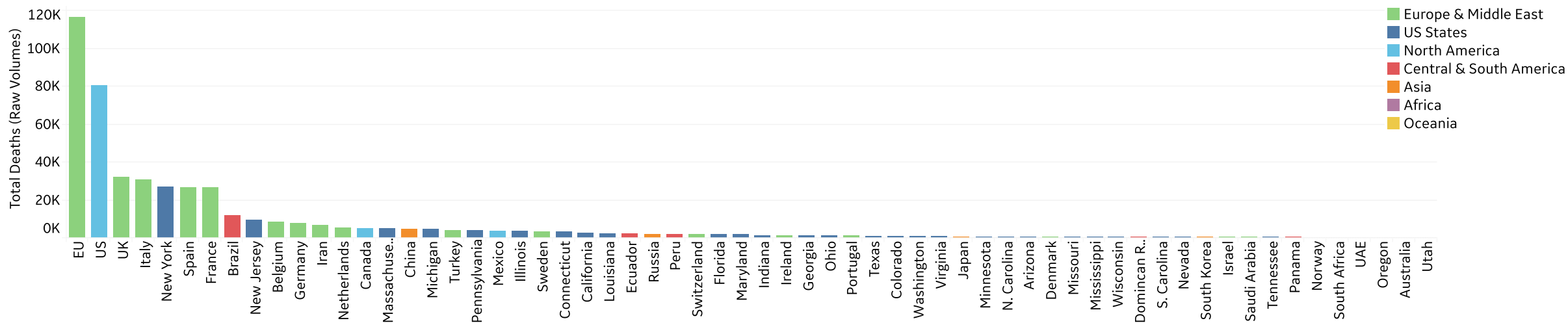
# Feature: Deaths in Select Countries & States



## Deaths / 100,000



## Total Deaths



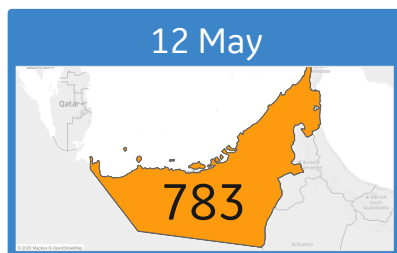
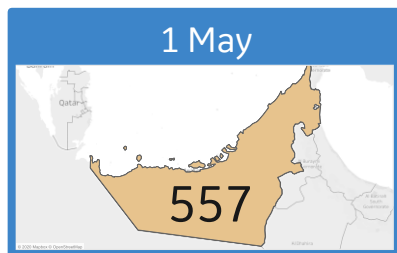
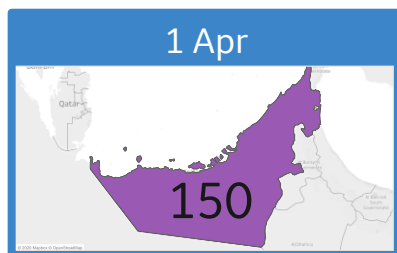
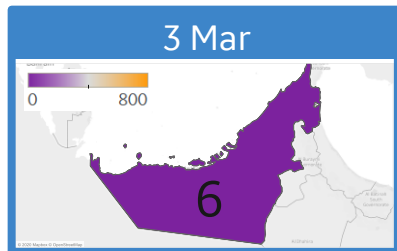




# Feature: United Arab Emirates

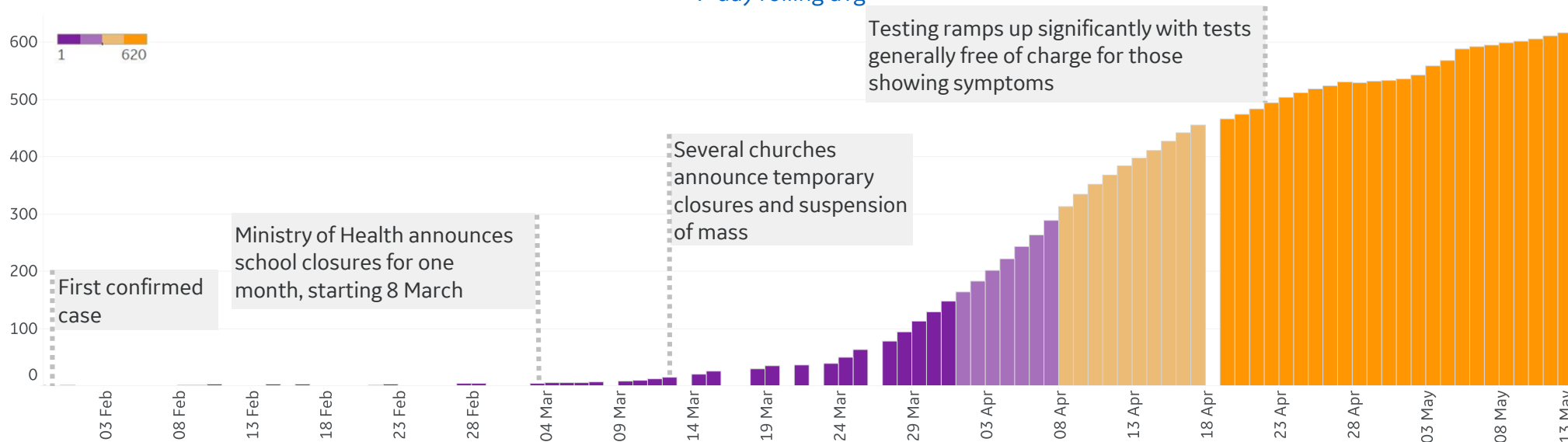


## New Confirmed Cases / 1M



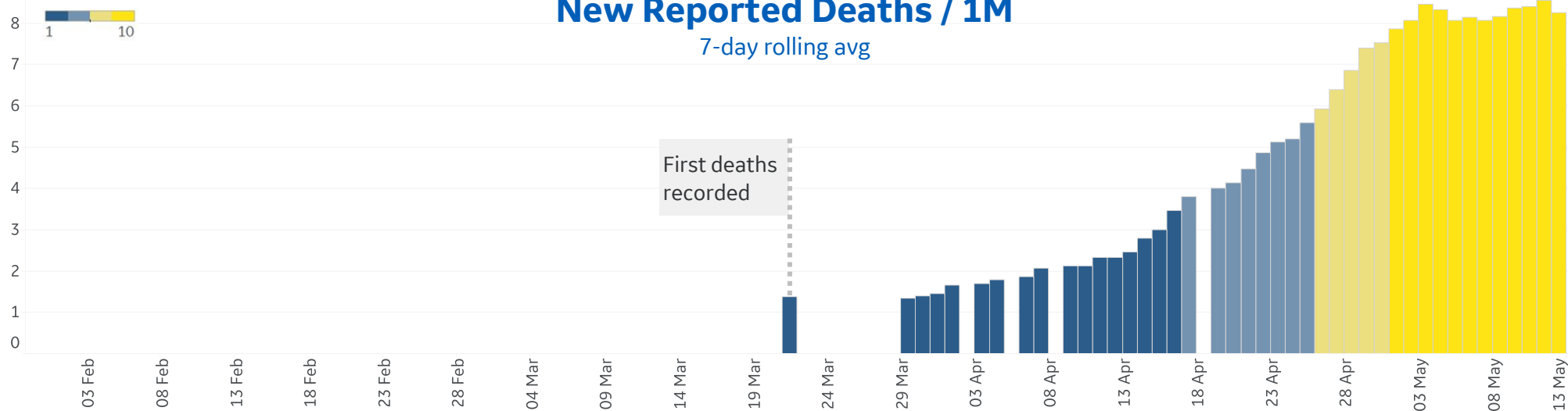
## New Confirmed Cases / 1M

7-day rolling avg



## New Reported Deaths / 1M

7-day rolling avg





## Per 1M in Region

	Today	Change
Active Cases	821	+0%
Confirmed	21 new	+1%
Deaths	2 new	+1%
Recovered	19 new	+2%

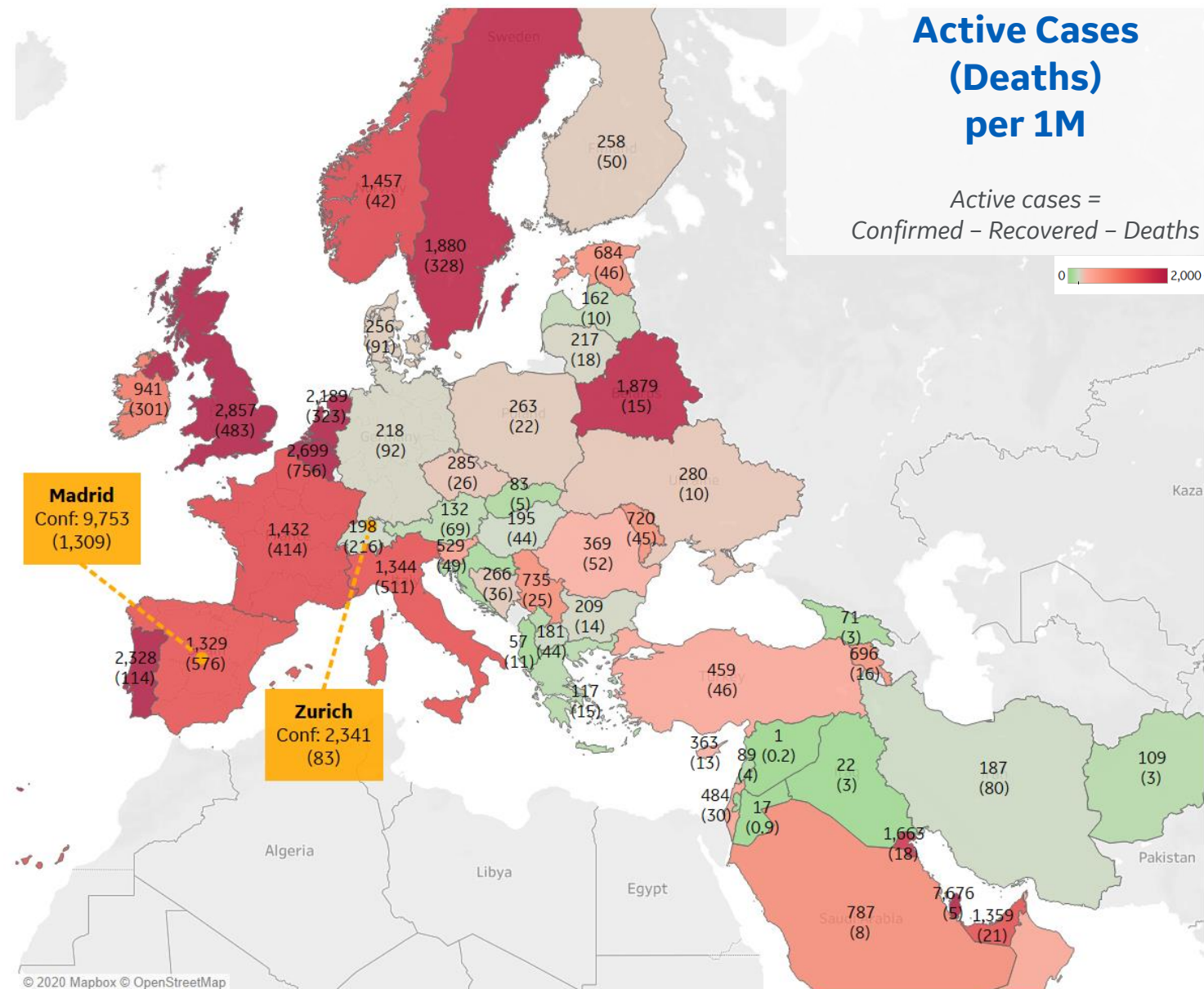
## Most Active Cases per 1M

Qatar	7,676
UK	2,857
Belgium	2,699
Portugal	2,328
Netherlands	2,189
Bahrain	1,957
Sweden	1,880
Belarus	1,879
Kuwait	1,663
Norway	1,457

\* Excludes regions with population < 1M

## Active Cases (Deaths) per 1M

Active cases =  
Confirmed - Recovered - Deaths





## Per 1M in Region

	Today	Change
Active Cases	2,727	+1%
Confirmed	48 new	+1%
Deaths	9 new	+2%
Recovered	0 new	+0%

## Most Active Cases per 1M

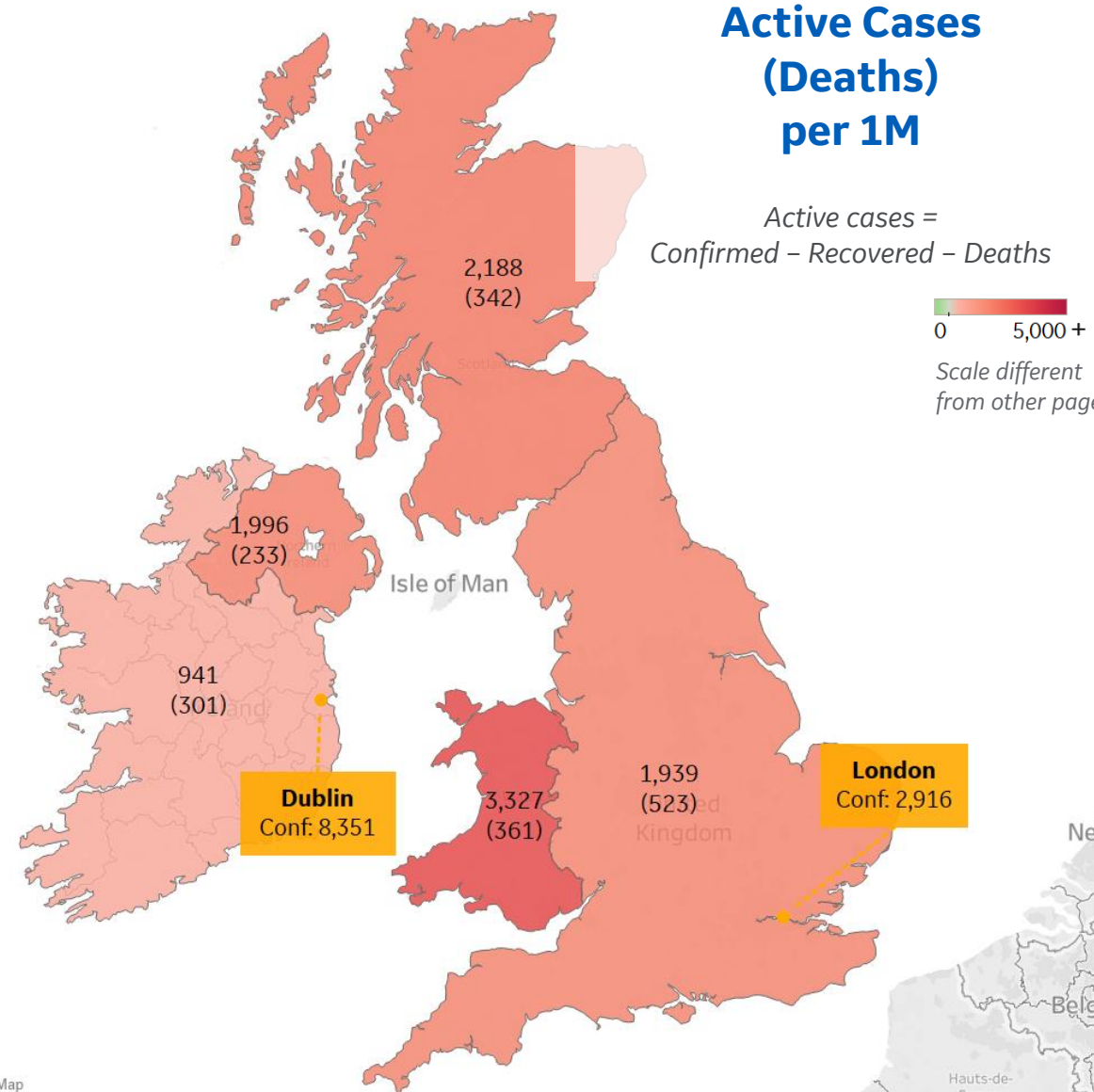
Wales	3,327
Scotland	2,188
Northern Ireland	1,996
England	1,939
Ireland	941

## Active Cases (Deaths) per 1M

Active cases =  
Confirmed - Recovered - Deaths

0 5,000+

Scale different  
from other pages



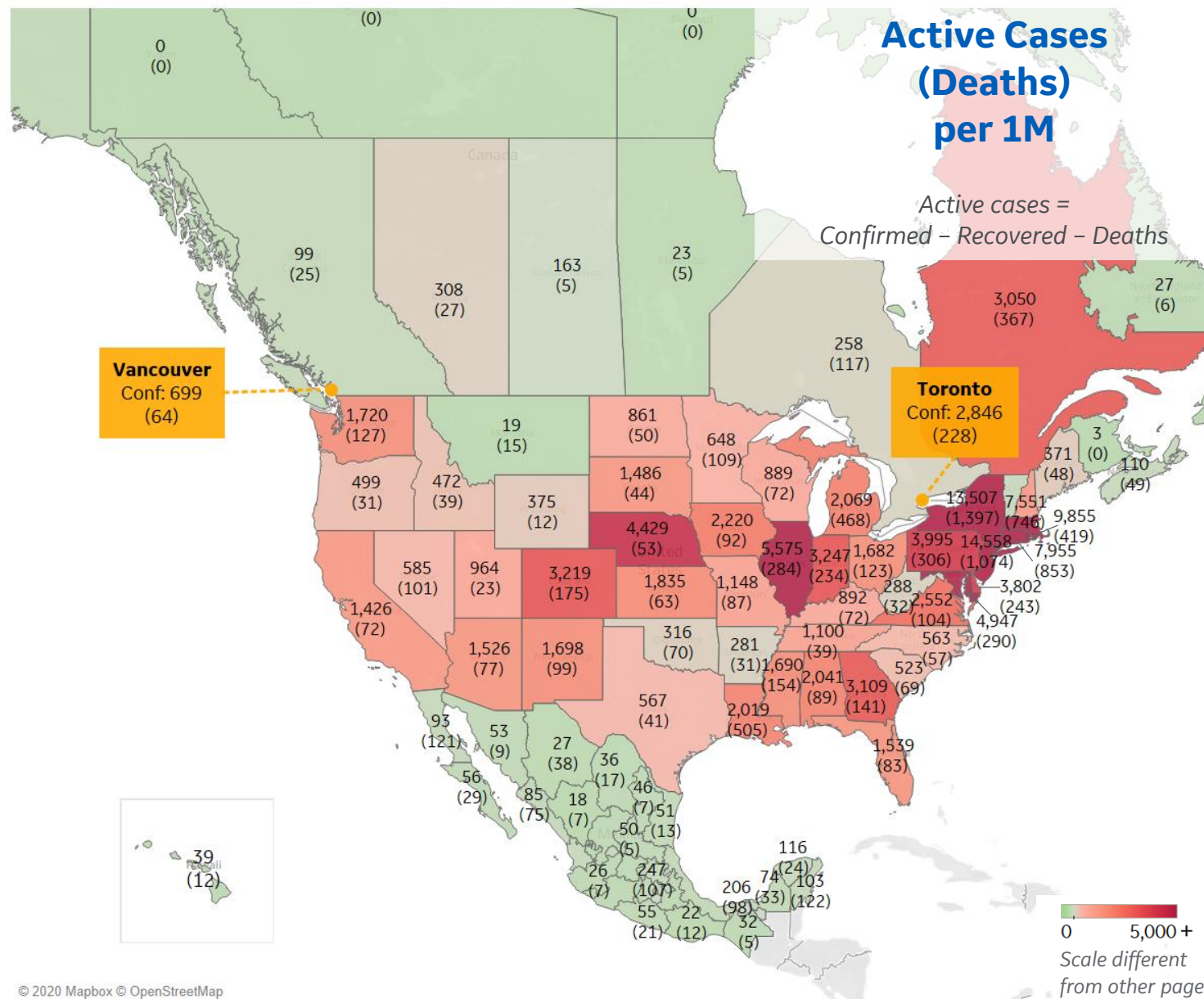


## Per 1M in Region

	Today	Change
Active Cases	2,207	+2%
Confirmed	50 new	+2%
Deaths	4 new	+2%
Recovered	3 new	+1%

## Most Active Cases per 1M

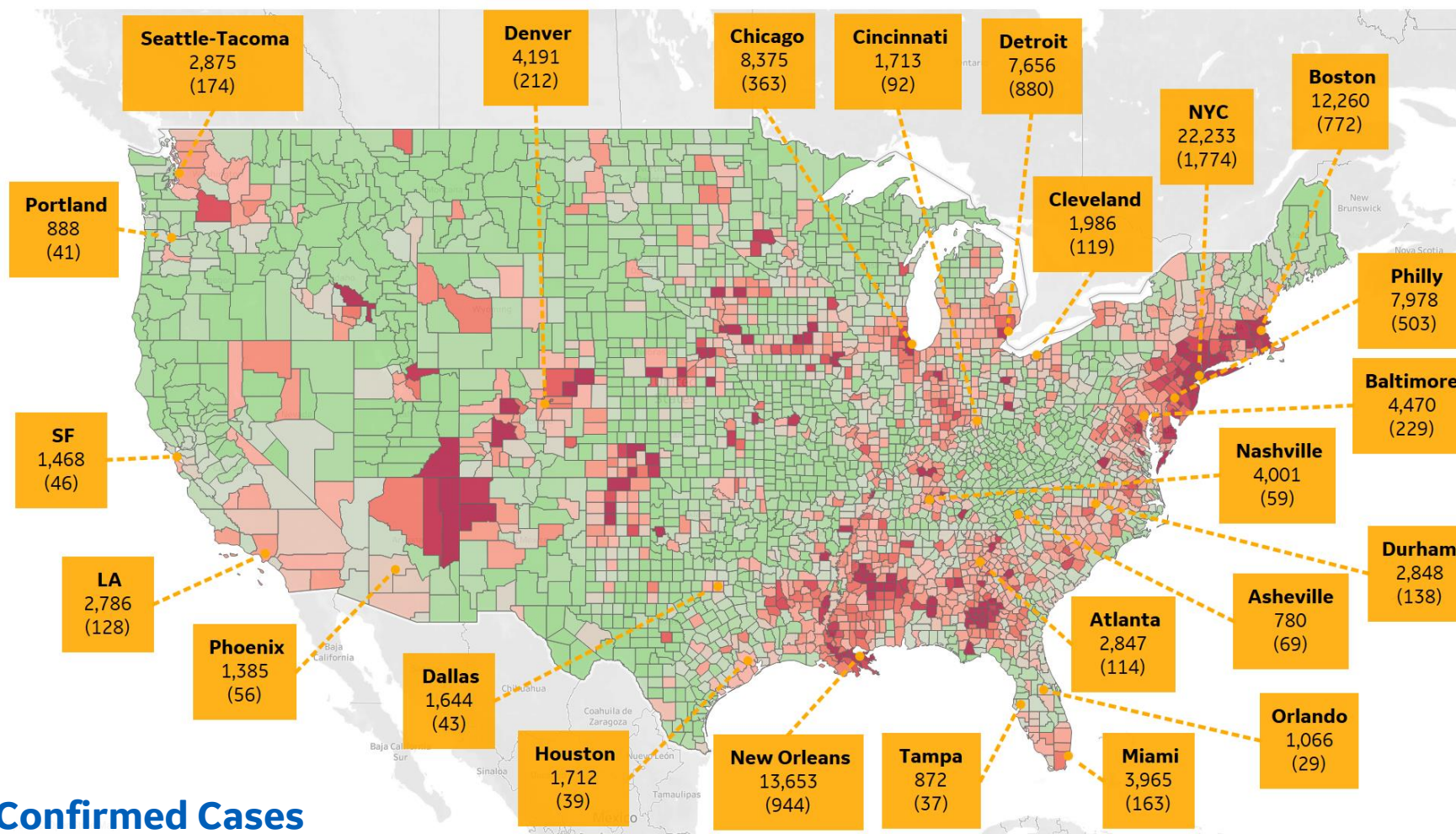
New Jersey	14,558
New York	13,507
Rhode Island	9,855
Connecticut	7,955
Massachusetts	7,551
DC	7,457
Illinois	5,575
Maryland	4,947
Nebraska	4,429
Pennsylvania	3,995





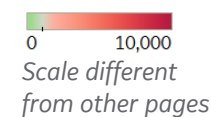


# US by County & Metro Area



Confirmed Cases  
(Deaths)  
per 1M

Each box reports data for the Metropolitan Statistical Area of the major city listed



## Top 10 Northeast Counties

Confirmed Cases per 1M

Rockland County, NY	38,381
Westchester County, NY	32,529
Passaic County, NJ	29,325
Nassau County, NY	28,324
Hudson County, NJ	26,290
Union County, NJ	25,529
Suffolk County, NY	25,100
Orange County, NY	25,022
New York City*	22,325
Essex County, NJ	19,808

## Top 10 Other US Counties

Confirmed Cases per 1M

Orleans Parish, LA	17,219
Jefferson Parish, LA	15,697
Prince George's County, MD	10,878
Cook County, IL	10,770
Wayne County, MI	10,446
District of Columbia, DC	9,189
Lake County, IL	8,129
Marion County, IN	7,912
Yakima County, WA	7,637
Brown County, WI	7,401

**Note:** Includes counties ≥ 250K population

\* New York City counties aggregated into one reporting area



# Central & South America



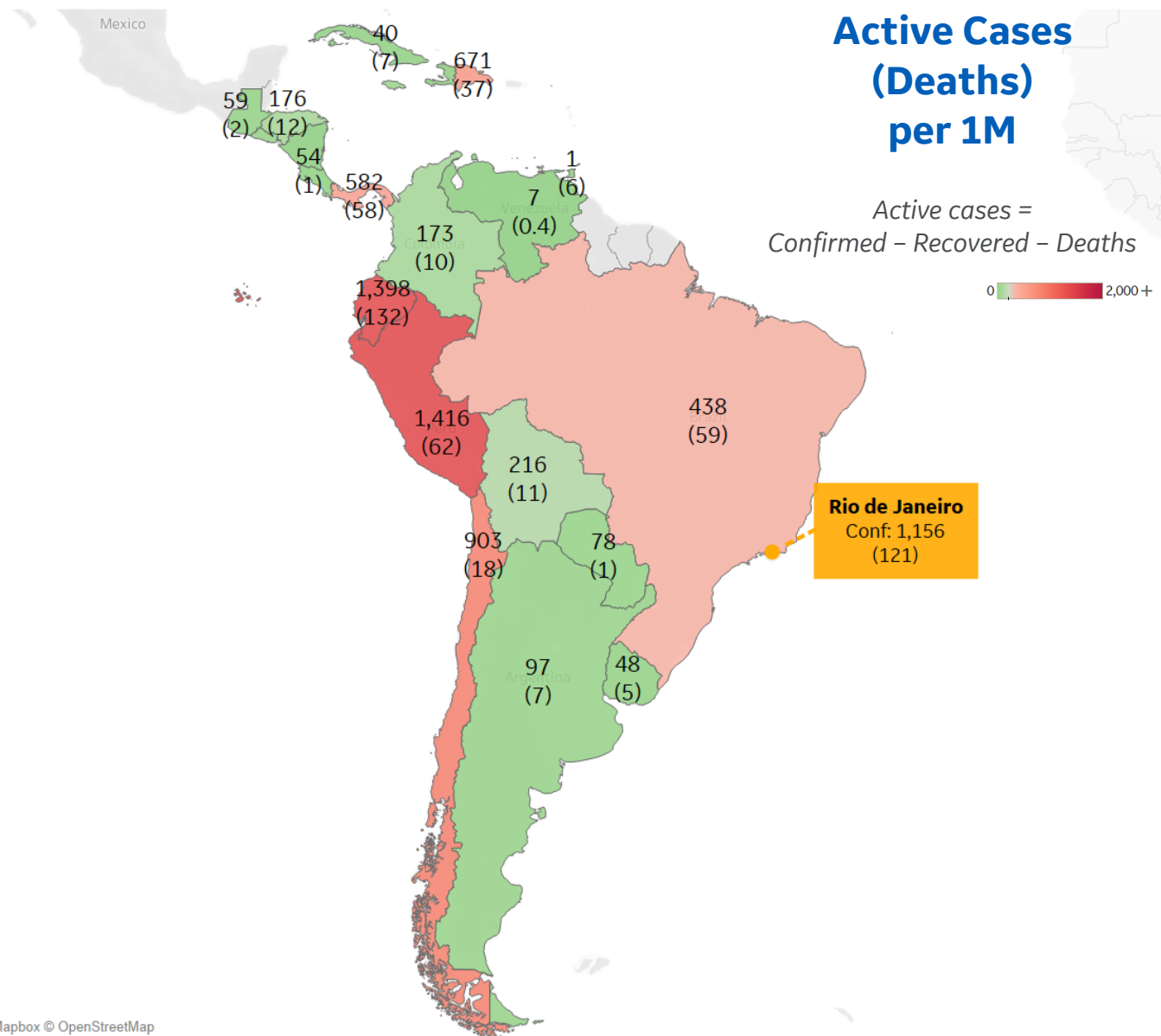
## Per 1M in Region

	Today	Change
Active Cases	409	+3%
Confirmed	31 new	+5%
Deaths	2 new	+6%
Recovered	17 new	+7%

## Most Active Cases per 1M

Peru	1,416
Ecuador	1,398
Chile	903
Dom. Rep.	671
Panama	582
Brazil	438
Bolivia	216
Honduras	176
Colombia	173
Jamaica	134

\* Excludes regions with population < 1M





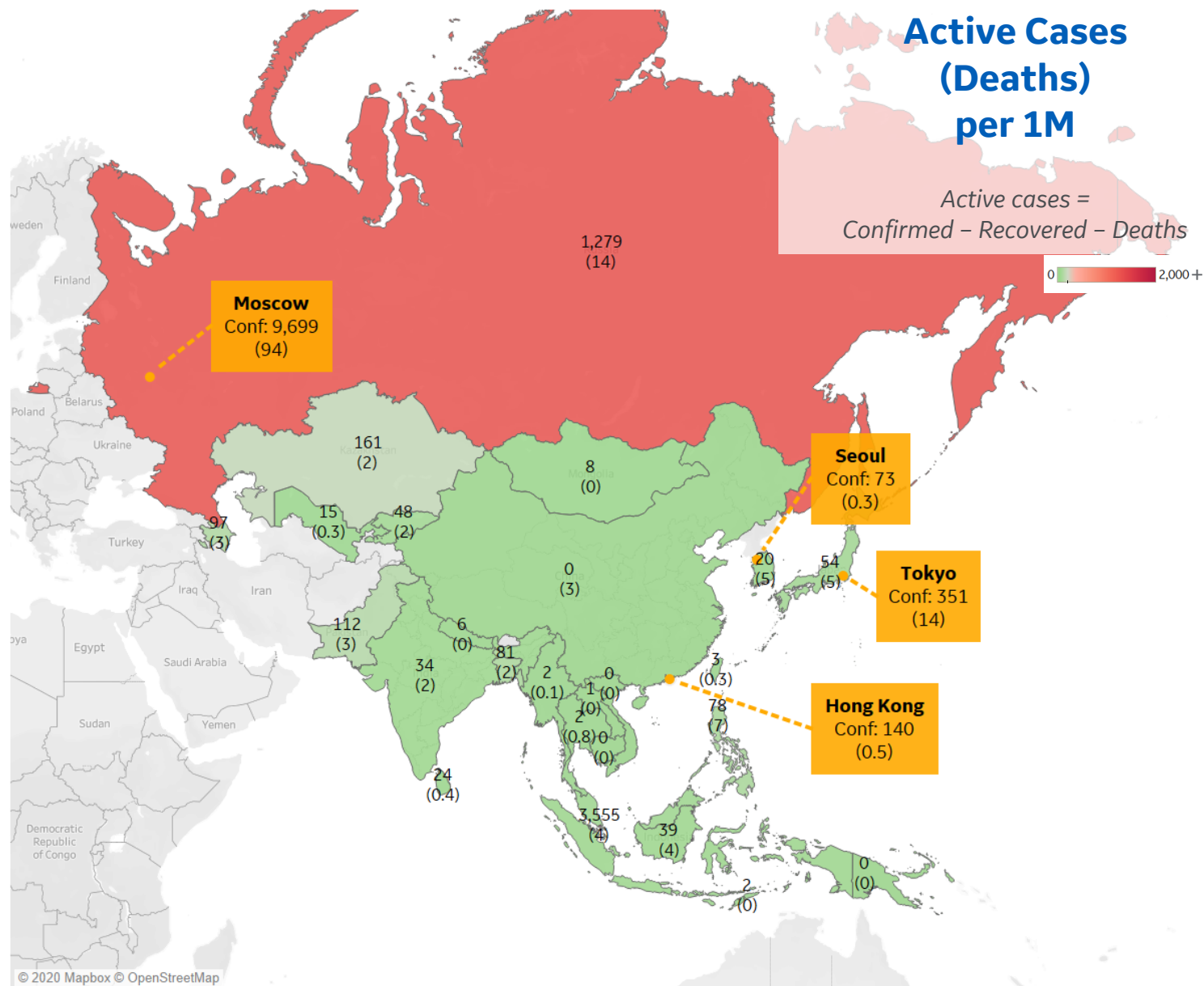
## Per 1M in Region

	Today	Change
Active Cases	75	+4%
Confirmed	5 new	+4%
Deaths	0.1 new	+3%
Recovered	2 new	+4%

## Most Active Cases per 1M

Singapore	3,555
Russia	1,279
Kazakhstan	161
Pakistan	112
Azerbaijan	97
Bangladesh	81
Philippines	78
Japan	54
Kyrgyzstan	48
Malaysia	44

\* Excludes regions with population < 1M





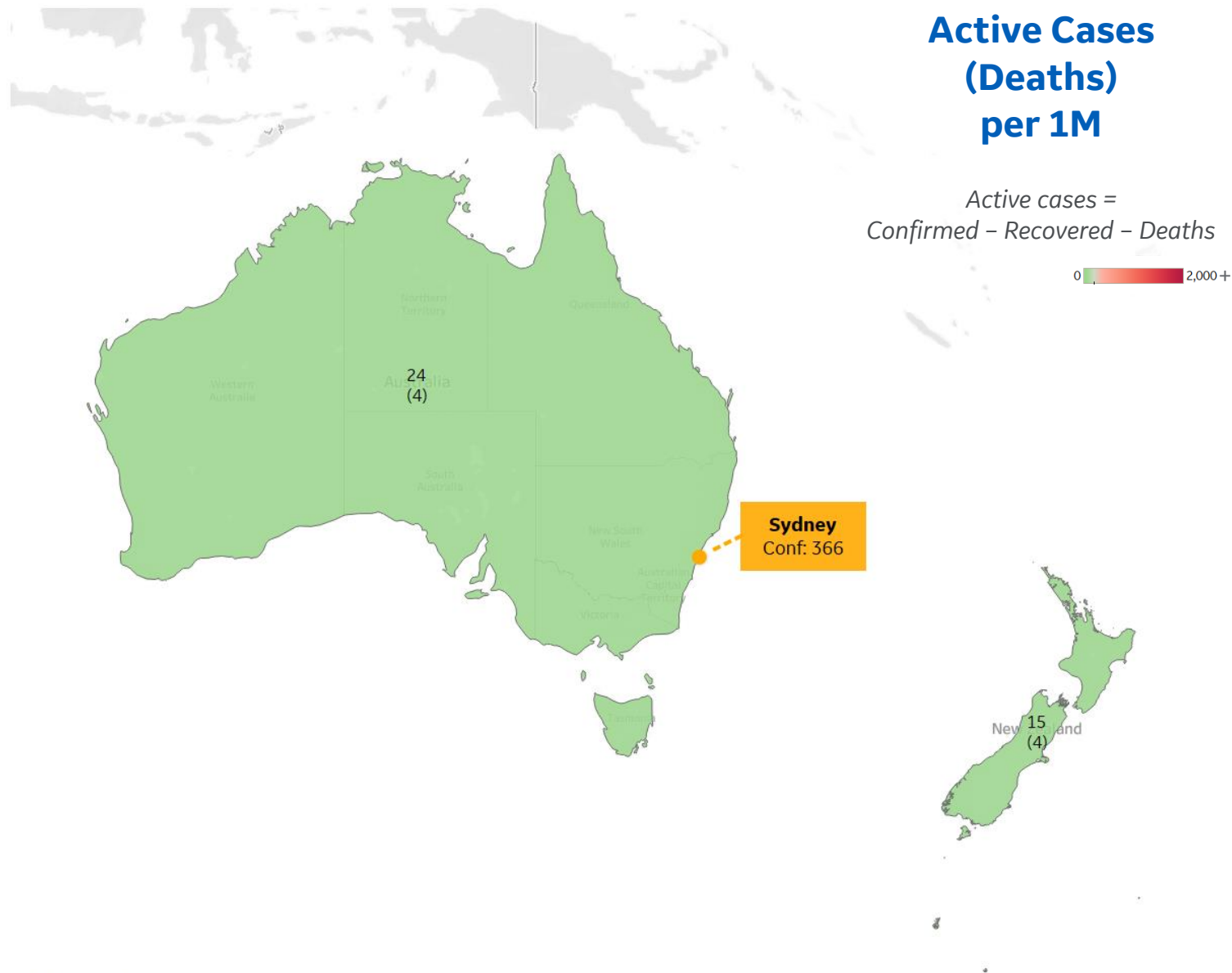
## Per 1M in Region

	Today	Change
Active Cases	22	-7%
Confirmed	0.3 new	+0.1%
Deaths	0.03 new	+1%
Recovered	2 new	+1%

## Most Active Cases per 1M

Australia	24
New Zealand	15

\* Excludes regions with population < 1M







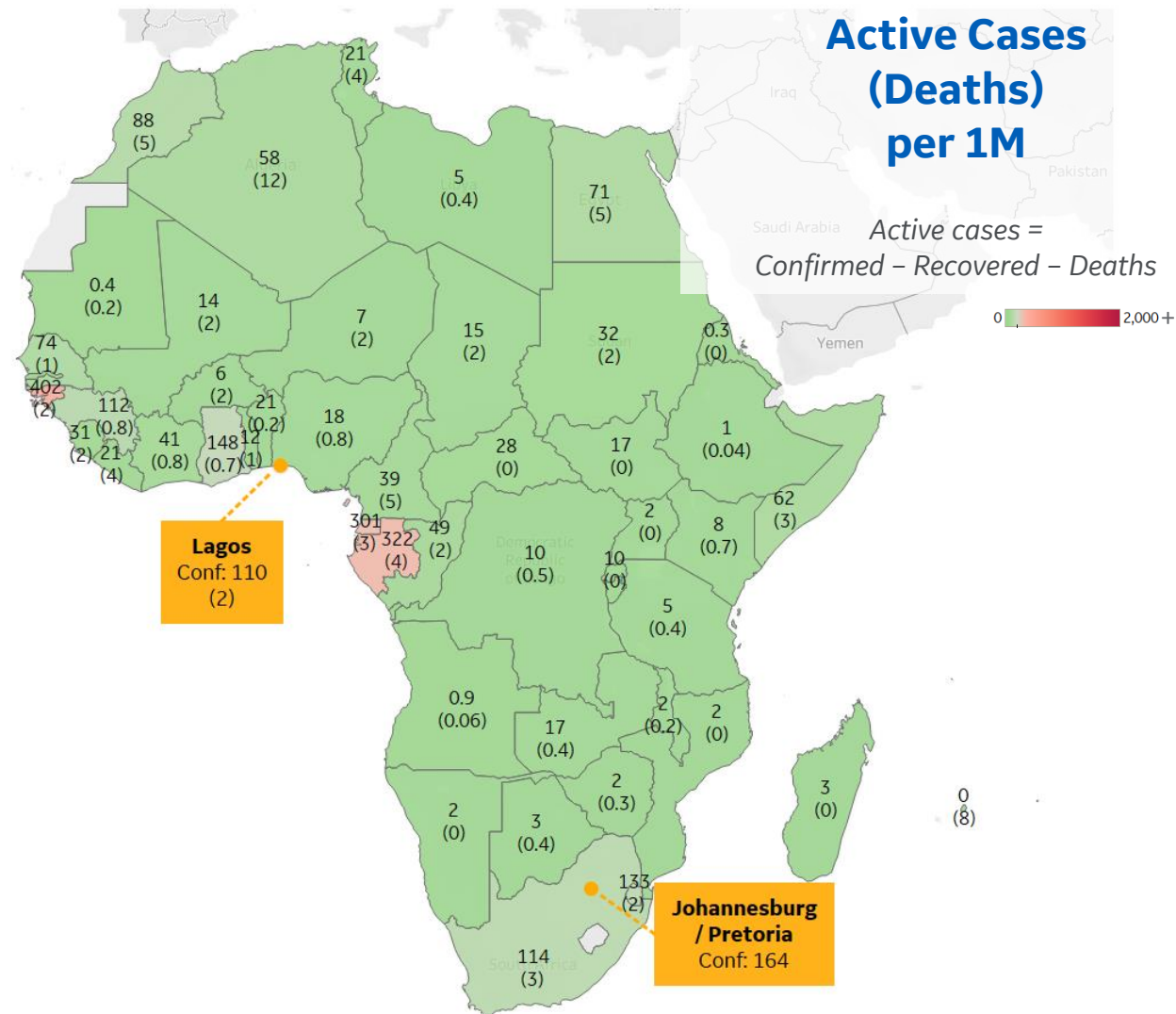
## Per 1M in Region

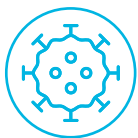
	Today	Change
Active Cases	32	+6%
Confirmed	2 new	+5%
Deaths	0.04 new	+2%
Recovered	1 new	+4%

## Most Active Cases per 1M

Guinea-Bissau	402
Gabon	322
Eq. Guinea	301
Ghana	148
Eswatini	133
South Africa	114
Guinea	112
Morocco	88
Senegal	74
Egypt	71

\* Excludes regions with population < 1M





**Johns Hopkins Coronavirus Resource Center:**

<https://coronavirus.jhu.edu/map.html>

**Worldometer Coronavirus Reporting:**

<https://www.worldometers.info/coronavirus/>

**Public Health England:**

<https://www.gov.uk/government/publications/covid-19-track-coronavirus-cases>

**US Department of Homeland Security, Homeland Infrastructure Foundation-Level Data:**

<https://hifld-geoplatform.opendata.arcgis.com/datasets/hospitals>

**City of New York, NYC Health:**

<https://www1.nyc.gov/site/doh/covid/covid-19-data.page>

**Chicago Coronavirus Latest Data:**

<https://www.chicago.gov/city/en/sites/covid-19/home/latest-data.html>

**National Health Commission of the PRC:**

<http://www.nhc.gov.cn/xcs/yqtb/202003/bf66696029ba420098164607240074f8.shtml>

**Korean Centers for Disease Control and Prevention:**

[http://www.cdc.go.kr/cdc\\_eng/](http://www.cdc.go.kr/cdc_eng/)

**CDC, Severe Outcomes Among Patients with Coronavirus Disease 2019 (COVID-19):**

<https://www.cdc.gov/mmwr/volumes/69/wr/mm6912e2.htm>

**COVID-19 Information for Switzerland:**

<https://www.corona-data.ch/>

**WHO Europe, Surveillance Report:**

<http://www.euro.who.int/en/health-topics/health-emergencies/coronavirus-covid-19/weekly-surveillance-report>

**WHO Europe, Principles for Transition:**

<http://www.euro.who.int/en/media-centre/sections/statements/2020/statement-transition-to-a-new-normal-during-the-covid-19-pandemic-must-be-guided-by-public-health-principles>

**UK Office for National Statistics**

<https://www.ons.gov.uk/peoplepopulationandcommunity/birthsdeathsandmarriages/deaths/bulletins/deathsregisteredweeklyinenglandandwalesprovisional/weekending24april2020>

**Public Health Authority of Sweden:**

<https://www.folkhalsomyndigheten.se/smittskydd-beredskap/utbrott/aktuella-utbrott/covid-19/bekraftade-fall-i-sverige>

**National Public Health Agency of France:**

<https://www.santepubliquefrance.fr/regions/ile-de-france/documents/bulletin-regional/2020/covid-19-point-epidemiologique-en-ile-de-france-du-23-avril-2020>

**Italian Ministry of Health:**

<http://www.salute.gov.it/portale/nuovocoronavirus/dettaglioContenutiNuovoCoronavirus.jsp?lingua=italiano&id=5351&area=nuovoCoronavirus&menu=vuoto>

**Italian Department of Civil Protection, COVID Monitoring:**

<http://opendatadpc.maps.arcgis.com/apps/opsdashboard/index.html#/b0c68bce2cce478eaac82fe38d4138b1>

**New South Wales Government:**

<https://www.health.nsw.gov.au/Infectious/diseases/Pages/covid-19-latest.aspx>

**Provincial Health Services Authority of Canada. BC Center for Disease Control:**

<http://www.bccdc.ca/about/news-stories/stories/2020/information-on-novel-coronavirus>

**Coronavirus Cases in Japan by Prefecture, Nippon Communications Foundation:**

<https://www.nippon.com/en/japan-data/h00657/coronavirus-cases-in-japan-by-prefecture.html>

**Government of Ireland:**

<https://www.gov.ie/en/press-release/a8debf-statement-from-the-national-public-health-emergency-team-friday-apri/>

**The Lancet Infectious Disease, Estimates of the severity of coronavirus disease 2019:**

[https://www.thelancet.com/journals/laninf/article/PIIS1473-3099\(20\)30243-7/fulltext#seccetitle230](https://www.thelancet.com/journals/laninf/article/PIIS1473-3099(20)30243-7/fulltext#seccetitle230)

**Ministry of Health of Portugal, Status Reports:**

<https://covid19.min-saude.pt/relatorio-de-situacao/>

**Coordination Center for Health Emergencies, Spain:**

[https://www.msccbs.gob.es/profesionales/saludPublica/ccayes/alertasActual/nCov-China/documentos/Actualizacion\\_78\\_COVID-19.pdf](https://www.msccbs.gob.es/profesionales/saludPublica/ccayes/alertasActual/nCov-China/documentos/Actualizacion_78_COVID-19.pdf)

**Our World in Data, Testing:**

<https://ourworldindata.org/coronavirus>

**BBC News Services, Coronavirus Tracking:**

<https://www.bbc.com/news/uk-51768274>

**City of Toronto:**

<https://www.toronto.ca/home/covid-19/media-room/covid-19-status-of-cases-in-toronto/>

**General Secretariat for Health, Spain:**

<https://www.msccbs.gob.es/profesionales/saludPublica/ccayes/alertasActual/nCov-China/home.htm>

**CDC, National Vital Statistics Reports:**

[https://www.cdc.gov/nchs/data/nvsr/nvsr68/nvsr68\\_06-508.pdf](https://www.cdc.gov/nchs/data/nvsr/nvsr68/nvsr68_06-508.pdf)

**The COVID Tracking Project:**

<https://covidtracking.com/data/>

**CIA World Factbook:**

<https://www.cia.gov/library/publications/resources/the-world-factbook/>

**UAE Feature**

**First Case:**

<https://www.cnbc.com/2020/01/29/first-middle-east-cases-of-coronavirus-confirmed-in-the-uae.html>

**School closures:**

<https://www.thenational.ae/opinion/editorial/why-uae-school-closures-are-an-important-opportunity-to-fight-coronavirus-1.989345>

**Church closures:**

<https://www.thenational.ae/uae/government/coronavirus-uae-cancels-public-prayers-at-mosques-and-churches-1.993407>

**First deaths:**

<https://www.reuters.com/article/us-health-coronavirus-emirates-tally/uae-announces-first-two-deaths-from-coronavirus-wamidUSKBN2173JU>

**Testing increased:**

<https://www.reuters.com/article/health-coronavirus-emirates-testing-idUSL5N2CA176>

**Cases & Deaths:**

<https://covid19.ncema.gov.ae/en>