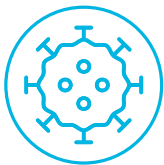
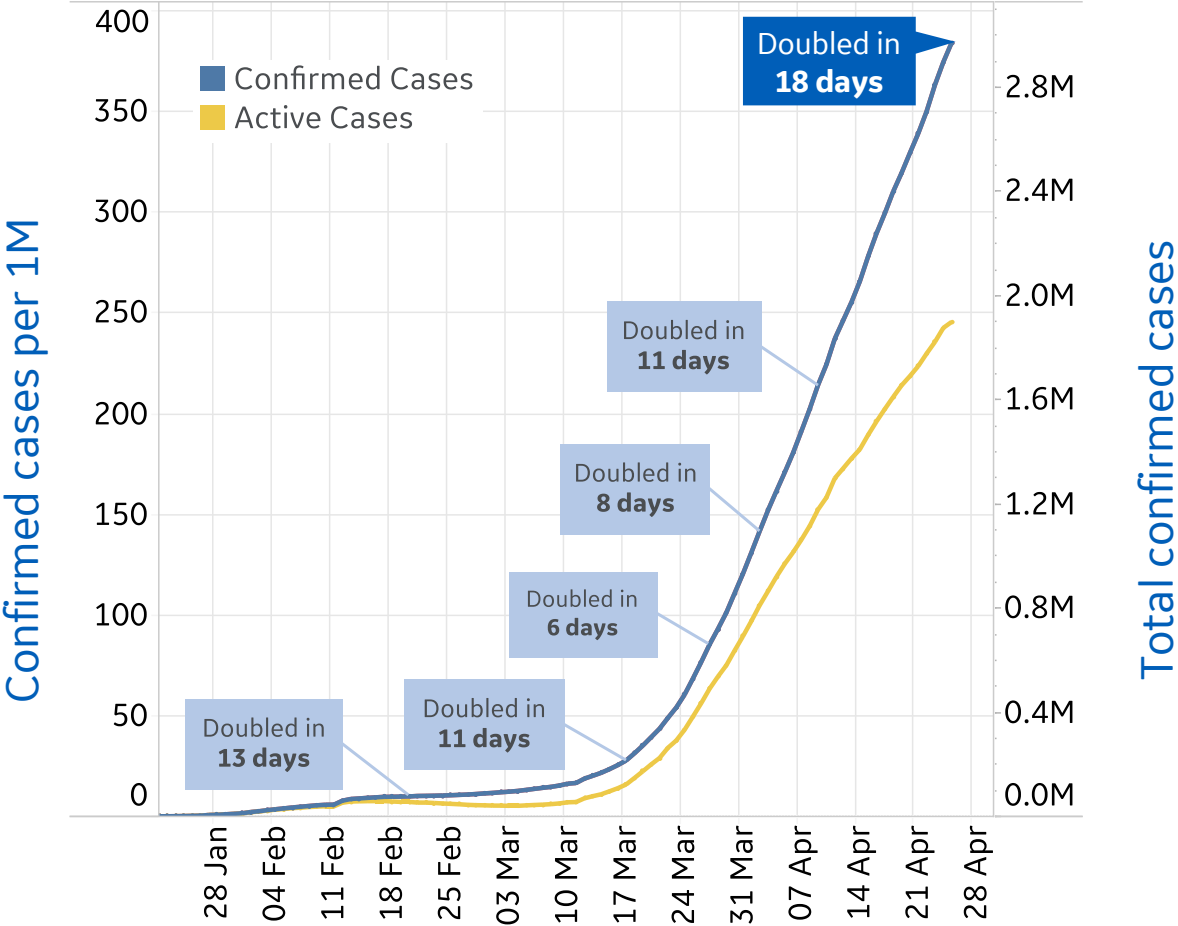


Global Confirmed & Active Cases

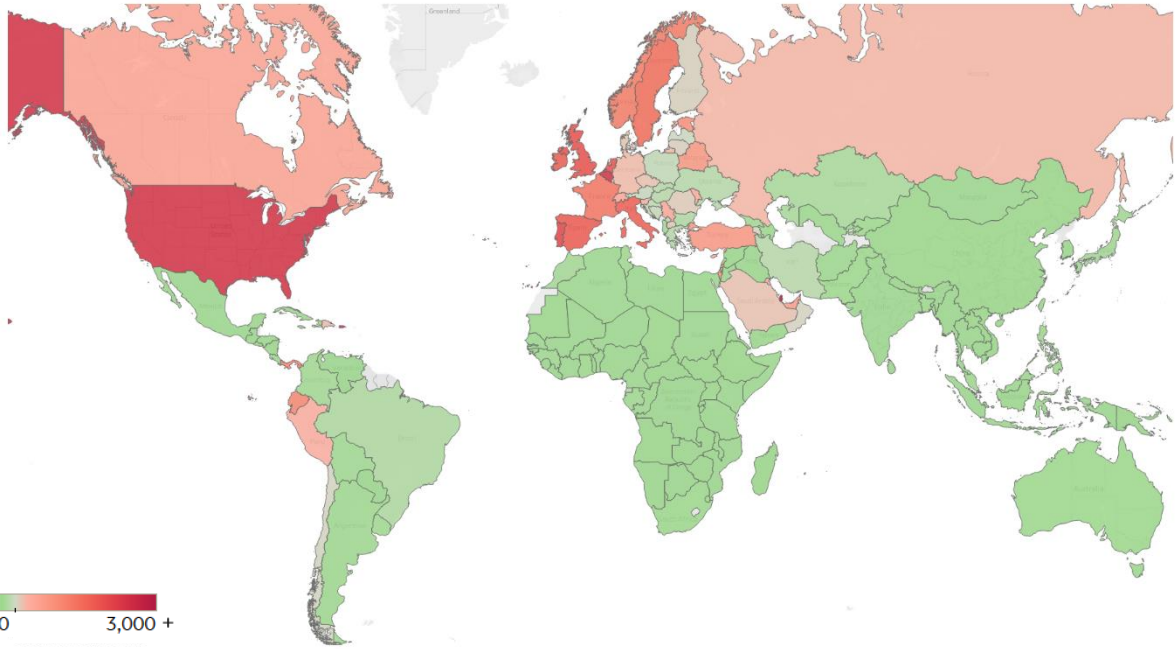


Trend since 22 Jan



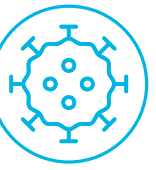
Today per 1M

Active cases = Confirmed – Recovered – Deaths



Per 1M:	Today	Change
Active Cases	246	+1%
Confirmed	10 new	+3%
Deaths	0.5 new	+2%
Recovered	6 new	+6%

Global Summary



Volume

	Active Cases	Today			Total since 22 Jan		
		Confirmed	Deaths	Recovered	Confirmed Cases	Total Deaths	Total Recovered
US	803,916	27,631	1,126	6,616	965,785	54,881	106,988
UK	132,465	4,468	413	4	154,037	20,794	778
Italy	106,103	2,324	260	1,808	197,675	26,644	64,928
France	93,649	576	242	309	162,220	22,890	45,681
Spain	85,712	2,870	288	22,019	226,629	23,190	117,727
Turkey	78,185	2,357	99	3,558	110,130	2,805	29,140
Russia	73,435	6,361	66	517	80,949	747	6,767
Germany	39,794	1,257	99	2,200	157,770	5,976	112,000
Netherlands	33,432	656	67	15	38,040	4,491	117
Brazil	28,662	3,776	229	992	63,100	4,286	30,152
Belgium	28,255	809	177	368	46,134	7,094	10,785
Canada	27,601	1,654	114	870	47,145	2,661	16,883
Portugal	21,632	472	23	52	23,864	903	1,329
Ecuador	20,777	0	0	0	22,719	576	1,366
Sweden	15,441	463	2	0	18,640	2,194	1,005
Iran	15,114	1,153	60	1,464	90,481	5,710	69,657
Saudi Arabia	15,026	1,223	3	142	17,522	139	2,357
Singapore	12,552	931	0	58	13,624	12	1,060
Japan	11,260	210	12	153	13,441	372	1,809
Qatar	9,265	929	0	83	10,287	10	1,012
Ireland	8,942	701	24	0	19,262	1,087	9,233
Israel	8,511	145	2	296	15,443	201	6,731
UAE	8,295	536	5	91	10,349	76	1,978
Panama	5,276	241	6	0	5,779	165	338
Total World	1,899,200	74,731	3,698	47,895	2,971,475	206,542	865,733

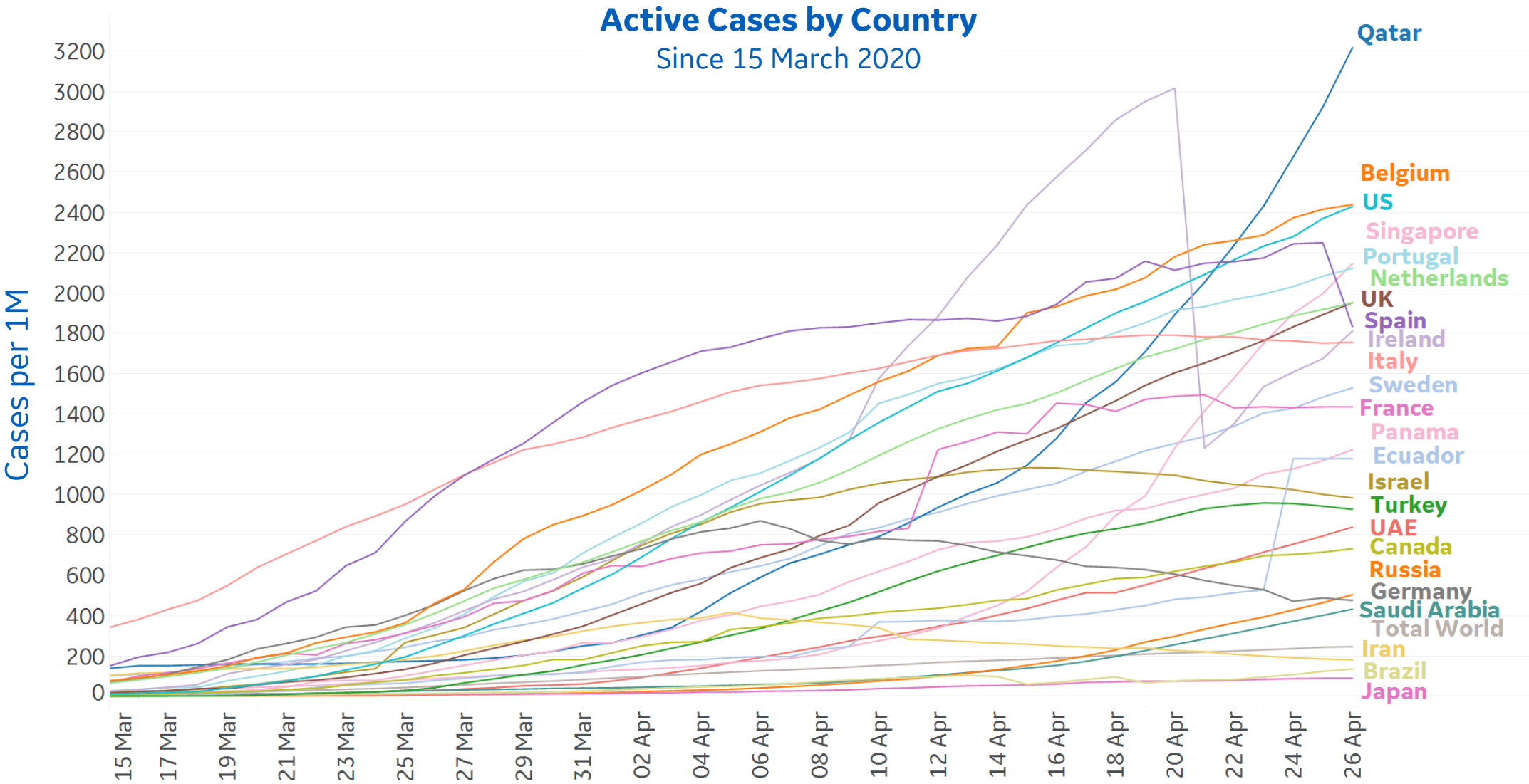
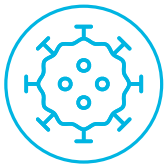
Worldwide active cases increased 7% since 24 Apr

Per 1M

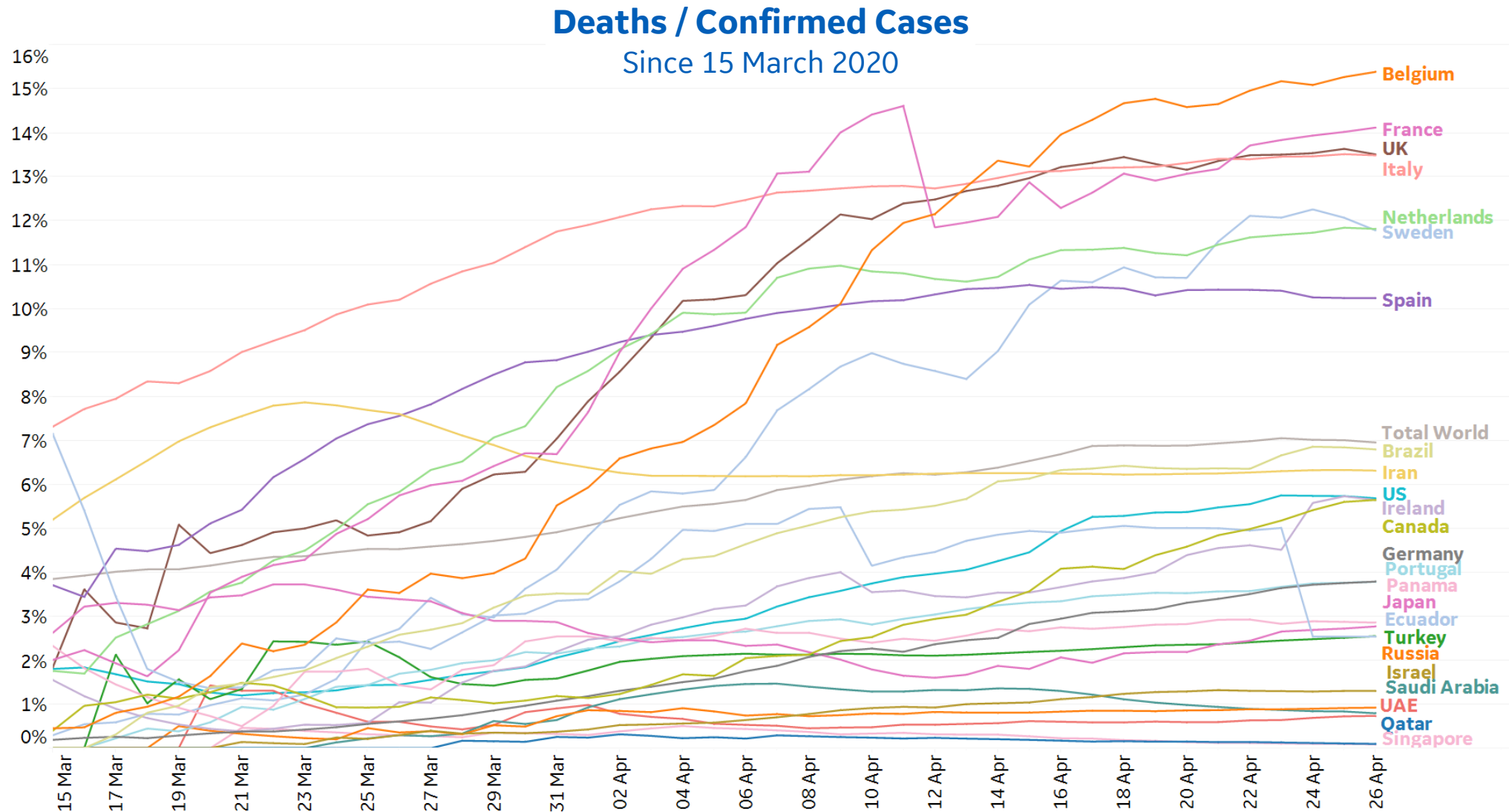
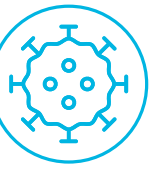
	Active Cases	Today			Total since 22 Jan		
		Confirmed	Deaths	Recovered	Confirmed Cases	Total Deaths	Total Recovered
Qatar	3,216	322	0	29	3,571	3	351
Belgium	2,438	70	15	32	3,981	612	931
US	2,429	83	3	20	2,918	166	323
Singapore	2,146	159	0	10	2,329	2	181
Portugal	2,121	46	2	5	2,340	89	130
Netherlands	1,951	38	4	1	2,220	262	7
UK	1,951	66	6	0	2,269	306	11
Spain	1,833	61	6	471	4,847	496	2,518
Ireland	1,811	142	5	0	3,901	220	1,870
Italy	1,755	38	4	30	3,269	441	1,074
Sweden	1,529	46	0	0	1,846	217	100
France	1,435	9	4	5	2,485	351	700
Panama	1,223	56	1	0	1,339	38	78
Ecuador	1,178	0	0	0	1,288	33	77
Israel	983	17	0	34	1,784	23	778
Turkey	927	28	1	42	1,306	33	346
UAE	839	54	1	9	1,046	8	200
Canada	731	44	3	23	1,249	71	447
Russia	503	44	0	4	555	5	46
Germany	475	15	1	26	1,883	71	1,337
Saudi Arabia	432	35	0	4	503	4	68
Iran	180	14	1	17	1,077	68	829
Brazil	135	18	1	5	297	20	142
Japan	89	2	0	1	106	3	14
Total World	246	10	0	6	384	27	112

Recovered cases in **US** increased 52% in the last 7 days

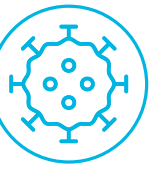
Trends in Active Cases



Fatality Rate over time by Country

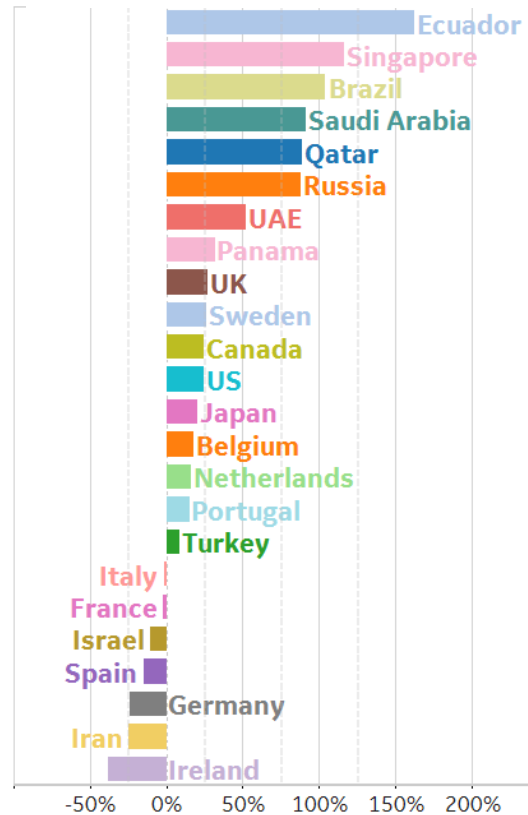


Percent Change in Case Volume by Country

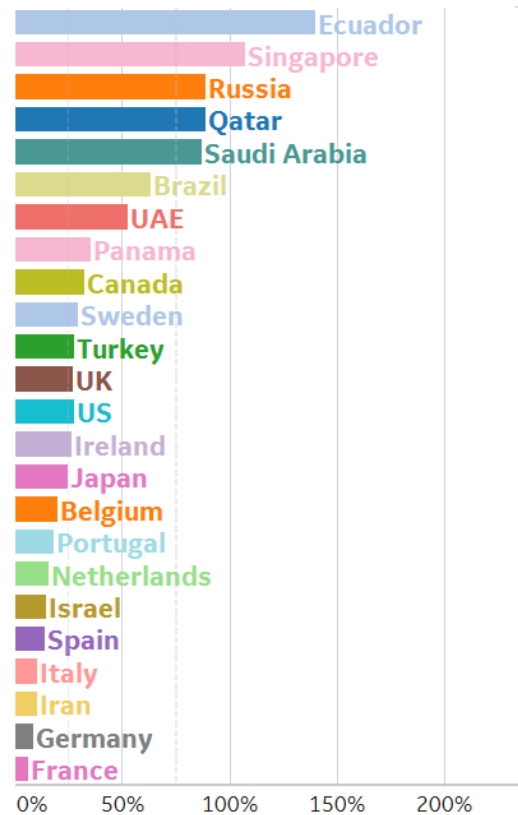


Over Previous 7 days

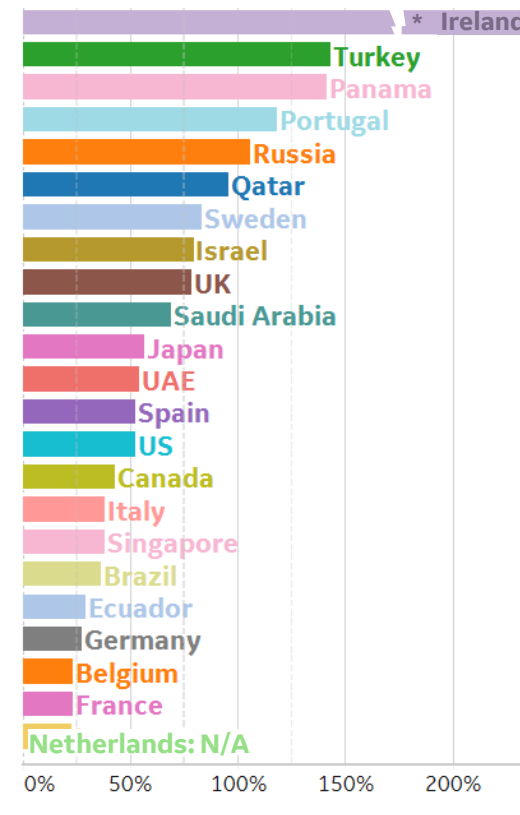
Active Cases



Confirmed Cases

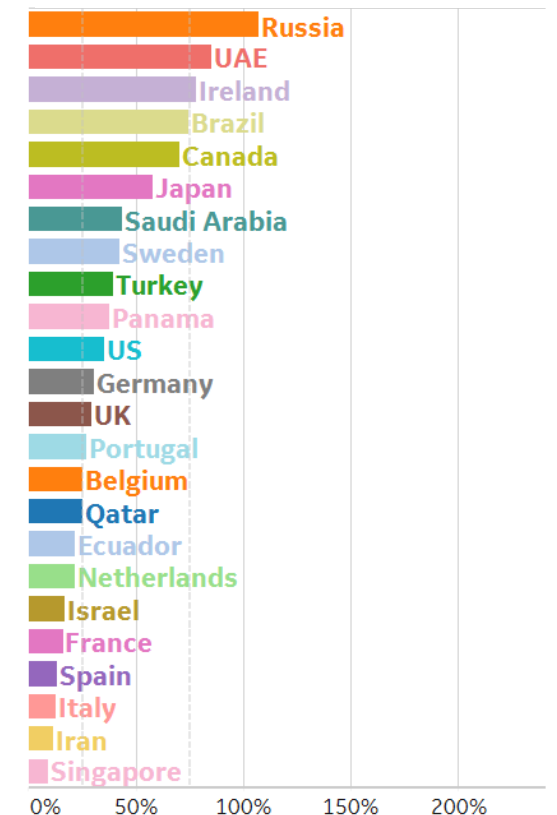


Reported Recoveries

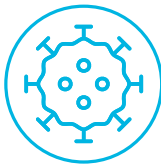


* Ireland shows a 11891% increase in recoveries due to batched reporting

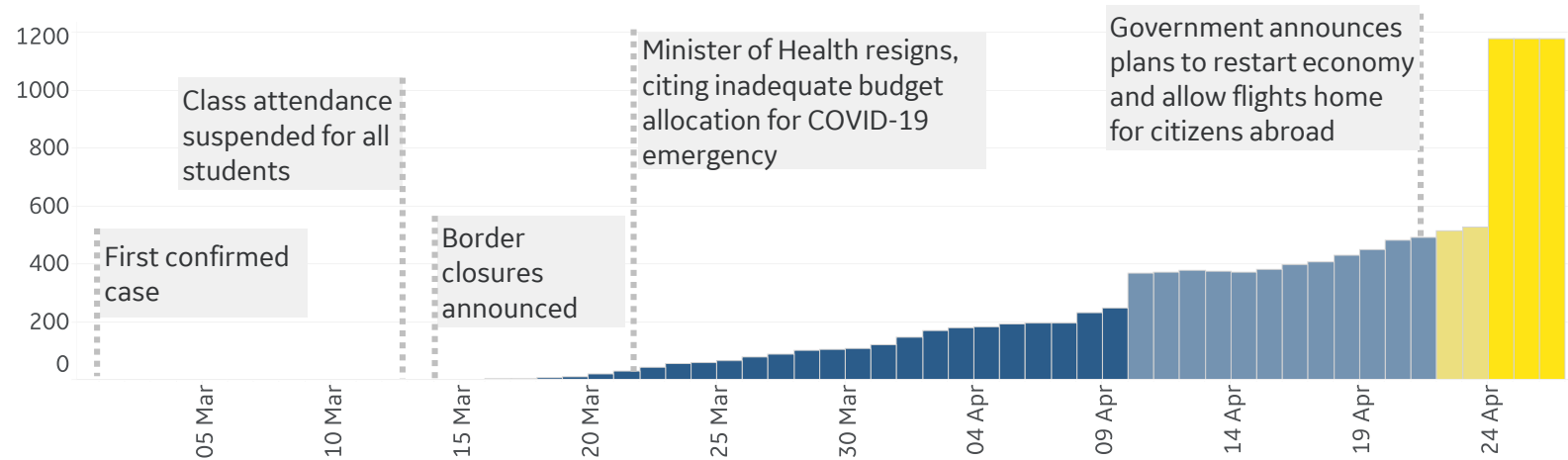
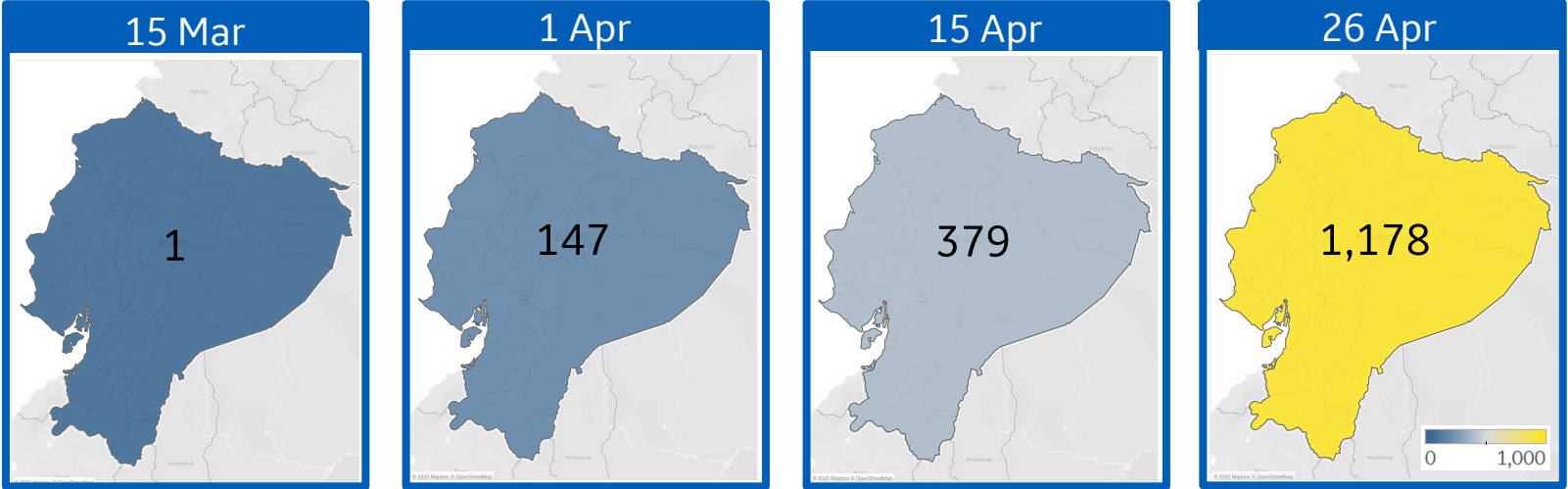
Reported Deaths



Feature: Ecuador

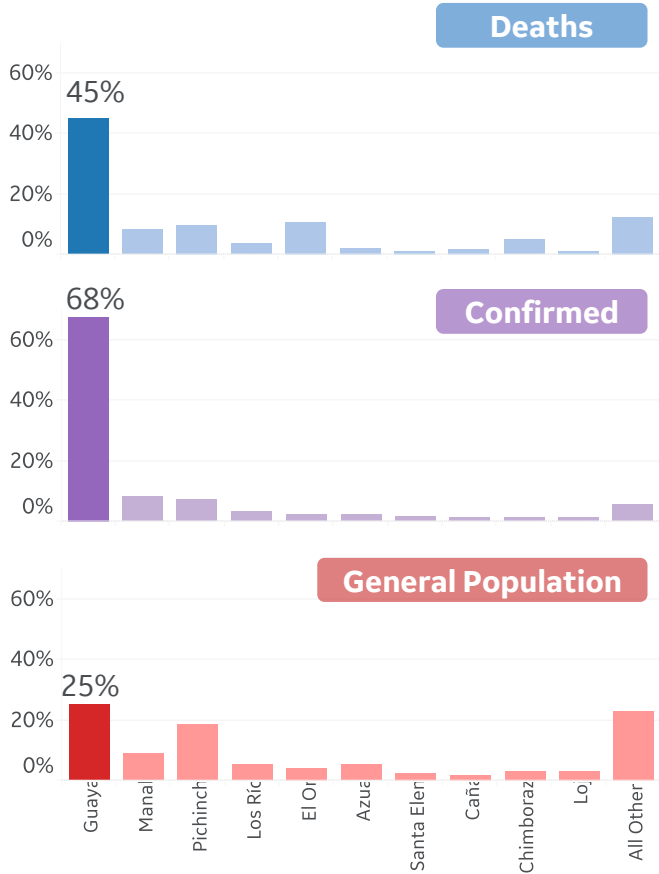


Active Cases per 1M Over Time

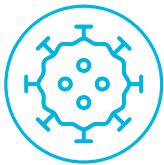


Regional Profiles

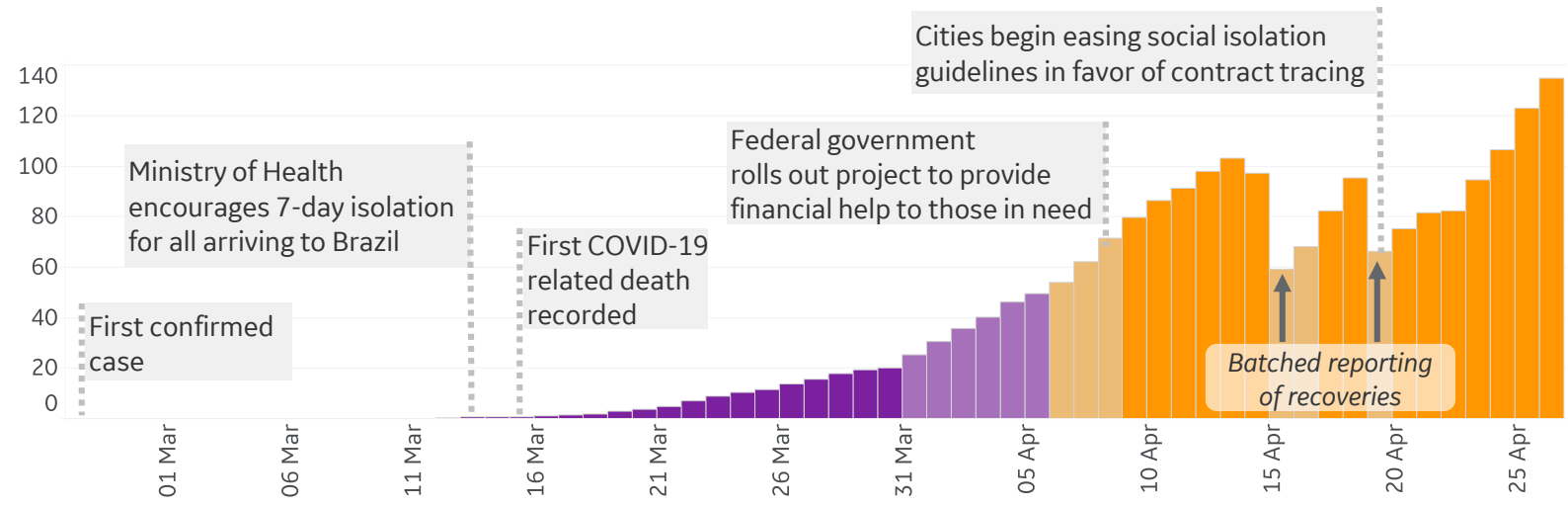
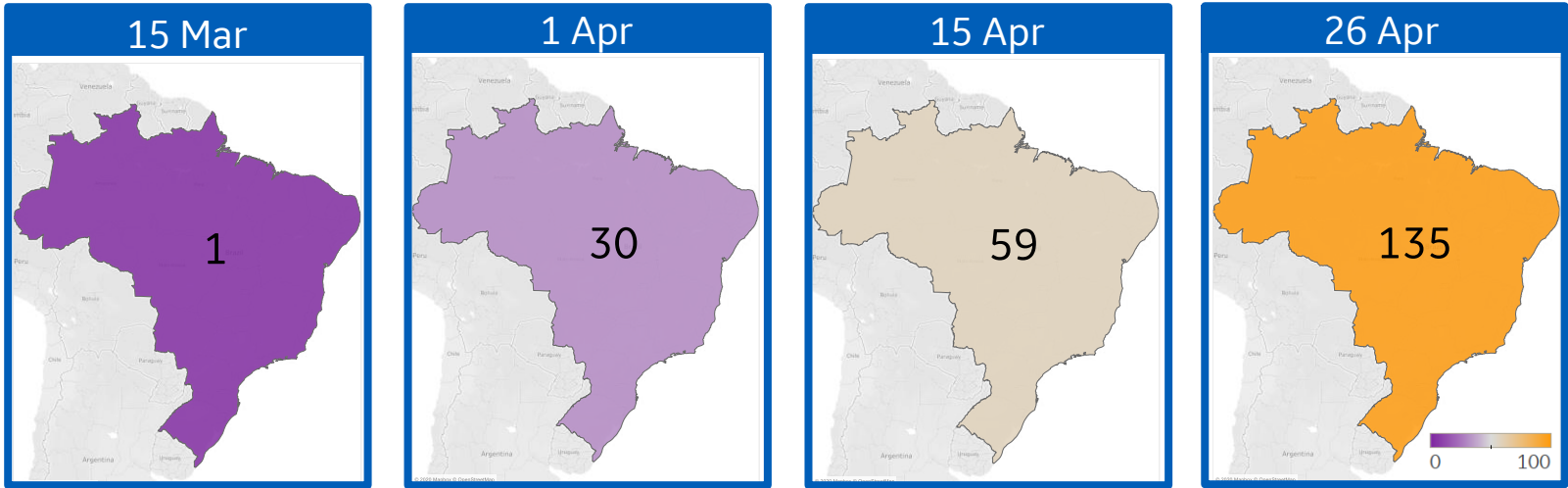
While Guaya comprises only 25% of Ecuador's population, 68% of confirmed cases and 45% of deaths occurred in this region.



Feature: Brazil

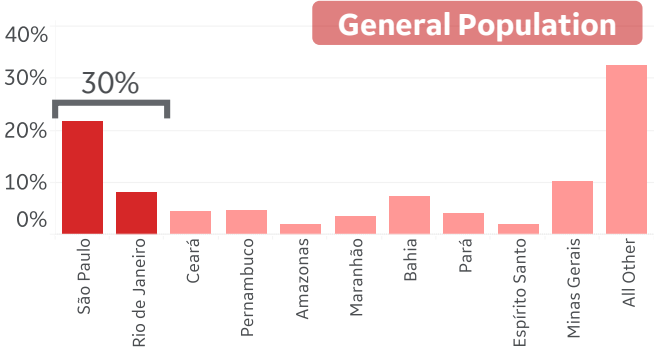
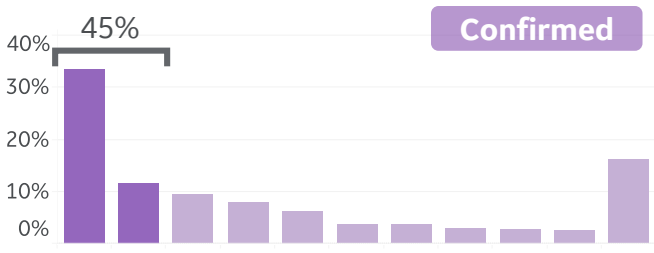
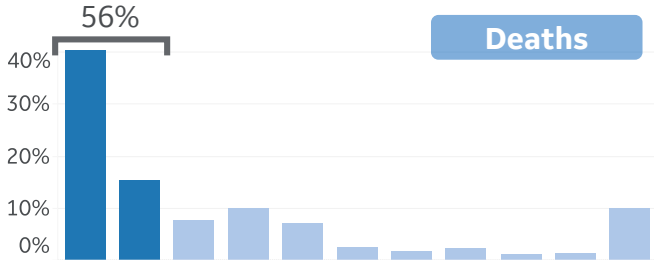


Active Cases per 1M Over Time



Regional Profiles

While only 30% of Brazil's population lives in Sao Paulo or Rio de Janeiro regions, this group makes up 45% of cases and over half of reported deaths.



Europe & Middle East

Per 1M in Region

	Today	Change
Active Cases	817	-1.5%
Confirmed	25 new	+2%
Deaths	2 new	+1%
Recovered	36 new	+7%

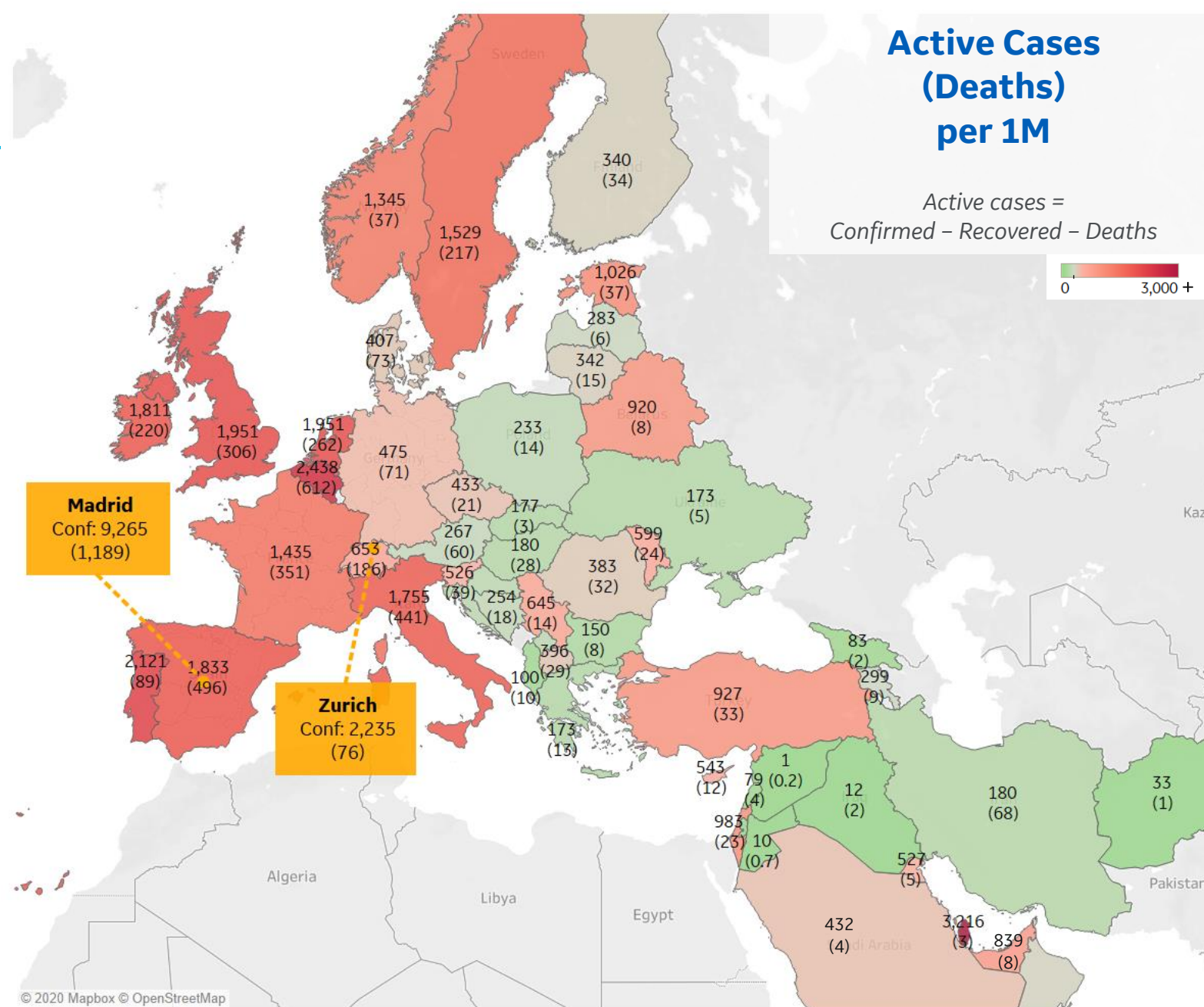
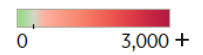
Most Active Cases per 1M

Qatar	3,216
Belgium	2,438
Portugal	2,121
UK	1,951
Netherlands	1,951
Spain	1,833
Ireland	1,811
Italy	1,755
Sweden	1,529
France	1,435

* Excludes regions with population < 1M

Active Cases (Deaths) per 1M

Active cases =
Confirmed - Recovered - Deaths



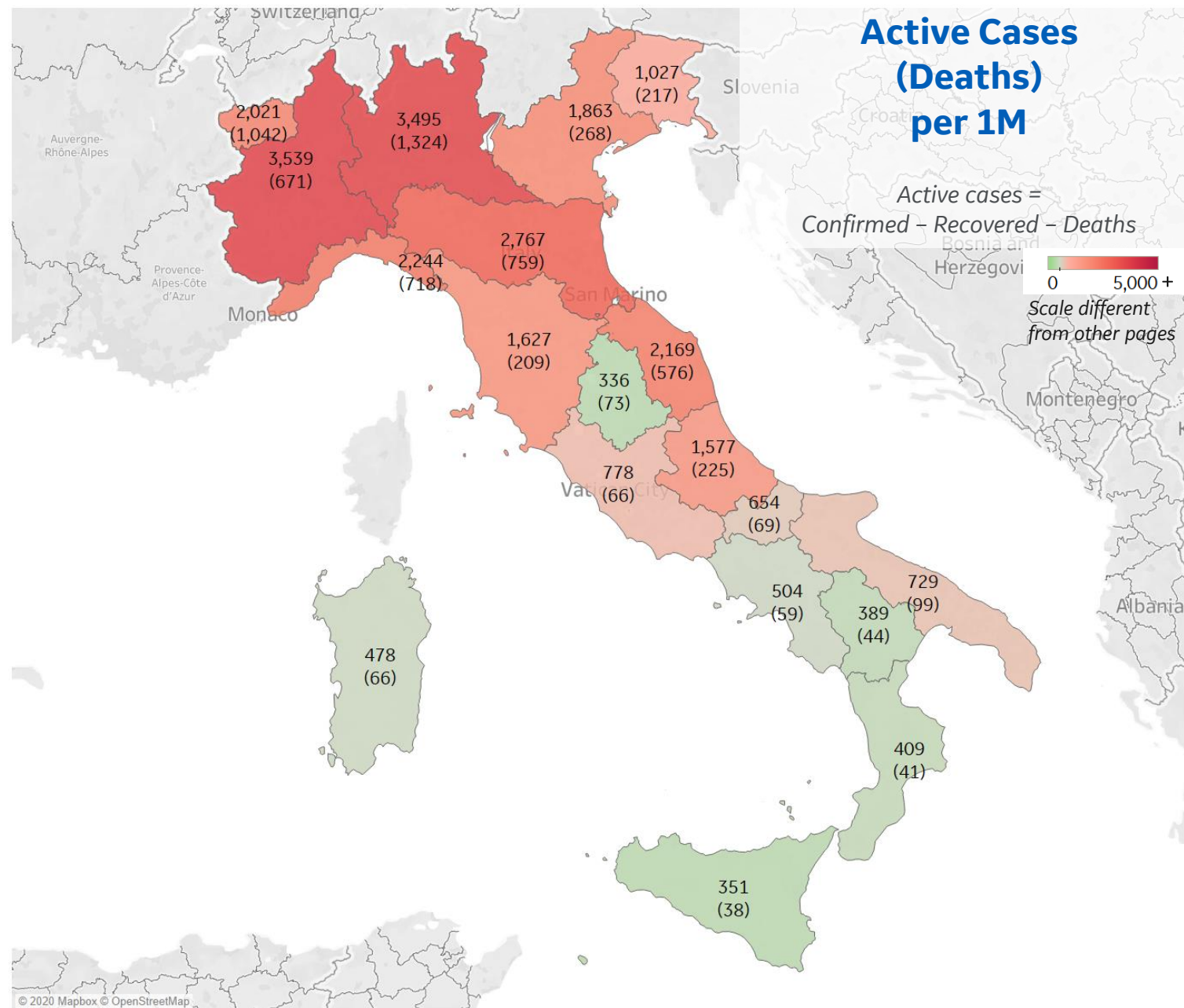
Italy

Per 1M in Region

	Today	Change
Active Cases	1,755	+0.2%
Confirmed	38 new	+3%
Deaths	4 new	+2%
Recovered	30 new	+6%

Most Active Cases per 1M

Piemonte	3,539
Lombardia	3,495
Emilia-Romagna	2,767
Liguria	2,244
Marche	2,169
Valle d'Aosta	2,021
Veneto	1,863
Toscana	1,627
Abruzzo	1,577
Trentino-Alto Adi..	1,569



UK & Ireland

Per 1M in Region

	Today	Change
Active Cases	1,942	+3%
Confirmed	71 new	+3%
Deaths	6 new	+2%
Recovered	0.05 new	+0.0%

Most Active Cases per 1M

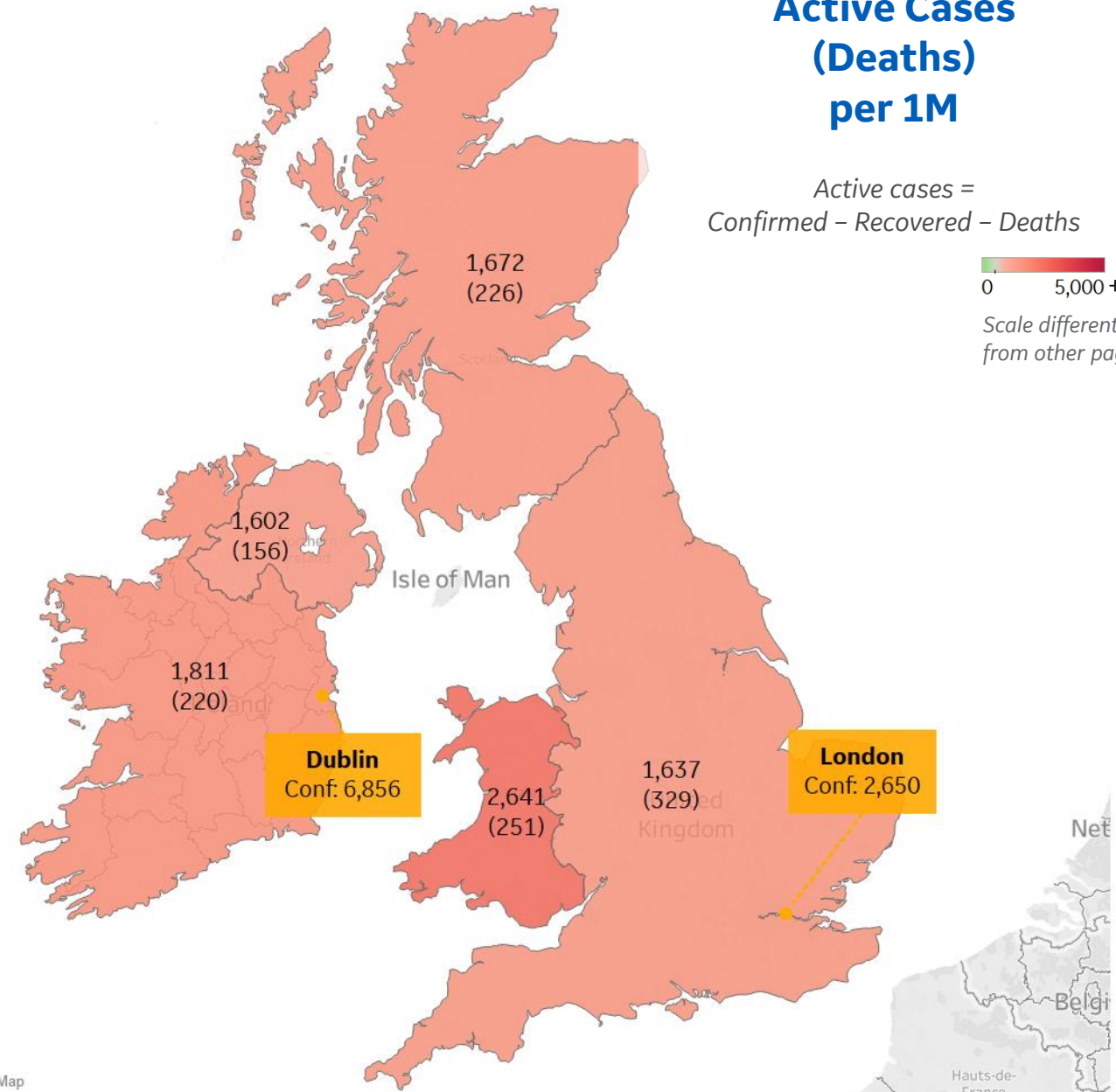
Wales	2,641
Ireland	1,811
Scotland	1,672
England	1,637
Northern Ireland	1,602

Active Cases (Deaths) per 1M

Active cases =
Confirmed - Recovered - Deaths

0 5,000 +

Scale different
from other pages



© 2020 Mapbox © OpenStreetMap

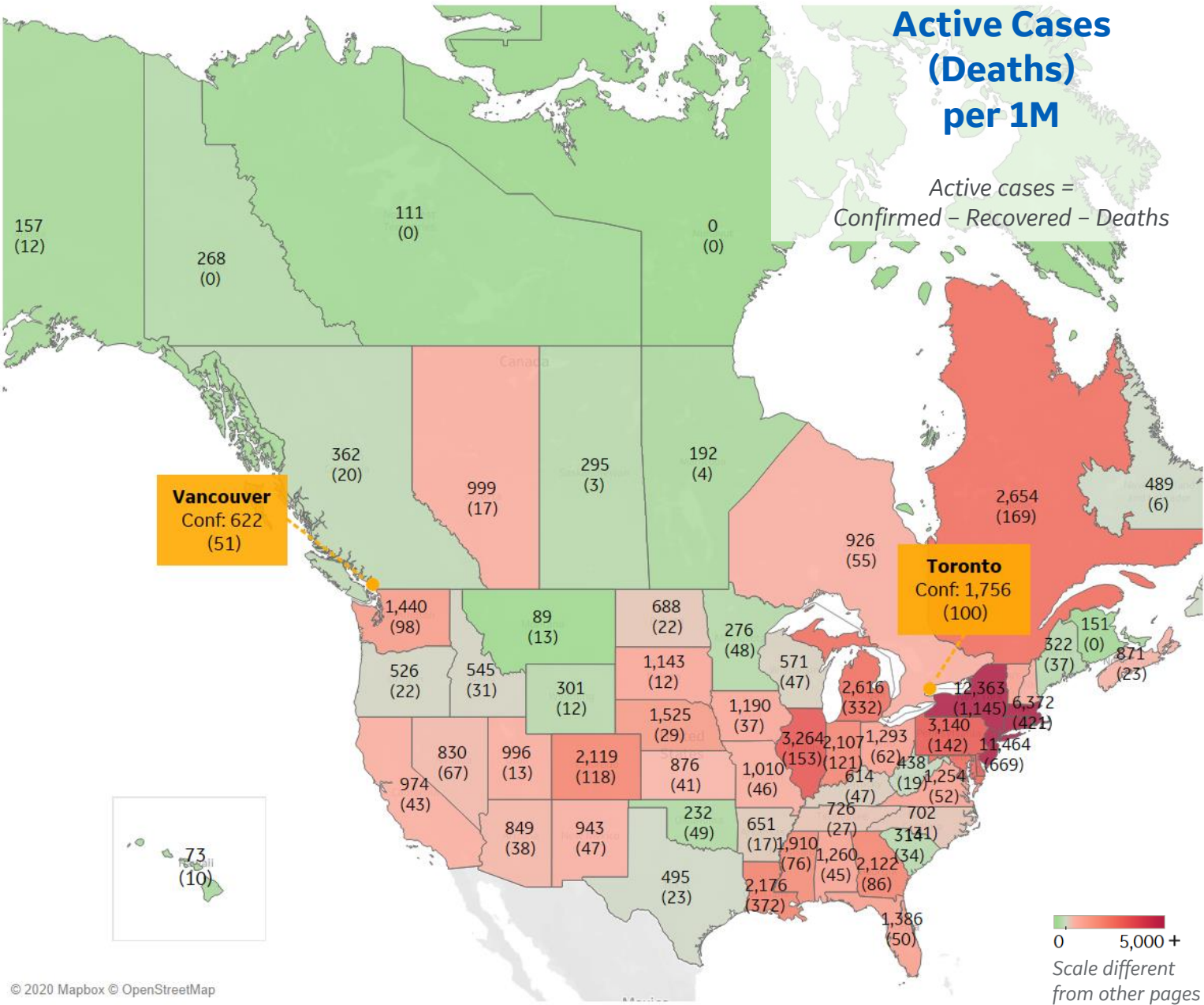
US & Canada

Per 1M in Region

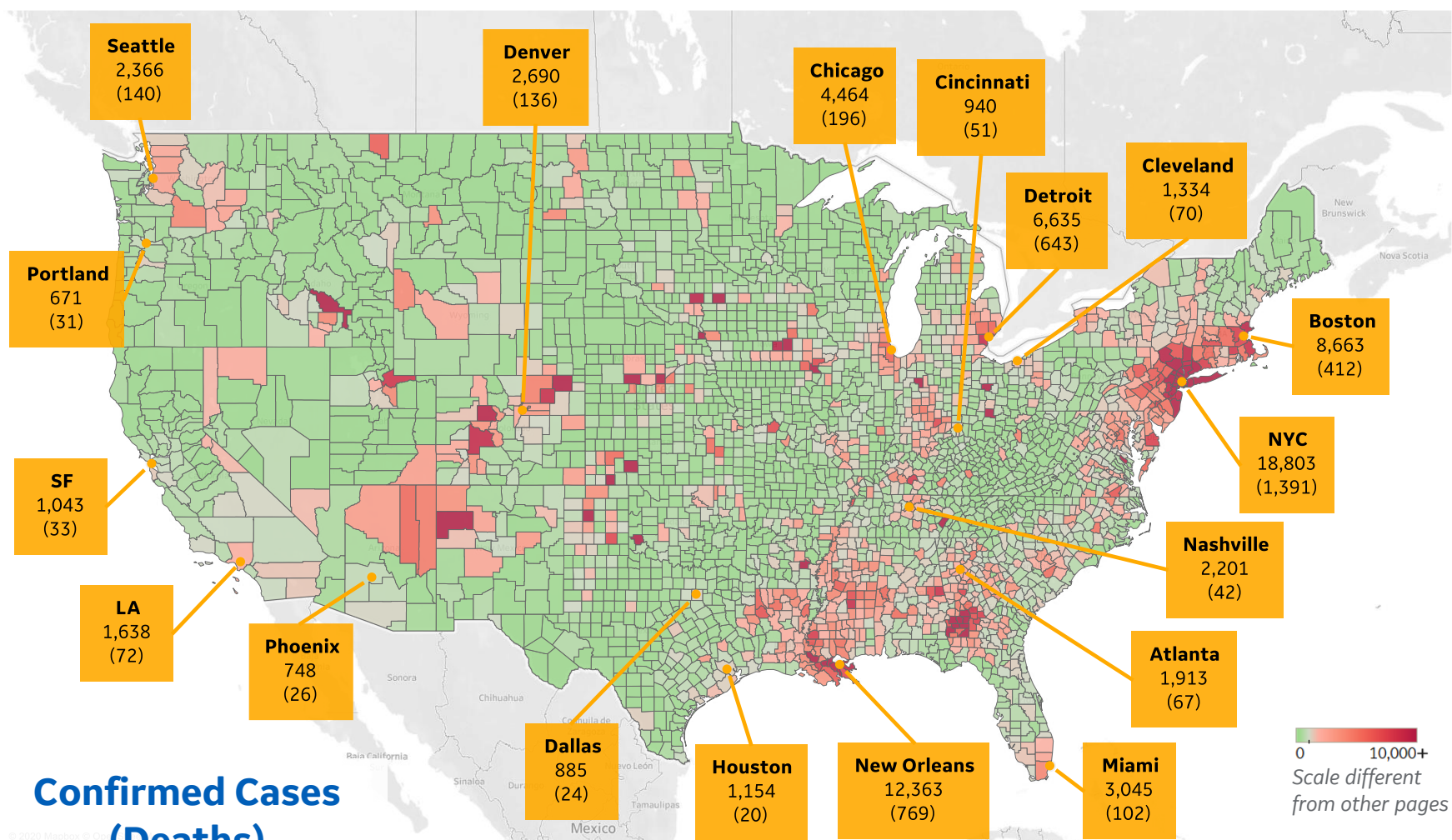
	Today	Change
Active Cases	2,255	+3%
Confirmed	79 new	+3%
Deaths	3 new	+2%
Recovered	20 new	+6%

Most Active Cases per 1M

New York	12,363
New Jersey	11,464
Connecticut	6,530
Rhode Island	6,486
Massachusetts	6,372
DC	4,259
Illinois	3,264
Pennsylvania	3,140
Michigan	2,616
Louisiana	2,176



US by County & Metro Area



Top 10 Northeast Counties

Confirmed Cases per 1M

Rockland County, NY	34,550
Westchester County, NY	28,593
Nassau County, NY	25,441
Passaic County, NJ	22,193
Suffolk County, NY	21,711
Union County, NJ	21,305
Orange County, NY	21,058
Hudson County, NJ	20,387
New York City*	18,983
Essex County, NJ	16,099

Top 10 Other US Counties

Confirmed Cases per 1M

Orleans Parish, LA	16,256
Jefferson Parish, LA	14,009
Wayne County, MI	9,002
Macomb County, MI	5,953
Cook County, IL	5,936
Oakland County, MI	5,509
Prince George's County, MD	5,484
District of Columbia, DC	5,442
Marion County, IN	4,972
Weld County, CO	4,527

Note: Includes counties ≥ 250K population

* New York City counties aggregated into one reporting area

Oceania

Per 1M in Region

	Today	Change
Active Cases	44	-12%
Confirmed	0.6 new	+0.2%
Deaths	0.1 new	+4%
Recovered	7 new	+3%

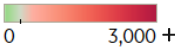
Most Active Cases per 1M

New Zealand	56
Australia	43

* Excludes regions with population < 1M

Active Cases (Deaths) per 1M

Active cases =
Confirmed - Recovered - Deaths



© 2020 Mapbox © OpenStreetMap

Updated 27 April 2020, 3:30 GMT

Latin & South America

Per 1M in Region

	Today	Change
Active Cases	155	+5%
Confirmed	13 new	+5%
Deaths	0.5 new	+4%
Recovered	5 new	+6%

Most Active Cases per 1M

Panama	1,223
Ecuador	1,178
Peru	567
Dominican Repub..	456
Chile	320
Brazil	135
Jamaica	106
Costa Rica	83
Colombia	79
Cuba	72

* Excludes regions with population < 1M



© 2020 Mapbox © OpenStreetMap

Asia

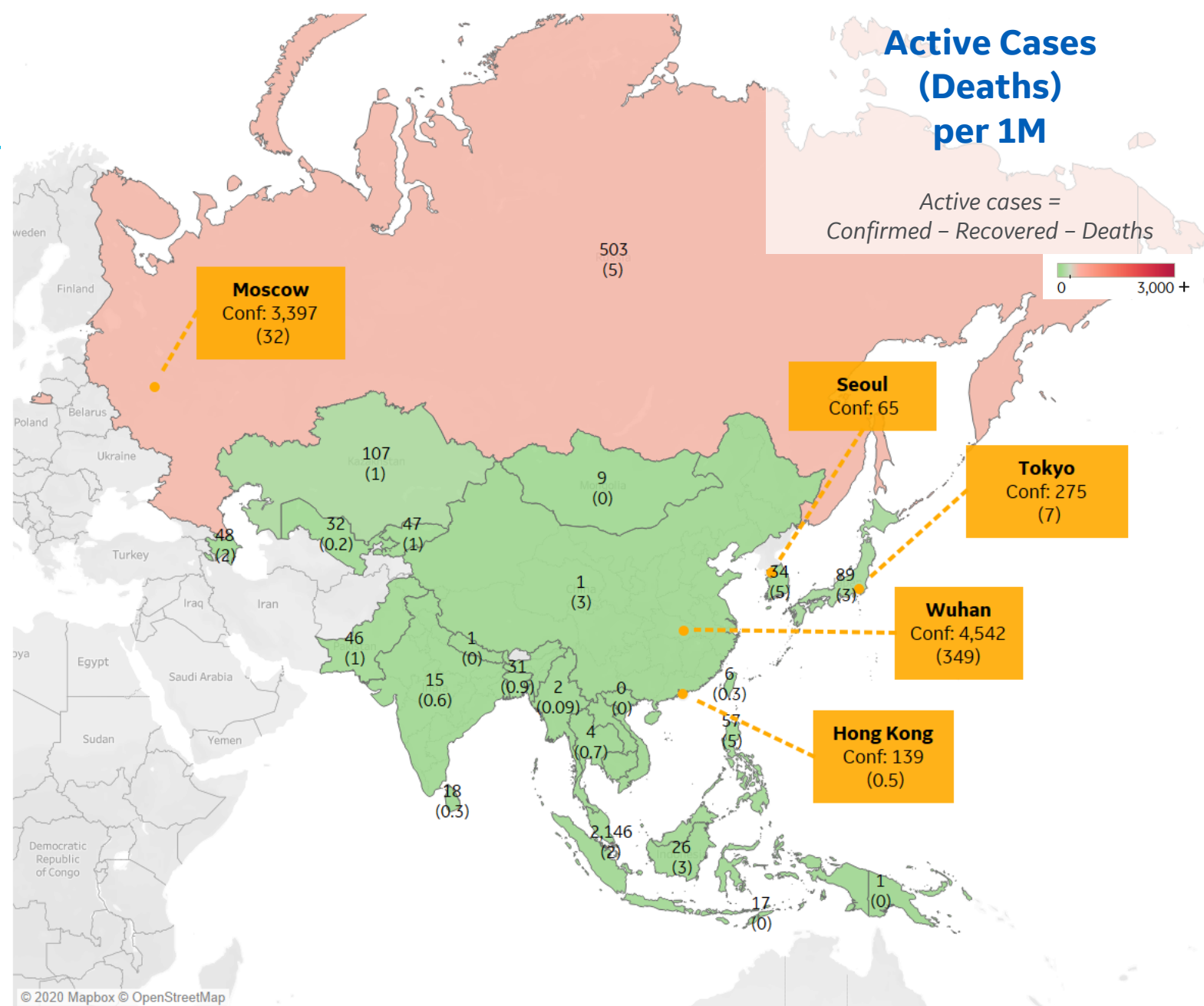
Per 1M in Region

	Today	Change
Active Cases	36	+6%
Confirmed	3 new	+4%
Deaths	0.04 new	+2%
Recovered	0.5 new	+2%

Most Active Cases per 1M

Singapore	2,146
Russia	503
Kazakhstan	107
Japan	89
Philippines	57
Malaysia	56
Azerbaijan	48
Kyrgyzstan	47
Pakistan	46
South Korea	34

* Excludes regions with population < 1M



Africa

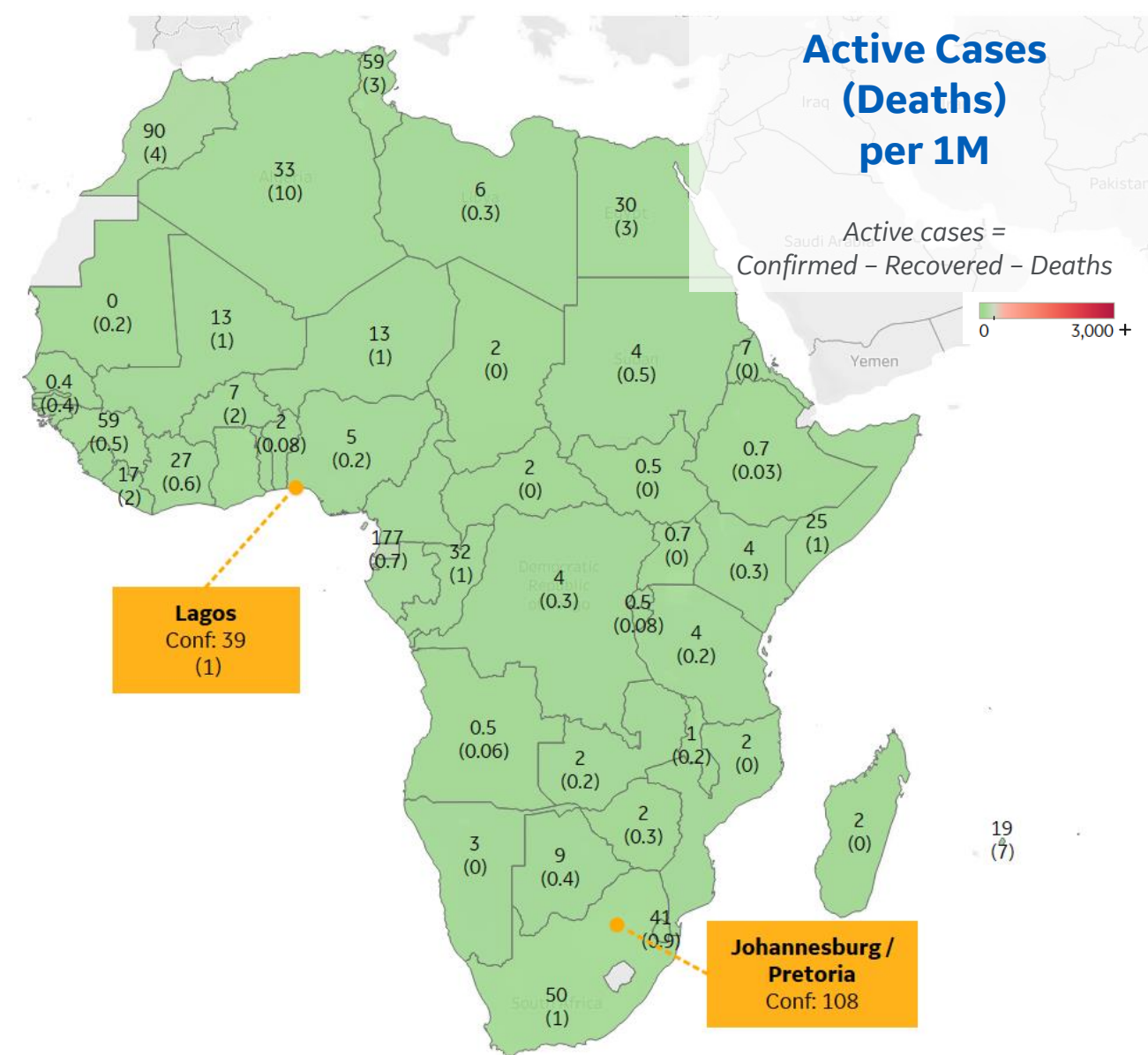
Per 1M in Region

	Today	Change
Active Cases	16	+5%
Confirmed	1 new	+5%
Deaths	0.04 new	+3%
Recovered	0.4 new	+5%

Most Active Cases per 1M

Equatorial Guinea	177
Morocco	90
Gabon	64
Guinea	59
Tunisia	59
South Africa	50
Ghana	45
Eswatini	41
Algeria	33
Congo (Brazzavil..	32

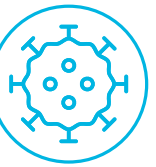
* Excludes regions with population < 1M



© 2020 Mapbox © OpenStreetMap

Updated 27 April 2020, 3:30 GMT

Sources

**Johns Hopkins Coronavirus Resource Center:**

<https://coronavirus.jhu.edu/map.html>

Worldometer Coronavirus Reporting:

<https://www.worldometers.info/coronavirus/>

Public Health England:

<https://www.gov.uk/government/publications/covid-19-track-coronavirus-cases>

US Department of Homeland Security, Homeland Infrastructure Foundation-Level Data:

<https://hifld-geoplatform.opendata.arcgis.com/datasets/hospitals>

City of New York, NYC Health:

<https://www1.nyc.gov/site/doh/covid/covid-19-data.page>

Chicago Coronavirus Latest Data:

<https://www.chicago.gov/city/en/sites/covid-19/home/latest-data.html>

National Health Commission of the PRC:

<http://www.nhc.gov.cn/xcs/yqtb/202003/bf66696029ba420098164607240074f8.shtml>

Korean Centers for Disease Control and Prevention:

http://www.cdc.go.kr/cdc_eng/

CDC, Severe Outcomes Among Patients with Coronavirus Disease 2019 (COVID-19):

<https://www.cdc.gov/mmwr/volumes/69/wr/mm6912e2.htm>

COVID-19 Information for Switzerland:

<https://www.corona-data.ch/>

WHO Europe, Surveillance Report:

<http://www.euro.who.int/en/health-topics/health-emergencies/coronavirus-covid-19/weekly-surveillance-report>

CDC, National Vital Statistics Reports:

https://www.cdc.gov/nchs/data/nvsr/nvsr68/nvsr68_06-508.pdf

The COVID Tracking Project:

<https://covidtracking.com/data/>

Public Health Authority of Sweden:

<https://www.folkhalsomyndigheten.se/smittskydd-beredskap/utbrott/aktuella-utbrott/covid-19/bekraftade-fall-i-sverige>

Restriction Changes in Ecuador:

<https://twitter.com/elcomercio/status/1233773816825946113>; <https://www.reuters.com/article/health-coronavirus-ecuador/ecuador-closes-borders-to-foreign-travelers-due-to-coronavirus-idUSL8N2B70XK>;

<https://www.elcomercio.com/actualidad/catalina-andramuno-renuncia-ministra-salud.html>;

<https://www.reuters.com/article/health-coronavirus-ecuador/ecuador-aims-to-restart-economy-after-coronavirus-quarantine-idUSL2N2CA02I>

Italian Ministry of Health:

<http://www.salute.gov.it/portale/nuovocoronavirus/dettaglioContenutiNuovoCoronavirus.jsp?lingua=italiano&id=5351&area=nuovoCoronavirus&menu=vuoto>

City of Toronto:

<https://www.toronto.ca/home/covid-19/media-room/covid-19-status-of-cases-in-toronto/>

General Secretariat for Health, Spain:

<https://www.msbs.gob.es/profesionales/saludPublica/ccayes/alertasActual/nCov-China/home.htm>

New South Wales Government:

<https://www.health.nsw.gov.au/Infectious/diseases/Pages/covid-19-latest.aspx>

Provincial Health Services Authority of Canada, BC Center for Disease Control:

<http://www.bccdc.ca/about/news-stories/stories/2020/information-on-novel-coronavirus>

Coronavirus Cases in Japan by Prefecture, Nippon Communications Foundation:

<https://www.nippon.com/en/japan-data/h00657/coronavirus-cases-in-japan-by-prefecture.html>

Government of Ireland:

<https://www.gov.ie/en/press-release/a8deb7-statement-from-the-national-public-health-emergency-team-friday-apri/>

WHO Europe, Principles for Transition:

<http://www.euro.who.int/en/media-centre/sections/statements/2020/statement-transition-to-a-new-normal-during-the-covid-19-pandemic-must-be-guided-by-public-health-principles>

The Lancet Infectious Disease, Estimates of the severity of coronavirus disease 2019:

[https://www.thelancet.com/journals/laninf/article/PIIS1473-3099\(20\)30243-7/fulltext#seccestitle230](https://www.thelancet.com/journals/laninf/article/PIIS1473-3099(20)30243-7/fulltext#seccestitle230)

Ministry of Health of Portugal, Status Reports:

<https://covid19.min-saude.pt/relatorio-de-situacao/>

Coordination Center for Health Emergencies, Spain:

https://www.msbs.gob.es/profesionales/saludPublica/ccayes/alertasActual/nCov-China/documentos/Actualizacion_78_COVID-19.pdf

Our World in Data, Case Fatality Data:

<https://ourworldindata.org/coronavirus>

Restriction Changes in Brazil:

<https://g1.globo.com/sp/sao-paulo/noticia/2020/02/25/ministerio-da-saude-investiga-possivel-paciente-com-coronavirus-em-sp-caso-foi-para-contraprova.ghtml>; <https://g1.globo.com/bemestar/coronavirus/noticia/2020/03/13/ministerio-da-saude-divulga-orientacoes-para-estados-sobre-coronavirus.ghtml>;

<https://www1.folha.uol.com.br/colunas/monicabergamo/2020/03/sao-paulo-registra-primeira-morte-por-coronavirus.shtml>;

<https://g1.globo.com/economia/noticia/2020/04/09/6-milhoes-comesam-a-receber-auxilio-emergencial-de-r-600-nesta-quinta.ghtml>

